

# Strong Performance. Accelerating Growth.



# Contents

## 02 Corporate Overview

- 02 Ajanta at a Glance
- 04 Letter to Stakeholders
- 06 Financial Highlights
- 08 Our Businesses
- 16 Our Enablers

## 21 Statutory Reports

- 22 Management Discussion and Analysis
- 32 Directors' Report
- 52 Report on Corporate Governance
- 74 Business Responsibility and Sustainability Report

## 124 Financial Statements

- 124 Consolidated
- 194 Standalone

## 264 Notice



[To know more about Ajanta Pharma](#)

### Highlights of FY 2026

**₹ 5,453 cr.**  
Revenue

**₹ 1,498 cr.**  
EBITDA\*

**₹ 1,056 cr.**  
PAT

\*Adjusted EBITDA after removing mark-to-market forex loss

# Strong Performance. Accelerating Growth.



Fiscal Year 2026 has been a year of great achievement – one where the investments we have been making in markets, products and people have come together to deliver results that are not only strong today but also lay a lasting foundation for the years ahead. The multi-dimensional growth engines that we have developed over the years, ensure the surety and sustainability of our consistent growth in earnings. Our theme for this Annual Report, “Strong Performance. Accelerating Growth”, reflects precisely where we stand: performing with discipline and poised to accelerate with purpose, confidence, and the conviction that the best is yet to come.

ABOUT US

# Ajanta at a Glance



33+ Countries

600+ Products

6,000+ Medical Representatives

13,000+ Ajantaites

## Growth Levers



**New product launches across markets**

Strong product portfolio under development/ registration



**Market share gain in existing products**

Focus on field force productivity enhancement



**Thrust on new countries and therapies**

Adding therapies, products and field staff in new countries



**Optimise expenses**

Focus on costs optimisation



**Focus on digitisation**

Across all functions of the organisation

## Our Business is Well Diversified and Gives Us an Edge

### Branded Generics - India

6 Therapy Segments

~50% First-to-market

350+ Products

### Branded Generics - Asia

8 Therapy Segments

Leadership In Sub-therapeutic Segments

250+ Products

### US Generics

49 Active ANDAs (excl. 6 Tentative)

19 Under Approval ANDAs

49 Products on Shelf

### Branded Generics - Africa

8 Therapy Segments

Leading Brands in Segments

250+ Products

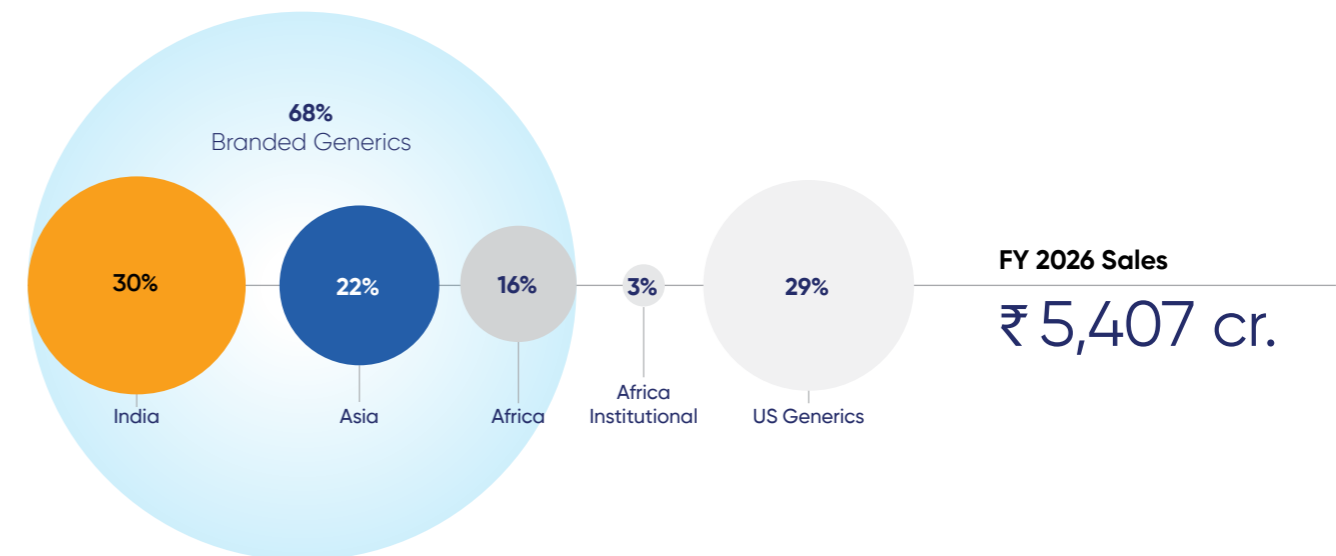
### Africa Institutional

Antimalarial Therapy Segment

1<sup>st</sup> Generic Prequalified by WHO

1 Bn+ Patients Treated

## Market-wise Sales Contribution



LETTER TO STAKEHOLDERS

In the New League

While we take satisfaction in the performance of our established businesses, we are equally energised by the new frontiers we are actively building. Ajanta Pharma is at a pivotal moment of growth realisation—the inflection point where years of investment in products, people, and geographies begin to compound into accelerated returns.



Yogesh Agrawal  
Managing Director

Rajesh Agrawal  
Jt. Managing Director

Dear Stakeholders,

It is with immense pride and gratitude that we write to you at the close of another landmark year for Ajanta Pharma. It is a pleasure to share that Ajanta has achieved several important milestones in FY 2026, with revenue surpassing ₹ 5,000 cr., and net profit crossing ₹ 1,000 cr. This marks a significant step forward in our growth journey.

The year reflects strong well-rounded performance across all areas of business, reinforcing the strength of our strategy and execution. One of the most defining characteristics of Ajanta Pharma's business model is its diversification—across geographies, therapies, and customer segments. This structural resilience was once again on full display in FY 2026. In years when one market may face external headwinds, other steps forward. This is not coincidence; it is by design.

Segment Review

Our portfolio spans Branded Generics across India, Asia, and Africa; the Generics in the US; and Antimalarial Institutional business in Africa.

India, our home market, continued on an impressive growth trajectory, expanding at approximately 1.3 times the pace of the Indian Pharmaceutical Market (IPM). This performance was powered by a deliberate and bold decision we took in the prior year—the addition of new therapies. Our India business grew by approximately 15% in FY 2026, well ahead of the broader market, as our enhanced presence enabled deeper engagement and stronger brand equity across our therapeutic portfolios. A particularly exciting development in India this year was the successful performance of gynaecology, where early market reception has been most encouraging. This reflects our confidence in building credible, differentiated franchises in growing therapy areas.

The structural resilience of our diversity in markets was once again on full display in our Emerging Markets business in Asia and Africa. While Africa market registered a robust 15% growth for the year, Asia business was impacted by the Middle Eastern war, which saw a slight decline of 1%. Barring this, our Asia and Africa markets have progressed in line with our expectations. With deeper investments made in expanding our people, products, and divisions over the past two to three years in these markets, we are now approaching a stage of meaningful productivity. In the year we added 250+ MRs in these markets, taking the total strength of MRs to over 2,250.

Our Branded Generics business across India, Asia and Africa registered a healthy 9% growth for the year. These markets represent a significant part of our long-term opportunity, and we remain committed to building sustainable, locally resonant businesses in each of them.

Our US Generics business posted robust growth of 49% this year on the back of a few successful launches in the last 15 months. While the US Generics market is often characterised as volatile, we have consistently demonstrated that with the right portfolio strategy, supply reliability, and commercial execution, it is possible to grow substantially without compromising profitability.

Our Antimalarial Institutional Business in Africa recorded a 9% growth for the year, though initially we estimated it to be on a declining trend. This is a lumpy business due to the reliance on sponsors for the WHO-led programme. We still remain optimistic about its performance going forward.

Financial Highlights

Revenue from operations grew a robust 17% to ₹ 5,453 cr. Adjusted EBITDA grew by 18% to ₹ 1,498 cr., and margin stood at 27%. PAT grew by 15% to ₹ 1,056 cr., and margin stood at 19% for the year.

We remain confident of maintaining EBITDA margin in the coming year as well while making further investment in developing our market.

New Growth Drivers: Building for Tomorrow

While we take satisfaction in the performance of our established businesses, we are equally energised by the new frontiers we are actively building. Ajanta Pharma is at a pivotal moment of growth realisation—the inflection point where years of investment in products, people, and geographies begin to compound into accelerated returns.

We are also making substantial capital investments—in manufacturing capacity, quality systems, and R&D infrastructure—to ensure that our operational backbone is ready to support the next phase of scale. These capital expenditures are deliberate and forward-looking, designed to give us the agility and headroom to grow without constraint.

Alongside organic growth, we are actively exploring inorganic opportunities. Acquisitions that are strategically complementary represent an important additional lever for value creation. We are

approaching this with the same rigour and discipline that defines everything we do at Ajanta Pharma.

Looking Ahead with Confidence

As we look to FY 2027 and beyond, we do so with conviction. The investments of the past years in our field force, new therapies, new geographies, product pipeline, and people are entering their productive phase. Our Branded Generics businesses in both India and emerging markets are well positioned for strong growth. Our US business will continue to scale responsibly.

We remain committed to the principles that have guided Ajanta Pharma through every phase of its evolution: quality without compromise, growth with margin discipline, and stakeholder value creation with integrity.

People Practices

At Ajanta, excellence is a way of life. We have always believed that our true strength lies in our people. As we grow and expand into new markets, strengthen our R&D pipeline, enhance operational excellence, and raise the bar of quality, one thing becomes increasingly clear: we must continuously learn, evolve, and reinvent ourselves.

With this purpose we have created Ajanta Academy, our learning and development platform. Its objective is simple yet powerful: to build the knowledge, skills, leadership and mindset required to take Ajanta to the next level. This platform will bring together structured learning paths, technical and functional learning, behavioural development, leadership programmes, digital capability building, and on-the-job learning, all in one place.

Sustainability

Sustainability remains integral to our long-term strategy as we continue delivering Strong Performance while Accelerating Growth responsibly for all stakeholders. During FY 2026, renewable sources fulfilled 34% of our energy requirements, supported by continued investments in solar power generation across operations. Based on renewable energy initiatives

Revenue from operations grew a robust 17% to ₹ 5,453 cr. Adjusted EBITDA grew by 18% to ₹ 1,498 cr. and margin stood at 27%. PAT grew by a 15% to ₹ 1,056 cr. and margin stood at 19% for the year.

and energy-efficiency measures implemented during the year, Ajanta reduced carbon emissions by 11,590 tonnes of CO<sub>2</sub>. We also strengthened efforts towards water conservation, responsible waste management and plastic neutrality to enhance operational sustainability. These initiatives strengthen our resilience and will support sustainable growth in the years ahead.

On behalf of the Board of Directors and the entire leadership team at Ajanta Pharma, we extend our deepest gratitude to each of our shareholders for the trust you continue to place in us. We thank our employees for their relentless commitment, our customers and healthcare professionals for their partnership, and our regulators and communities for their continued support.

Warm Regards,

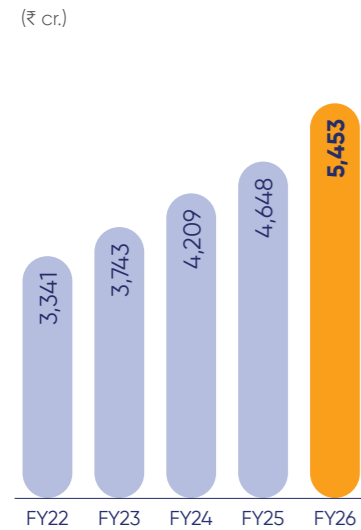
Yogesh Agrawal  
Managing Director

Rajesh Agrawal  
Jt. Managing Director

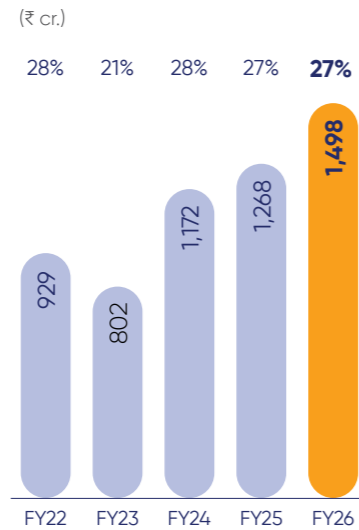
FINANCIAL HIGHLIGHTS

# Translating Strategy into Performance

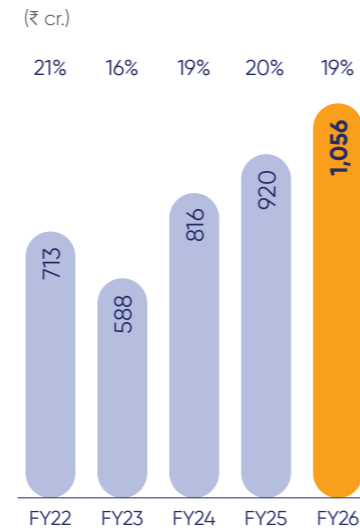
Revenue ↑ 13%



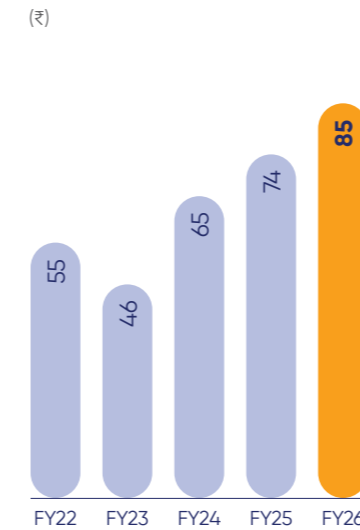
EBITDA and Margin %<sup>1</sup> ↑ 13%



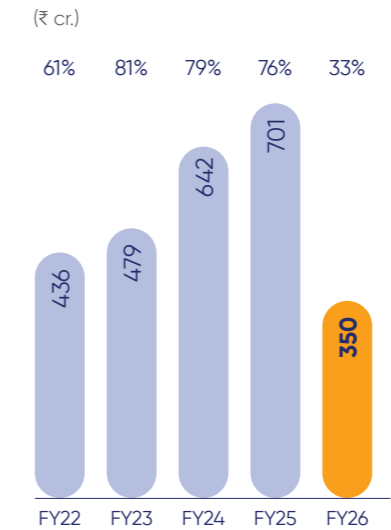
PAT and Margin % ↑ 10%



EPS<sup>5</sup>



Payout (Dividend & Buyback) & PAT %



Note:

- Adjusted EBITDA after removing mark-to-market forex loss
- ROCE calculated as EBIT/(Average Net worth + Lease liability + Deferred tax liability)
- ROE calculated as Net profit/Average net worth
- Cash Conversion Ratio calculated as CFO (Cash Flow from Operations)/EBITDA
- Bonus issue in April 2022 adjusted in all years for calculation of EPS & Book Value

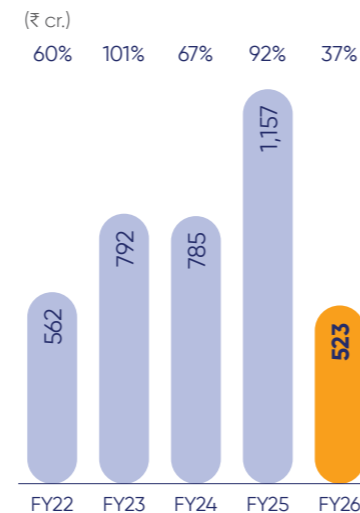
RoCE<sup>2</sup>



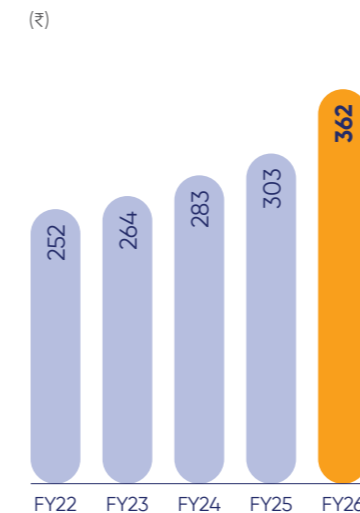
ROE<sup>3</sup>



CFO & Cash Conversion<sup>4</sup>



Book Value per share



↑ 5-year CAGR



**OUR BUSINESSES**

# Branded Generics

Ajanta has a well-diversified Branded Generics business across India and more than 33 emerging market countries in Asia and Africa. During the year, our business recorded sales of ₹ 3,690 cr., reflecting a healthy growth of 9%. Branded Generics contributed 68% to the Company's overall revenue, reaffirming its strong position as the core growth driver of the business.

During FY 2026, we launched 49 new products across India and Emerging Markets. Our portfolio now includes more than 600 products, with nearly 50% holding first-to-market positioning in their respective markets. We focus on differentiated products designed to improve patient convenience and treatment adherence. We continue to strengthen our presence in specialist

and super-specialist therapies through targeted product offerings.

Our growth pipeline remains strong, supported by a robust portfolio under development and registration through our R&D efforts. This provides confidence in our ability to consistently outpace market growth across the countries where we operate.

A strong field force of more than 6,000 medical representatives across India, Asia and Africa supports this business. During FY 2026, we further built our branded operations by adding over 500 medical representatives. This extensive front-end presence enables us to maintain leadership positions across several molecules and sub-therapeutic segments in our key markets.



## India

 <b>Met XL</b> Metoprolol Succinate Extended Release Tablets	 <b>Atorfit CV</b> Atorvastatin Calcium & Clopidogrel Capsules	 <b>Dapalex</b> Dapagliflozin Tablets
 <b>apdrops</b> Moxifloxacin Eye Drops	 <b>Maxmoist</b> Sodium Hyaluronate & D-Panthenol Eye Drop	 <b>Ripatec</b> Ripasudil Eye Drops
 <b>Softdrops</b> Eye Drops CMC, Glycerin, & N-acetyl carnosine	 <b>AQUASOFT</b> Cream / Lotion / Max / S Bar / CV	 <b>PACROMA</b> Pimecrolimus Cream
 <b>Melacare</b> Cream Hydroquinone, Tretinoin, & Mometasone Furoate	 <b>Feburic</b> Febuxostat Tablets	 <b>Mimod</b> Iguratimod Tablets

## International

 <b>AMADAY PL</b> Amlodipine & Perindopril Erbumine Tablets	 <b>Cinod</b> Cilnidipine Tablets	 <b>Lastavin AM</b> Valsartan & Amlodipine Tablets
 <b>Empadil</b> Empagliflozin Tablets	 <b>DIAZAC</b> Dapagliflozin Tablets	 <b>OLOPAT OD</b> Eye Drops Olopatadine Hydrochloride Ophthalmic Solution
 <b>Brinzox-T</b> Eye Drops Brinzolamide & Timolol Ophthalmic Suspension	 <b>MOMADERM</b> Mometasone Furoate Cream	 <b>Humiderm</b> Cream / Lotion / Syndet Bar
 <b>Artefan</b> Artemether & Lumefantrine Tablets	 <b>FiXiM</b> Cefixime Oral	 <b>Fedate</b> Capsule / Syrup

OUR BUSINESSES

# Branded Generics

Ajanta continued to strengthen its position in the Indian pharmaceutical market during FY 2026. As per IQVIA MAT March 2026, the Company ranked among the top 25 pharmaceutical companies in India, improving its position to 24<sup>th</sup> from 26<sup>th</sup> in the previous year.



The India business contributed 30% to the Company's total revenue during the year. Sales increased to ₹ 1,654 cr. from ₹ 1,452 cr. in the previous financial year, registering a strong growth of 14%. This performance was driven by the launch of 26 new products, including five first-time launches in India. Ajanta continued to outperform the Indian pharmaceutical market by 300 basis points during the year. The Company also maintained leadership in volume growth and new product introductions compared to the broader market. Growth momentum remained strong across most key therapeutic

segments, where our performance consistently exceeded segment growth rates. We remain confident of sustaining this trajectory through focused execution, differentiated product offerings and continued market expansion. Our gynaecology therapy continued to gain traction during the year and is expected to contribute meaningfully to future growth. To strengthen market reach and support future expansion, we added around 300 medical representatives across therapeutic areas, taking the total India field force to approximately 3,750 medical representatives.

**350+**  
Total Products

**65%+**  
Chronic Contribution

India

India – Sales at a Glance

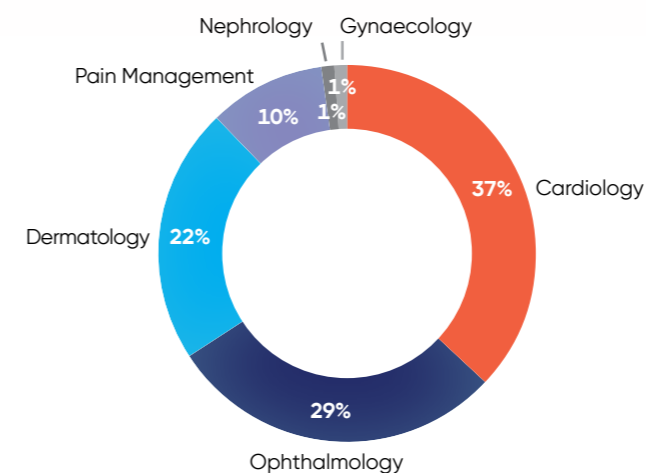
**18**  
Brands of ₹ 25+ cr.

**53%**  
Contribution from Top 10 Brands



Ajanta stall @ Dermacon, India

Therapy Contribution to India Sales



Source: IQVIA MAT March 2026

The newly inducted teams are being integrated with a strong focus on productivity, capability building and effective field execution.

OUR BUSINESSES

# Branded Generics

Branded Generics business in Asia and Africa contributed 38% to the Company's total revenue during the year. Ajanta's presence in Asia spans nearly 12 countries across the Middle East, Southeast Asia and Central Asia, while the Africa business covers 21 countries across the region.

# Asia and Africa



In Asia, sales for the financial year stood at ₹ 1,175 cr. compared to ₹ 1,191 cr. in the previous year, reflecting a marginal decline of 1%. The performance remained below expectations due to supply chain disruptions arising from the geopolitical situation in the Middle East. Despite these temporary challenges, we remain confident of regaining growth momentum in the coming quarters. During the year, we launched 15 new products, largely in chronic therapies, further strengthening the quality and

long-term sustainability of the Asia business.

In Africa, sales increased to ₹ 861 cr. from ₹ 750 cr. in the previous financial year, registering a healthy growth of 15%. This growth was supported by eight new product launches during the year, enabling continued expansion across key markets in the region.

We continue to invest in people, portfolio expansion and market development to strengthen our presence across Emerging Markets.



Our Branded Generics business in Asia and Africa continues to progress in line with our strategic direction, and we remain confident of delivering healthy growth in the coming quarters.

OUR BUSINESSES

# Generics

Our US Generics business delivered an outstanding performance during FY 2026, with sales reaching ₹ 1,557 cr., reflecting a strong growth of 49%. This growth was driven by eight product launches over the last 15 months, including three launches during the year.



Ajanta USA team receiving the DIANA Award for 'Best Overall Generic Manufacturer' and 'HDA Manufacturer Partner of the Year'

# The US

Consistent execution, differentiated product offerings and strong customer relationships continued to support the business momentum.

The contribution of the US Generics business to the Company's total revenue increased to 29% during the financial year. We continue to strengthen our position as a preferred partner for distributors and customers through reliable supply, high-quality standards and disciplined operational execution.

During the year, Cencora, one of our key distribution partners in the US, recognised Ajanta with the prestigious 'Manufacturer Partner of the Year Award', acknowledging the Company as one of the industry's most dependable suppliers.

Ajanta also received the prestigious DIANA Award for 'Best Overall Generic Manufacturer' for the fifth time, along with the 'HDA Manufacturer Partner of the Year' award. Together, these accolades reaffirm our strong reputation in the US Generics market.

## Our US Strategy of Selective Play Pays

49

Active ANDAs  
(Five approvals in FY 2026)

19

Pending approvals

49

Products on Shelf  
(Three launched in FY 2026)

5


ANDAs filed in FY 2026

8~12

ANDA filing target for FY 2027



'Manufacturer Partner of the Year Award' by Cencora



DIANA Award for 'Best Overall Generic Manufacturer' and 'HDA Manufacturer Partner of the Year'

OUR ENABLERS

# Research and Development

At Ajanta, science-led innovation at R&D is central to our business strategy. Our team of more than 850 scientists drives the development of complex and difficult-to-manufacture products using advanced drug delivery systems. During the year, these efforts enabled the launch of 53 new products across markets, further building the pipeline for future growth.

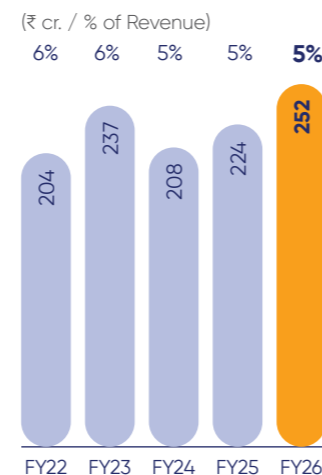


XRD Machine @ Ajanta Research Centre, Mumbai

We have fully digitised our R&D processes to minimise the possibility of errors arising from manual intervention and to improve operational efficiency. This transformation has supported the development of several differentiated formulations that today hold leading positions across sub-therapeutic segments in multiple geographies. We are also integrating AI-driven models into our R&D operations to further enhance productivity and accelerate development capabilities.

During FY 2026, we invested ₹ 252 cr. in R&D, representing 5% of revenue, compared with ₹ 224 cr. in FY 2025. This continued investment improved efficiencies across formulation development, analytical development and regulatory affairs during the year. We expect R&D investments to remain at similar levels as we continue to strengthen our product pipeline and innovation capabilities.

### R&D Expenses (Excluding Capex)



# Superior Manufacturing Standards and Supply Chain Operations

Ajanta's robust, scalable and world-class manufacturing network is built to support growing global demand. The Company operates seven state-of-the-art manufacturing facilities in India, including two facilities approved by the US FDA and others compliant with WHO cGMP standards.

We continue to focus on strengthening manufacturing excellence while optimising our production footprint through process improvements and automation. During the year, we introduced automated shrink-wrapping technology at one of our facilities for ophthalmic and dermatology products. This automation improved production efficiency and reduced manual intervention by nearly 50%, enhancing both operational productivity and process consistency.

These efforts were recognised with the 'Operational Excellence Award' at the Pharma Manufacturing & Automation Excellence (PM & AE) awards.

Our Guwahati facility received the 'Gold Medal' at the National Awards for Manufacturing Competitiveness (NAMC). The facility was also recognised by the Government of Assam with the 'Best Establishment for Providing Welfare Amenities to Employees' award.

Ajanta continues to maintain a strong reputation for reliable supply and consistent quality standards across markets. Our focus on supply assurance and operational reliability has enabled us to build long-standing relationships with customers and partners globally. During the year, these efforts were recognised with the 'Excellence in Supply Chain & Logistics Packaging' award at the India Pharma Packaging Awards.



Tablet coating machine @ Dahej Facility, Gujarat

OUR ENABLERS

# Sustainability

At Ajanta, building a sustainable future remains an integral part of the way we operate. We continue to go beyond compliance in meeting environmental standards and regularly implement energy-efficiency initiatives across our operations. Solar power generation currently meets 34% of our total energy requirements, and we aim to further strengthen our green energy adoption to meet up to 70% of our energy needs in the coming year.

We consistently comply with, and in many areas exceed, applicable environmental laws and regulations. Air emissions and waste generation across our facilities remain well within the limits prescribed by regulatory authorities. All manufacturing facilities operate with zero liquid discharge systems, ensuring 100% recycling of wastewater for utility purposes. In addition, nearly 90% of hazardous waste is recycled through pre-processing and co-processing for use in the cement industry.

Our approach to addressing climate change and reducing environmental

impact is integrated into the way we manage our business across environmental, social and economic dimensions. We also follow a well-defined Safety, Health and Environment policy that extends across the Company, subsidiaries and contractors associated with our operations.

Our focused execution and real-time implementation of sustainability initiatives received recognition through the 'Environmental Excellence Award' presented by the Hon'ble Chief Minister of Madhya Pradesh, Dr. Mohan Yadav.

**11,590**  
Tonnes of CO<sub>2</sub> emissions reduced

**1,93,000**  
Trees saved from cutting



Madhya Pradesh CM presented Ajanta's Pithampur facility with Environmental Excellence Award

# Digitisation

At Ajanta, digitisation and use of AI continues to strengthen operational efficiency and process excellence across the organisation.

Quality and manufacturing workflows have become more agile and efficient with the use of digitisation. The integration of Electronic Batch Manufacturing Records (eBMR) with production equipment at multiple manufacturing sites has replaced manual documentation with real-time digital records. It has led to improved traceability, documentation integrity and audit readiness, which enabled faster review and batch releases. Process optimisation and predictive maintenance initiatives are reducing deviations and strengthening compliance readiness across manufacturing facilities.

SAP-enabled digital workflows and approvals are improving process turnaround times, visibility and collaboration. This year we launched SAP SuccessFactors to improve our HR processes across recruitment, onboarding and performance management. Also, a new AI-enabled digital learning and development platform was launched under the name of 'Ajanta Academy'. This initiation is supporting capability building and improving compliance training across functions.



Capsule Filling Line @ Guwahati Facility, Assam



## CORPORATE INFORMATION

**Mannalal B. Agrawal**

Chairman

**Madhusudan B. Agrawal**

Vice Chairman

**Yogesh M. Agrawal**

Managing Director

**Rajesh M. Agrawal**

Joint Managing Director

**David Rasquinha**

Independent Director

**Medha Joshi**

Independent Director

**Rajesh Dalal**

Independent Director

**Simi Thapar**

Independent Director

**Arvind K. Agrawal**

Chief Financial Officer

**Gaurang C. Shah**

Company Secretary

**M/s B S R & Co. LLP**

Auditors

**M/s RA & Co.**

Cost Auditors

**CIN No:** L24230MH1979PLC022059

### Registered Office

Ajanta Tower, 54-A,  
M VasANJI Road,  
Chakala, Andheri (E),  
Mumbai 400 093, India.

Tel: +91 22 6060 9000

Website: [www.ajantapharma.com](http://www.ajantapharma.com)

E-mail: [corpcom@ajantapharma.com](mailto:corpcom@ajantapharma.com)

# Statutory Reports

<b>22</b>	Management Discussion and Analysis
<b>32</b>	Directors' Report
<b>52</b>	Report on Corporate Governance
<b>74</b>	Business Responsibility and Sustainability Report

# Management Discussion and Analysis



## Economic Overview and Outlook

Once again, the global economy is threatened with being thrown off course—this time by the outbreak of war in the Middle East, which started at the end of February 2026. Given the difficulty of underpinning a consistent set of assumptions for projections, the World Economic Outlook (WEO) report published in April 2026 presents a 'reference forecast' on the assumption that the war will have limited duration, intensity, and scope, such that the disruptions will fade by mid-2026.

Under the reference forecast, global growth is projected to be 3.1% in 2026 and 3.2% in 2027, slower than its recent pace of about 3.4% in 2024–25 and historical (2000–19) average of 3.7%. Global headline inflation is expected to increase to 4.4% in 2026 and decline to 3.7% in 2027, marking upward revisions for both years.

Crucially, there is a high degree of cross-country dispersion in the reference forecast. While the growth and inflation revisions seem relatively modest at the global level, the toll on the conflict region and commodity-importing emerging market and developing economies with pre-existing fragilities—is much more pronounced.

## Pharmaceutical Sector Overview

### Branded Generics: High-growth Opportunity in Emerging Markets

As per market research firm Research and Markets, the global Branded Generics market is forecast to grow from USD 393.5 billion in 2025 to USD 434.56 billion in 2026, a 10.4% annual growth. It is expected to see rapid growth in the next few years. It will grow to USD 653.17 billion in 2030 at a CAGR of 10.7%. The growth in the forecast period can be attributed to expansion of Branded Generics portfolio, adoption of digital

marketing, increasing partnerships with healthcare providers, growth in emerging markets, and advancements in drug formulation technologies. Major trends in the forecast period include increasing brand awareness among patients, marketing strategies focused on differentiation, growth in prescription volume for Branded Generics, rising physician preference for Branded Generics, and expansion of emerging markets for generic drugs.

The rising prevalence of chronic diseases is expected to drive growth in the Branded Generics market. Chronic diseases are long-lasting conditions that often cannot be fully cured but can be managed and controlled. Their incidence is increasing due to factors such as poor nutrition, physical inactivity, and excessive alcohol consumption. Globally, consumers are increasingly opting for Branded Generics to manage chronic diseases, as these medications are more affordable than standard treatments.

Among the Emerging Markets, the Indian Pharmaceutical Market (IPM) specifically continues to deliver robust growth. As per PharmaTrac, IPM registered annual growth of 8.6% for the year ending March 2026 to over ₹ 2.46 trillion. This trajectory reflects the market's inherent resilience, consistent therapy-level performance, and strong fundamentals supporting long-term expansion. Projections indicate that the market will continue to expand nearly 2 times over the next six to seven years, fuelled by rising chronic disease prevalence, improved healthcare access, and government support for local manufacturing and R&D.

Branded Generics remain the backbone of the Indian market, accounting for nearly 87% of value. However, the market is becoming more competitive, with price-led growth outpacing volume, and increased substitution by trade generics.

## US Generics Market: Growth and Business Potential

According to Precedence Research, the US generic drugs market is

projected to reach approximately USD 243.70 billion by 2035, growing from an estimated USD 146.04 billion in 2025 at a Compound Annual Growth Rate (CAGR) of 5.25%.

The growth of this sector is underpinned by several critical factors that are reshaping the US pharmaceutical landscape, including:

- **Patent Expirations:** A significant shift toward complex generics and biosimilars is occurring as numerous branded drugs face patent cliffs, providing substantial opportunities for generic manufacturers to enter the market.
- **Disease Prevalence:** The ageing US population and the rising prevalence of chronic and life-threatening conditions—including cancer, autoimmune diseases, and multiple sclerosis—are increasing the sustained demand for cost-effective therapeutic alternatives.

## Company Overview

Ajanta Pharma is a specialty pharmaceuticals formulation

company with a well-diversified Branded Generics business spread across India, Asia, and Africa; Generics in the USA and Institutional business in Africa. In Branded Generics business, the Company has a strong chronic-focused product portfolio led by a first-to-market strategy and front-end presence which helps it outgrow the market. The Company is committed to investing in R&D for product innovations to meet the unmet medical needs by filling identified gaps.

## Performance Highlights

The following analysis and discussion are based on the consolidated financials of the Company for FY 2026. It covers different business verticals as well as the consolidated financial position.

## Branded Generics

The growth for the year was fuelled by an excellent performance of our Branded Generic business, which contributed 68% of overall revenue. This business is spread across India, Asia and Africa. This business exhibits assurance, sustainability and scalability in the long term.



LC-MS/MS Lab @ Ajanta Research Centre, Mumbai

# MANAGEMENT DISCUSSION AND ANALYSIS

## Exhibit 1

Branded Generics	FY26 Sales (₹ cr.)	FY25 Sales (₹ cr.)	Growth (%)
India	1,654	1,452	14%
Asia	1,175	1,191	(1%)
Africa	861	750	15%
<b>Total</b>	<b>3,690</b>	<b>3,394</b>	<b>9%</b>

### India Business

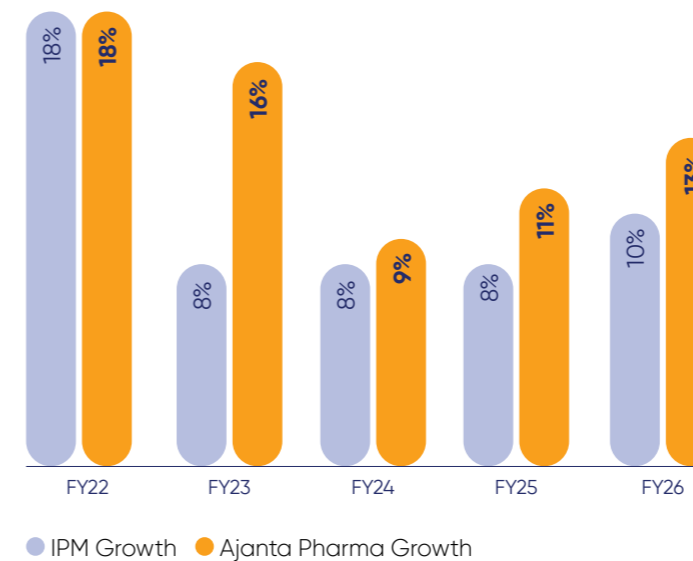
It was a very eventful year for India business with outperformance on all fronts. In India, sales grew by 13%, surpassing the IPM growth rate of 10% as per IQVIA MAT March 2026.

The 324-basis points outperformance to the IPM came on the back of 26 new product launches, including 5 first-to-market, and consistent growth in the existing products. This also helped the Company gain 2 ranks in the last 12 months to 24<sup>th</sup> rank in IPM. Even our Derma business gained 3 ranks in the last 12 months to 13<sup>th</sup> rank in IPM.

## Exhibit 2: Industry vs. Ajanta Pharma Growth IQVIA MAT March 2026

Particulars	Mar-26	Mar-25
<b>Indian Pharma (₹ cr.)</b>	<b>₹ 2,56,500</b>	<b>₹ 2,33,261</b>
Industry	10%	8%
APL	13%	11%
APL Rank	24	26
<b>Ophthalmology (₹ cr.)</b>	<b>₹ 4,934</b>	<b>₹ 4,508</b>
Industry	9%	5%
APL	14%	6%
APL Rank	2	2
<b>Cardiology (₹ cr.)</b>	<b>₹ 34,362</b>	<b>₹ 30,054</b>
Industry	14%	12%
APL	7%	11%
APL Rank	17	17
<b>Dermatology (₹ cr.)</b>	<b>₹ 17,426</b>	<b>₹ 16,301</b>
Industry	7%	10%
APL	14%	14%
APL Rank	13	16
<b>Pain Management (₹ cr.)</b>	<b>₹ 20,027</b>	<b>₹ 18,541</b>
Industry	8%	8%
APL	12%	11%
APL Rank	27	27

## Exhibit 3: IPM vs. Ajanta Pharma Growth



### Basket of More than 250 Products

The Branded Generics business in Asia and Africa consists of more than eight major therapeutic segments, and we hold the leading position in all our sub-therapeutic segments.

Ajanta's Asia business extends across the Middle East, Southeast Asia, and Central Asia, covering nearly 12 countries. We are strategically strengthening this business through increased investments in both products and people to drive accelerated growth. We have

significantly expanded our product portfolio in the region with the launch of 15 new products, primarily in chronic therapies. This business saw a de-growth of 1% in the year and contributed 22% to total sales. The performance during the year remained below our internal expectations, largely due to softer traction in select markets and geopolitical developments in the Middle East that led to significant supply chain disruptions. We remain confident that the business will

regain its growth momentum in the coming quarters.

Our Africa business achieved a robust growth of 15%, driven by a continued strategic focus on expanding our chronic therapies portfolio in the region and the successful launch of 8 new products. These initiatives are steadily building a strong foundation for a more sustainable and scalable business in the years to come. This business contributed 16% in total sales in the year.



## MANAGEMENT DISCUSSION AND ANALYSIS

### The US Generics

The US Generics recorded exceptional 49% growth for the year and contributed 29% to total sales. This high growth rate was on the back of 8 new products launched in the last 15 months. We have 49 products on the shelf, and 19 ANDAs are awaiting approvals.

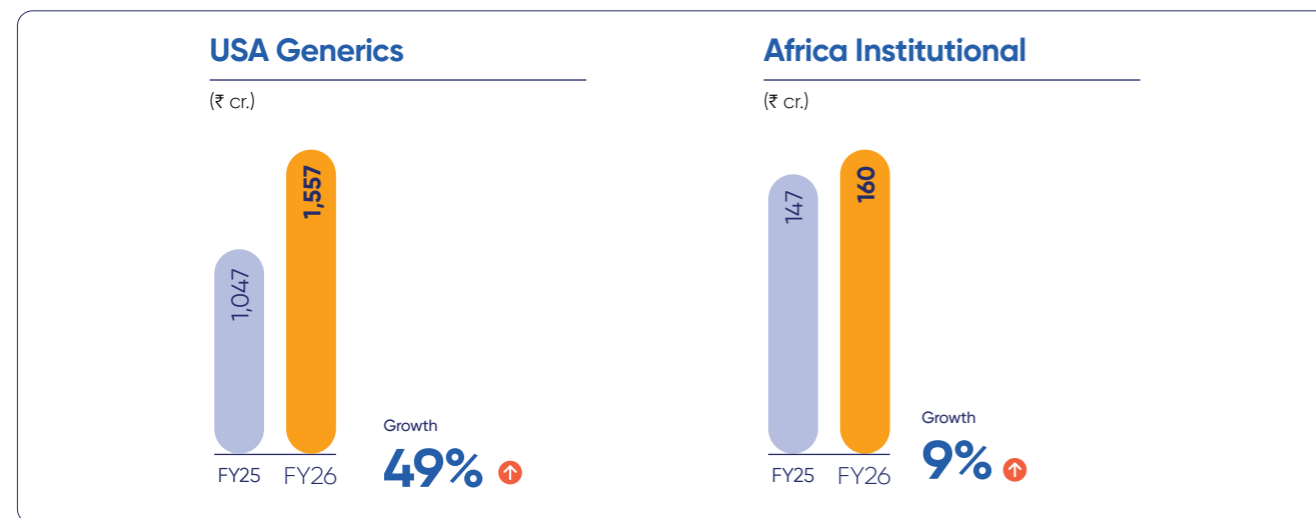
During the year, we filed 5 ANDAs, received 4 final approvals and launched 3 products.

### Africa Institutional

This business consists of antimalarial products being distributed through multilateral aid agencies, which saw growth of 9% for the year

and contributed 3% to total sales. At the start of the year, we had anticipated a softer performance; however, improved order flows from procurement agencies in the second half supported a steady performance for the full year.

### Exhibit 4: US and Africa Institutional Sales



### Operational and Financial Performance

During FY 2026, we significantly enhanced capital allocation to the Branded Generics business with accelerated product filing and enhanced ground presence. We have maintained our margins. This has added surety, scalability, and sustainability to the business.

#### Revenue from Operations

It was a landmark year of performance, with revenue from operations crossing the ₹ 5,000 cr. mark to reach ₹ 5,453 cr. in FY 2026 against ₹ 4,648 cr. in FY 2025, registering a strong growth of 17%.

#### Material Costs

Material cost moved to 22% in FY 2026 from 23% in FY 2025, an improvement of 100 basis points on the back of stable API prices and favourable currency.

#### Employee Expenses

Personnel expenses accounted for 24% of the revenue from operations in FY 2026 against 23% in the previous year. Total cost stood at ₹ 1,291 cr. in FY 2026 against ₹ 1,090 cr. in FY 2025. Higher increase in the cost is due to a one-time charge of about ₹ 9 cr. for the new Labour Code and the addition of 500+ medical representatives in Branded Generics business.

#### Other Expenses

Other expenses stood at ₹ 1,583 cr. in FY 2026 (29% of revenue from operations) against ₹ 1,228 cr. in FY 2025 (26% of revenue from operations), a 300-basis point increase over the previous year. The other expense also includes a mark-to-market hedge loss of

₹ 103 cr., which was 2% of revenue from operations and was on account of depreciation of the INR against the US Dollar and Euro during the year.

Excluding this, the increase was due to higher SG&A expenses towards the addition of new therapies and marketing divisions in India business. R&D cost was at ₹ 252 cr. in FY 2026 against ₹ 224 cr. in FY 2025, which accounted for 5% of revenue from operations.

With our continued focus on Branded Generics business, we have allocated higher resources to product registrations, promotions, and the launch of new products, resulting in higher marketing expenses.



#### Operating Profit Margin

EBITDA in FY 2026 stood at ₹ 1,395 cr. against ₹ 1,260 cr. in FY 2025, a growth of 11% over the previous year, and was 26% of revenue from operations. Adjusted EBITDA margin stood at 27% with a growth of 18% excluding the impact of mark-to-market hedge loss of ₹ 103 cr., which actually got offset by forex gain shown under other income of ₹ 97 cr.

#### Other Income

Other Income stood at ₹ 172 cr. in FY 2026 against ₹ 94 cr. in FY 2025. A major component in both years was the forex gain. Excluding forex gain, other income stood at ₹ 75 cr. against ₹ 66 cr. in FY 2025.

#### Net Profit Margin

Once again, another landmark for the year was PAT crossing the ₹ 1,000 cr. mark. Profit After Tax was

at ₹ 1,056 cr. in FY 2026 against ₹ 920 cr. in FY 2025. PAT margins stood at 19% in FY 2026 against 20% in FY 2025.

#### Return on Net Worth

Return on Net Worth stood at 25% in FY 2026 and FY 2025.

#### Return on Capital Employed

Return on Capital Employed stood at 33% in FY 2026 and FY 2025.

### Exhibit 5

Particulars	(₹ cr.)				
	FY 2026	% to RO	FY 2025	% to RO	% Growth
Revenue from Operations	5,453	-	4,648	-	17%
Adjusted EBITDA*	1,498	27%	1,268	27%	18%
Profit Before Tax	1,378	25%	1,189	26%	16%
Net Profit	1,056	19%	920	20%	15%
<b>Total Comprehensive Income</b>	<b>1,085</b>	<b>20%</b>	<b>922</b>	<b>20%</b>	<b>18%</b>

\* Adjusted EBITDA is excluding the impact of mark-to-market hedge loss.

# MANAGEMENT DISCUSSION AND ANALYSIS

## Balance Sheet

### Non-current Assets

The non-current assets, mainly consisting of property plant & equipment, have gone up to ₹ 2,419 cr. in FY 2026 from ₹ 2,172 cr. in FY 2025. This was on the back of capex of ₹ 330 cr. for the year, including maintenance capex, oral solid block & liquid plant at Pithampur and a new office in Andheri.

### Current Assets

Current Assets stood at ₹ 3,735 cr. in FY 2026 against ₹ 2,843 cr. in FY 2025. Receivables days saw an increase to 125 days from 94 in FY 2025 due to a shift from factoring to working capital loans, enabling better interest efficiency. This remains neutral to the P&L, supported by corresponding investment income. The absolute

amount stood at ₹ 1,854 cr. against ₹ 1,183 cr. in FY 2025.

Inventory in terms of the number of days to sales has improved to 63 days in FY 2026 from 72 days in FY 2025 due to better monitoring of the supply chain. In absolute amounts, it has marginally increased to ₹ 939 cr. in FY 2026 from ₹ 904 cr. in FY 2025. Current ratio for FY 2026 stood at 2.64 against 2.85 in FY 2025.

### Shareholders' Funds

Shareholders' funds increased to ₹ 4,527 cr. in FY 2026 from ₹ 3,790 cr. in FY 2025. Earnings per share stood at ₹ 85 in FY 2026 against ₹ 74 in FY 2025. During the year, the Company paid ₹ 350 cr. through dividend against ₹ 701 cr. in FY 2025 through a combination

of dividend and share buyback (including tax).

### Non-current Liabilities

Non-current liabilities in FY 2026 stood at ₹ 212 cr. against ₹ 229 cr. in FY 2025, mainly consisting of deferred tax and lease liabilities. The decrease in FY 2026 was mainly for payment made against the provision of change in gratuity policy in FY 2025.

### Current Liabilities

Current liability stood at ₹ 1,416 cr. in FY 2026 against ₹ 996 cr. in FY 2025. Trade payable days increased from 75 in FY 2025 to 100 in FY 2026. Our strong balance sheet combined with a focus on cash conservation provides us the confidence that we will continue with our consistent performance.



Training Centre @ Ajanta Tower, Mumbai



## Consolidated Cash Flow

The Company had a healthy cash flow during FY 2026; the snapshot of this is in Exhibit 6.

### Exhibit 6

Particulars	₹ cr.	
	FY 2026	FY 2025
Opening Cash and Cash Equivalents	175	129
Cash Flows from:		
a) Operating Activities	525	1,157
b) Investing Activities	(429)	(377)
c) Financing Activities	(168)	(734)
Closing Cash and Cash Equivalents	103	175

## Empowered Team

At Ajanta, our people remain the driving force behind the Company's continued success. We are committed to building an inclusive and progressive workplace where employees are empowered to grow, contribute, and create meaningful impact. Guided by the core values of Excellence, Transparency, Integrity, and Discipline, over 13,000 Ajantaites work with a shared purpose of delivering quality medicines to patients across the world. A strong culture of ownership and accountability enables employees to align their individual contributions with the Company's broader business objectives.

Our people practices are centred on respect, fairness, inclusion, and employee well-being. These efforts were reaffirmed with Ajanta being certified as a Great Place to Work for the fourth consecutive year. The Company was also recognised as the 'Most Preferred Workplace for Women', reflecting the trust of employees and the strength of our inclusive workplace culture.

During the year, the Company accelerated its HR digital transformation journey through the implementation of SAP SuccessFactors, one of the

industry's leading HR platforms. Key processes including recruitment, onboarding, payroll, and performance management were integrated into a unified system, enhancing operational efficiency, speed, and accuracy.

Ajanta continues to invest in building a future-ready workforce through focused learning and development initiatives. The launch of Ajanta Academy, the Company's digital learning management system, strengthened capability development across functions, while year-round training on emerging AI tools enhanced productivity and readiness for evolving business needs.

The Company continued to nurture young talent through the 'Internship at Ajanta' programme, strengthening industry-academia engagement and providing students with practical industry exposure.

Ajanta's manufacturing facilities operate with a robust Occupational Health and Safety (OHS) framework that promotes a safe and healthy workplace environment. Across the organisation, employee goals are aligned with the Company's philosophy and strategic priorities, enabling teams to work with clarity, purpose, and direction.

The Company remains committed to fostering an equitable workplace and continues to support the capabilities and growth of 28 differently abled employees. Ajanta also maintains strict adherence to its internal codes of conduct, with a clear zero-tolerance approach towards discrimination in any form.

## Risk Management

The Company's approach to risk management is guided by a well-defined philosophy rooted in its core values and commitment to sustainable and responsible growth. This approach enables prudent capital allocation, careful selection of markets and products, and a conscious effort to minimise environmental and operational impact, while maintaining vigilance over evolving business risks.

In an increasingly dynamic and uncertain global environment, characterised by geopolitical developments, regulatory complexities and shifting economic conditions, the Company operates across multiple regulated geographies, each presenting distinct challenges. To effectively manage this complexity, the Company has established a

## MANAGEMENT DISCUSSION AND ANALYSIS

robust Enterprise Risk Management (ERM) framework that facilitates systematic identification, evaluation and mitigation of risks. This framework supports resilience, safeguards stakeholder interests and enables long-term value creation.

The ERM process involves close collaboration with functional leadership to identify both internal and external risk factors that may impact business objectives. It also includes continuous monitoring of the operating environment to identify emerging risks. Key risk areas covered under this framework include regulatory compliance, foreign exchange fluctuations, competitive intensity, supply chain dependencies, cybersecurity and data protection, macroeconomic and geopolitical developments, third-party exposures, and Environmental, Social and Governance (ESG) considerations. The Risk Management Committee periodically reviews the effectiveness of the risk management framework and policy.

During the year, the Company has also identified and incorporated risks associated with the increasing adoption of Artificial Intelligence (AI) across various functions

including R&D, manufacturing, QA/QC, supply chain, commercial operations, pharmacovigilance and support functions and appropriate mitigation measures have also been implemented for the same.

Further, pursuant to a comprehensive review of the Risk Management Policy and Plan, the Company has formulated a Risk Appetite Statement. This statement establishes an integrated approach for evaluating and monitoring critical risks in alignment with the Company's strategic objectives, while ensuring consistency with stakeholder expectations and acceptable risk thresholds.

The Company also maintains a Business Continuity Plan (BCP) to ensure preparedness against potential disruptions and unforeseen events that could impact operations. During the year, the existing BCP framework has been formally adopted and strengthened to include manufacturing units, in line with the Board's guidance. The Core Risk Management Team conducts periodic reviews and disaster recovery mock drills to enhance organisational readiness and ensure continuity of operations with minimal disruption.

### Internal Controls and Adequacy

The Company has established a comprehensive internal control system, which forms a cornerstone of its governance framework. These controls are designed to ensure operational efficiency, accuracy and completeness of financial and operational records, compliance with applicable laws and regulations, and safeguarding of assets. The internal control framework is commensurate with the size, scale and complexity of the Company's operations and is subject to continuous evaluation to assess its adequacy and effectiveness.

The Company's Internal Financial Controls (IFC) framework complies with the requirements of the Companies Act, 2013, and is aligned with globally recognised risk-based frameworks. The Internal Audit function operates with independence and objectivity, reporting functionally to the Audit Committee through the Chief Financial Officer. The internal audit team, supported by external experts adopts a risk-based approach to provide assurance, insights and recommendations aimed at strengthening governance and control processes.

An annual internal audit plan is developed based on a comprehensive audit universe covering all business processes, risk areas, compliance requirements and control maturity levels. This plan is reviewed and approved by the Audit Committee at the beginning of the financial year.

The Committee is regularly apprised of key audit observations, status of corrective actions and overall control environment. It also engages with management as well as internal and statutory auditors to obtain a holistic view of the effectiveness of controls.

Recognising that internal control systems have inherent limitations, the Company undertakes periodic reviews and continuous improvements to ensure that the control environment remains robust, responsive and aligned with evolving business needs.

### Cautionary Statement

Statements in the Management Discussion and Analysis describing the Company's objectives, projections, estimates, and expectations may be forward-looking statements. Actual results may differ materially from those expressed or implied due to various risks and uncertainties. Important factors that could make a difference to the Company's operations include global and Indian demand-supply conditions, finished goods' prices, changes in government regulations and policies, tax regimes, economic conditions within India and the countries within which the Company conducts business and other such factors. The Company does not undertake to update these statements.



# Directors' Report

Dear Shareholders,

Your directors present the Forty-Seventh Annual Report and Company's Audited Financial Statements for the Year ended 31 March 2026 (FY 2026).

## Summarised Financial Highlights:

(₹ in Crore)

Particulars	Consolidated		Standalone	
	2026	2025	2026	2025
<b>Year ended 31 March</b>				
Revenue from operations	5,453	4,648	4,846	4,322
Other Income	172	95	204	120
Profit before Depreciation, Finance Costs and Tax expense	1,567	1,354	1,402	1,325
Profit after Tax	1,056	920	947	917
Earnings Per Share (EPS) (₹) (Basic)	84.53	73.56	75.79	73.28

Limited review financial results on quarterly basis, and audited financial results annually, both consolidated and standalone are published by the company on regular basis.

### Performance Review



FY 2026 reflects another year of consistent and quality growth for the Company. Consolidated revenue from operations increased by 17% year-on-year to ₹ 5,453 crore, while Profit After Tax grew by 15% to ₹ 1,056 crore. This performance was driven by sustained demand across key markets, continued traction in Branded Generics, and disciplined cost management. Export markets remained a key growth engine, contributing 69% of total revenue. For further details, please see Management Discussion & Analysis section forming part of this report.

**₹ 350 Crore**

**Distributed as Dividend to Shareholders; strong value creation**

The distribution was made in accordance with the Company's Dividend Distribution Policy.



Scan the QR code to view the Dividend Distribution policy of the Company

### Material developments



There have been no material changes and commitments affecting the Company's financial position between the end of the financial year and the date of this report other than those which have already been disclosed to the Stock Exchanges.

### Dividend



The Board had declared an interim dividend of ₹ 28 per equity share. The Company continues to follow a balanced capital allocation framework that supports shareholder returns while retaining sufficient capital to fund future growth opportunities, product development, and market expansion.

### Global Presence



The Company operates through five wholly owned overseas subsidiaries. The incorporation of Ajanta Pharma Ireland Ltd. during the year further strengthens the Company's international presence. Ajanta Pharma USA Inc. continues to be a material subsidiary and plays a critical role in driving growth in regulated markets. The consolidated financial statements of the Company and all its subsidiaries, prepared in accordance with Indian Accounting Standards (Ind AS), form part of this Annual Report.

The Policy on Material Subsidiaries, outlines the governance framework and oversight mechanisms applicable to such entities.



Scan the QR code to view the Policy on Material Subsidiaries

Statement containing the salient features of the Financial Statements of the subsidiaries in the prescribed Form AOC-1 is attached as "Annexure - A" to this Report. This statement also provides details of the performance and financial position of each subsidiary.

In accordance with Section 136 of the Companies Act, 2013 ("the Act"), the audited financial statements and other related information of the subsidiaries are available on the Company's website at [www.ajantapharma.com](http://www.ajantapharma.com) and are open for inspection at the Registered Office of the Company during business hours.

### Share Capital



The Authorised share capital of the Company remained the same during the year. The paid-up equity share capital of the Company marginally increased pursuant to the exercise of stock options granted under the Company's Share-Based Incentive Plan, 2019 ("SBIP 2019"). The Paid-up Share capital at the end of FY 2026 stands at ₹ 24,98,71,248/-, comprising 12,49,35,624 equity shares of ₹ 2/- each.

The Nomination and Remuneration Committee ("the NRC") allotted 23,525 fully paid-up equity shares of ₹ 2/- each to eligible employees upon exercise of vested stock options and cancelled 1,800 stock options granted earlier, due to varied reasons. The NRC also approved vesting and settlement of 4,300 cash-settled Stock Appreciation Rights (SARs), which were granted on 30 January 2025 to the employees of US Subsidiary. Certificate from Secretarial Auditors M/s. D.G. Prajapati & Associates, Practicing Company Secretaries, about the Scheme implementation in accordance with the SBIP Regulations and the shareholders' resolution will be available for inspection by members at the Registered Office of the Company during business hours.

Disclosures pertaining to the Employees' Stock Options Scheme, as required under the SBIP Regulations, are available on the Company's website at [https://ajantapharma.com/ajanta/Investors/annual\\_results/?year=2024-25](https://ajantapharma.com/ajanta/Investors/annual_results/?year=2024-25).

### Change in Registered Office



The Registered Office of the Company has been shifted to Ajanta Tower, 54-A, M. Vasanji Road, Chakala, Andheri (East), Mumbai - 400 093, to facilitate improved operational efficiency.

**Registered Office Relocated to Ajanta Tower at Andheri for Enhanced Operational Efficiency**



### Credit Rating



Credit Analysis and Research Limited ("CARE") reaffirmed Company's rating for FY 2026 for long-term/short-term bank facilities to CARE AA+ and CARE A1+ indicating a stable outlook.

### Listing at Stock Exchanges



The Equity shares of the Company continue to be listed on the BSE Limited and the NSE Limited.

### Board of Directors



The Company continues to uphold high standards of corporate governance, supported by an experienced and diverse Board. Details of the Board composition are given in the Corporate Governance report. The Board provides strategic direction, ensures effective oversight, and remains focused on long-term value creation. Governance practices are aligned with regulatory requirements and global benchmarks.

**Strong Governance Framework Backed by Board's Effective Oversight**

The non-executive non promoter Directors remained independent, having no pecuniary transactions with the Company other than sitting fees and commission permitted under applicable regulations.

## Directors' Report

At the meeting held on 30 April 2025, the Board had approved re-appointment of Mr. Madhusudan B. Agrawal (DIN: 00073872) as the Executive Director & Vice-Chairman of the Company for a further term of five years, effective from 1 April 2025. This re-appointment was subsequently approved by the shareholders at the Annual General Meeting held on 17 July 2025.

Mr. Mannalal B. Agrawal (DIN: 00073828) is retiring by rotation at the ensuing AGM and being eligible, has offered himself for re-appointment. As he has attained the age of 79 years, approval of the Members by way of Special Resolution is being sought in terms of Regulation 17(1A) of the Listing Regulations. The Board recommends his re-appointment. The relevant resolution seeking shareholders' approval, along with the required disclosures, forms part of the Notice convening the AGM.

### Independent Directors (IDs)

Mr. David Rasquinha (DIN: 01172654), Ms. Medha Joshi (DIN: 00328174), Mr. Rajesh Dalal (DIN: 03504969) and Ms. Simi Thapar (DIN: 10470498), the Independent Directors appointed at the Annual General Meeting held in 2024, continued to serve on the Board during the year. All the Independent Directors have confirmed that they continue to meet the criteria of independence as laid down under Section 149(6) of the Act and under the Listing Regulations. Based on disclosures provided by them, none of them are disqualified/debarred from being appointed as Director.

The Board is of the view that the Independent Directors collectively bring a well-rounded blend of qualifications, skills and experience across diverse fields and functions, enabling them to provide valuable oversight and strategic guidance. Their expertise and independent perspective have enriched Board deliberations and supported strong governance practices. They continue to demonstrate the highest standards of integrity, objectivity and governance. A detailed matrix of the skills, expertise and competencies of all Directors forms part of the Corporate Governance Report.

Mr. David Rasquinha continues to serve as the Lead Independent Director, guiding the collective functioning of the Independent Directors and ensuring that their views are effectively articulated in Board discussions.

### Policies on Appointment and Remuneration of Directors



The Company has in place "Policy for Determining Qualifications of Directors" and "Policy for Remuneration of Directors and Employees" which inter-alia provides for process w.r.t. selection, appointment and remuneration

of directors, key managerial personnel and senior management employees including other matters as provided under Section 178(3) of the Act.

Following are the salient features of the Policies:

- Ensure remuneration is reasonable and sufficient to attract, retain and motivate talent.
- Periodic evaluation of Board performance, individual Directors and Committees.
- Maintain independence of Independent Directors in line with regulatory requirements.
- Establish remuneration framework aligned with business strategy, values and organizational goals.
- Ensure merit-based selection with emphasis on qualifications, expertise, experience and integrity.



Scan the QR code to view Policy for Determining Qualification of Directors



Scan the QR code to view Policy for Remuneration of Directors and Employees

A summary of these policies is included in the Report on Corporate Governance.

### Key Managerial Personnel



As on the date of this report, the Company has the following Key Managerial Persons as per Section 2(51) and 203 of the Act:

Name of the KMP	Designation
Mr. Yogesh M. Agrawal	Managing Director
Mr. Rajesh M. Agrawal	Joint Managing Director
Mr. Arvind K. Agrawal	Chief Financial Officer
Mr. Gaurang C. Shah	Company Secretary

### Succession Plan



Your company has an effective succession planning mechanism focusing on the orderly succession of Directors, Key Management and Senior Management Personnel. The NRC implements this mechanism in conjunction with the Board.

### Board and Directors' Evaluation



The Board has conducted annual performance evaluation, encompassing the Board itself, its committees and individual Directors including the Chairman of the Board. This exercise was carried out through a structured questionnaire prepared separately for the Board, Committees, Chairman and individual Directors. Further details are provided in the Corporate Governance Report, which forms an integral part of this Annual Report.

### Board Meetings



The Board met four times during the year, and a separate meeting of the Independent Directors was held. Additionally, two matters were approved through Circular Resolution, passed on 26 August 2025 and 12 March 2026. Further details on these meetings are provided in the Corporate Governance Report.

### Board Committees



The Board has constituted Audit Committee, Nomination and Remuneration Committee, CSR & Sustainability Committee, Stakeholders' Relationship Committee, Risk Management Committee and Executive Committee, to ensure focused governance and effective oversight.

Detailed disclosures on the composition, meeting frequency, terms of reference and key activities of these Committees are provided in the Corporate Governance Report. The Board has considered and approved all recommendations made by the Committees during the year without any deviation.

### Related Party Transactions ("RPTs") and Policy



The Company has ensured compliance with the applicable regulatory requirements pertaining to RPTs. Omnibus approval of the Audit Committee is obtained for the related party transactions which are repetitive in nature and specific approvals of Audit Committee/Board are taken where required.

All the RPTs were at arm's length and in the ordinary course of business. Details of RPTs undertaken during each quarter were placed before the Audit Committee in the subsequent quarter for its review. There were no contracts or arrangements necessitating reporting in Form AOC-2 as

per Section 134(3)(h) read with Section 188 of the Act and Rule 8(2) of the Companies (Accounts) Rules, 2014.



Scan the QR Code to view the Policy on Related Party Transactions

Further, except for receipt of remuneration, and sitting fees, there were no pecuniary transactions between any Director or KMP and the Company that could potentially result in a conflict of interest.

Details of RPTs are provided in Note 53 of the financial statements, as per IND AS-24.

### Corporate Social Responsibility ("CSR")



The Company continued to advance its Corporate Social Responsibility ("CSR") initiatives with a focus on delivering sustainable, long-term and measurable impact. During the year, CSR efforts were continued towards improving access to quality healthcare, enhancing educational and vocational opportunities, supporting rural and community development, supporting sports persons having potential to win medals and promoting environmental sustainability. Several key initiatives were further scaled to deepen outreach and enhance outcomes across underserved communities.

The CSR & Sustainability Committee provided strategic oversight in the identification, implementation, monitoring and evaluation of projects, ensuring alignment with the Company's CSR Policy, statutory requirements and broader sustainability objectives. In accordance with the applicable provisions of the Companies Act, 2013 and the CSR Rules, impact assessment for eligible projects was received from the implementing agencies. The assessment findings reaffirmed the effectiveness, relevance and positive community impact of the initiatives undertaken.

### Strengthening communities through targeted and impactful CSR initiatives

The Annual Report on CSR activities, including a summary of the Impact Assessment Report, and other disclosures mandated under Section 135 of the Act, forms part of "Annexure B" to this Report. Details of the Committee's terms of reference and the meetings held during the year are provided in the Report on Corporate Governance.

## Directors' Report

### Management Discussion and Analysis



In accordance with Regulation 34 of the Listing Regulations, MD&A report covering operational performance, industry trends, strategic initiatives, risks and the Company's outlook forms part of this Annual Report.

### Report on Corporate Governance



The Board of Directors reaffirms its commitment to upholding corporate governance and ethical standards. Corporate Governance Report, along with a certificate from M/s. D.G. Prajapati & Associates, Practising Company Secretaries, confirming compliance with the Listing Regulations, forms part of this Annual Report.

### Business Responsibility and Sustainability Report ("BRSR")



Business Responsibility and Sustainability Report ("BRSR"), highlighting environmental, social, and governance (ESG) initiatives undertaken by the Company during FY 2026 forms part of this report along with Reasonable Assurance report from TUV India Private Limited.

### Sustainability Initiatives



The Company continues to advance its sustainability agenda with a focus on responsible growth. ESG initiatives are integrated into business operations, with emphasis on healthcare access, community development, environmental stewardship, and ethical business practices. Disclosures are aligned with global reporting frameworks, enhancing transparency for stakeholders.

Driving Sustainability Through ESG Excellence



### Annual Return



Pursuant to Section 92(3) read with Section 134(3) (a) of the Act, the Annual Return as on 31 March 2026 in Form MGT-7 is placed on the Company's website at [https://www.ajantapharma.com/assets/frontend/images/investors/files/annual\\_results/1778645116\\_MGT-7%202026.pdf](https://www.ajantapharma.com/assets/frontend/images/investors/files/annual_results/1778645116_MGT-7%202026.pdf).

### Unclaimed Dividend/Shares



In pursuance of Regulation 39 read with Schedule VI of the Listing Regulations, the details of shares lying in unclaimed suspense account and unclaimed shares/dividend transferred to Investor Education and Protection Fund, are provided in the Report on Corporate Governance.

### Auditors and Audit Reports



#### Statutory Auditors

At the 43<sup>rd</sup> AGM held on 4 August 2022, members had re-appointed M/s. B S R and Co. LLP, Chartered Accountants (ICAI Registration No. 101248W/W-100022), as the Statutory Auditors for a second term of five years until the conclusion of the 48<sup>th</sup> AGM in 2027.

Their Audit Report for FY 2026 is unmodified and does not contain any qualifications, reservations, or adverse remarks. BSR has confirmed their eligibility and peer review status under ICAI norms. During the year under review, the Auditors have not reported any fraud or such matters as provided under Section 143(12) of the Act.

#### Internal Auditors

The Board, on the recommendation of the Audit Committee re-appointed M/s. Aneja Assurance Pvt. Ltd., Chartered Accountant as the Internal Auditors of the Company for FY 2026. They carried out internal audit for centralized functions while for other business locations such as factories and warehouses, other qualified Chartered Accountant firms were engaged. Key audit findings and corrective actions were reviewed by the Audit Committee. The Committee confirmed that no material lapses or instances of fraud were identified during the year.

#### Secretarial Auditors

Secretarial Audit was conducted by M/s. D.G. Prajapati & Associates, Practising Company Secretaries and their Audit Report for FY 2026 forms part of this Annual Report as "Annexure C" and does not contain any qualifications, reservations or adverse remarks and is self-explanatory.

In addition, the firm has also issued the Secretarial Compliance Report confirming compliance with applicable laws, rules and regulations and the same is uploaded on BSE and NSE websites. It affirms that no enforcement actions were initiated by SEBI or the Stock Exchanges against the Company, its promoters, directors or its material subsidiaries during the year.

### Cost Auditors

Company's cost records were audited by M/s. RA & Co., Practising Cost Accountants and they did not report any fraud, discrepancies or irregularities. Their appointment for FY 2027, based on the Audit Committee's recommendation, was approved by the Board, and the resolution for ratification of their remuneration has been placed before the shareholders.

### Secretarial Standards



During FY 2026, the Company has complied with all the applicable Secretarial Standards issued by the Institute of Company Secretaries of India as amended.

### Internal Control System, Risk Management and Compliance Framework



The Company has in place a robust and integrated Internal Control System, a comprehensive Risk Management framework and robust Compliance protocols.

#### Internal control and its adequacy

The Company has a comprehensive internal control framework designed to ensure accuracy in financial reporting, operational efficiency, safeguarding of assets, and compliance with applicable regulations. The effectiveness of controls is regularly reviewed through internal audits and oversight by the Audit Committee. Key elements of the internal control framework include:

- **Risk-based control architecture** built around critical operational, financial and compliance areas.
- **Automated and manual checks** integrated into day-to-day processes to minimise errors and strengthen process reliability.
- **Documented policies and SOPs** that guide consistent decision-making and accountability.
- **Mechanisms to safeguard physical and digital assets**, including access controls and periodic verifications.
- **Monitoring tools** that support accurate and timely financial reporting.

The internal audit function provides independent and objective assurance on the adequacy and effectiveness of these controls.

- A **risk-based internal audit plan** is formulated annually, covering strategic, operational, financial and regulatory risks.

- **Internal audits** are carried out through a combination of the Company's internal audit team and independent external audit firms.
- Significant observations, thematic findings and action plans are presented to the **Audit Committee**, which reviews the implementation status on a periodic basis.
- Continuous engagement between the Audit Committee, management and internal and statutory auditors ensures ongoing enhancement of the control environment.

The Company remains committed to strengthening its internal control systems through process optimisation and greater digitalisation.

#### Threats, risks and concerns

The operating environment remains dynamic, shaped by regulatory changes, supply chain disruptions, and macroeconomic factors. The Company's risk management framework enables proactive identification and mitigation of key risks. Strengthened supply chain, robust compliance monitoring systems, and disciplined financial risk management continue to support business stability and continuity.

During the year, Company continued to navigate a dynamic operating environment characterised by:

- **Supply chain vulnerabilities**, including logistics disruptions, and price volatility.
- **Heightened regulatory oversight** across manufacturing locations, quality and marketing practices.
- **Increased cybersecurity risks**, driven by digital expansion and evolving threat landscapes.
- **Foreign exchange volatility** affecting export realisations and input costs.

The Company has strengthened its mitigation strategies by:

- **Enhancing supply chain resilience** through multi-sourcing, inventory planning and closer vendor collaboration.
- **Strengthening regulatory compliance systems** across manufacturing and quality functions.
- **Scaling cybersecurity capabilities** with upgraded IT security controls, training and periodic assessments.
- **Monitoring financial risks** through proactive hedging and treasury management.
- **Aligning business decisions with ESG commitments**, including responsible operations, ethical business conduct and stakeholder well-being.

A detailed overview of the risk management framework, key risks and mitigation measures can be found in the corporate governance report.

## Directors' Report

### Statutory Compliances

Ajanta has established a structured compliance management framework to ensure adherence to all applicable statutory requirements, sector-specific regulations and internal governance policies. Compliance responsibilities are embedded within each functional unit, supported by documented processes and digital compliance tools.

#### Robust Statutory Compliance Monitoring and adherence Framework

Key features of the compliance framework include:

- Mapping of applicable laws and regulatory obligations across business operations.
- Digital compliance monitoring, enabling timely tracking, escalation and closure of compliance tasks.
- Periodic audit and certification by compliance owners, affirming adherence to regulatory requirements.
- Regular reporting to the Board and Audit Committee, including updates on compliance status, regulatory developments and mapping of new compliances.
- Training and awareness programs to strengthen the compliance culture across the organisation.

The Company remains committed to maintaining the highest standards of regulatory compliance and ethical business conduct.

#### Supply Chain



The Company's supply chain continues to serve as a strategic enabler, supporting uninterrupted operations and ensuring the consistent availability of high-quality products across domestic and international markets. The Company strengthened its supply chain capabilities through enhanced planning, improved vendor integration and the adoption of digital tools that support real-time visibility and forecasting accuracy. Focused initiatives were undertaken to diversify sourcing channels, optimise inventory management and reinforce business continuity measures amid evolving global uncertainties.

#### Sustainable Supply Chain for Long-Term Value Creation

The Company also continued to embed sustainability considerations into procurement and logistics, promoting

responsible sourcing and efficient resource utilisation. These efforts enabled Company to maintain reliable manufacturing schedules, respond swiftly to market needs and uphold its commitment to timely delivering trusted healthcare solutions worldwide.

#### Vigil Mechanism/Whistle-Blower Policy



The Company maintains a zero-tolerance stance towards any form of unethical conduct, reflecting its steadfast commitment to integrity and ethical business practices. To reinforce this commitment, the Company has established a Whistle Blower Policy/Vigil Mechanism, which is periodically reviewed by the Audit Committee, enabling employees, directors, and stakeholders to report genuine concerns relating to unethical behaviour, fraud, or violations of the Company's Code of Business Conduct and Ethics.

This mechanism provides adequate safeguards to protect whistleblowers from any form of retaliation or victimization. No individual was denied access to the Audit Committee during the year under review. The Whistle Blower Policy is accessible on the Company's intranet and website at <https://ajantapharma.com/images/Whistle-Blower-Policy-Feb-2023.pdf>, and concerns can be reported via the designated email address: [whistleblowerapl2026@gmail.com](mailto:whistleblowerapl2026@gmail.com).

#### Prevention of Sexual Harassment of Women at Workplace



The Company is committed to providing a safe, inclusive, and respectful workplace where employees can perform their duties free from prejudice, gender bias, and any form of harassment. Management consistently strives to maintain a work environment that upholds dignity and equality, free from discrimination and sexual harassment.

As per the provisions of The Sexual Harassment of Women at the Workplace (Prevention, Prohibition and Redressal) Act, 2013, the Company has implemented a comprehensive Policy on Prevention of Sexual Harassment at the Workplace. Internal Complaints Committee (ICC) have been duly constituted, wherever required, to address the complaints related to sexual harassment.

The Company has undertaken organisation-wide sensitisation initiatives, ensuring that employees are well-informed about their rights, the redressal mechanisms available, and the Company's zero-tolerance approach to harassment.

During the year under review, 1 complaint was received and the same was disposed of within the prescribed time frame.

#### Safe, Inclusive and Respectful Work Place

#### Maternity Benefit



The Company extends all the statutory benefits under the Maternity Benefit Act, 1961, to eligible women employees, including maternity leave, nursing breaks and return-to-work support. The Company remains committed to fostering a supportive work environment that promotes the well-being, dignity and work-life balance of women employees.

#### Code of Conduct



The Company has laid down Code of Conduct that sets out the ethical standards and principles expected from Directors and senior management, reinforcing integrity, accountability and transparency in all business dealings. The Code emphasises responsible decision-making, avoidance of conflicts of interest and adherence to the highest standards of corporate behaviour. All Directors and senior management personnel confirm compliance with the Code on an annual basis.

The Company has also laid down a robust Insider Trading prevention framework in accordance with the SEBI (Prohibition of Insider Trading) Regulations, 2015, which includes a comprehensive Code for Prevention of Insider Trading and a Policy for Fair Disclosure of Unpublished Price-Sensitive Information. The Company maintains a Structured Digital Database, supported by digital tool, to ensure secure handling and tracking of sensitive information.

Regular communication, training sessions and internal advisories are issued to reinforce awareness of the Code and the Policy. Additional information on the governance mechanisms relating to ethical conduct and insider trading compliance is provided in the Corporate Governance Report.

#### Human Resource, Health & Safety



The Company's people remain central to its success. As of 31 March 2026, the Company had more than 11,000 employees. Continued investment in capability building, leadership development, and employee engagement supports a high-performance culture and strengthens organisational resilience.

#### People-Centric Culture Focused on Learning, Growth & Well-Being

The Company continues to uphold the highest standards of health and safety across all its plants and facilities through well-defined Environmental, Health and Safety (EHS) systems backed by strong governance and regular monitoring.

#### Managerial Remuneration and Particulars of Employees



Disclosures required under Rule 5(1) of the Companies (Appointment and Remuneration of Managerial Personnel) Rules, 2014 are annexed to this Report as "Annexure D". Information under Rule 5(2) and 5(3) of the said Rules forms part of this Report but is not being sent to members due to its confidential nature. Any shareholder interested in obtaining this information may request a copy by writing to the Company Secretary at the registered office.

#### Conservation of Energy, Technology Absorption, Foreign Exchange Earnings & Outgo



Pursuant to Section 134 of the Act read with Companies (Accounts) Rules, 2014, particulars relating to conservation of energy, technology absorption, foreign exchange earnings and outgo, are disclosed in "Annexure E".

#### Loans, Guarantees & Investments



Pursuant to Section 134(3)(g) of the Act, details of loans, guarantees and investments are disclosed in Notes to Financial Statements.

#### Other Disclosures



During the year under review:

1. No amount was proposed to be transferred to reserves.
2. There was no change in the nature of the business of the Company.
3. No agreement was entered into requiring disclosure under Regulation 30A of Listing Regulations.
4. Equity shares were issued pursuant to the Stock Option Scheme and no default occurred in implementing corporate actions.
5. Company has not accepted any deposits under Sections 73 and 74 of the Act.

## Directors' Report

- 6. There was no provision made for purchase of its own shares by employees.
  - 7. Company's securities were not suspended at any time.
  - 8. No remuneration/commission was received by MD/ WTD from subsidiaries.
  - 9. Company has not issued shares with differential voting rights or sweat equity shares.
  - 10. There are no defaults in loan payments or any instance of one-time settlement.
  - 11. No significant or material orders were passed by regulators or courts affecting the Company's going concern status.
  - 12. No material changes or commitments occurred after the balance sheet date that affect the Company's financial position.
  - 13. There were no proceedings under the Insolvency and Bankruptcy Code, 2016.
- c) that proper and sufficient care has been taken for the maintenance of adequate accounting records in accordance with the provisions of the Act for safeguarding the assets of the Company and for preventing and detecting fraud and other irregularities;
  - d) that the annual accounts/financial statements have been prepared on a going concern basis;
  - e) that proper internal financial controls were in place and that the financial controls were adequate and were operating effectively;
  - f) that they had devised proper systems to ensure compliance with the provisions of all applicable laws and that such systems were adequate and operating effectively.

### Green Initiative



In support of the Green Initiative of the Ministry of Corporate Affairs and the Company's commitment towards environmental sustainability, our Company encourages shareholders to receive communications such as the Annual Report, AGM Notice and other documents in electronic form. We urge all shareholders to register their e-mail addresses with their Depository Participants or Registrar and Share Transfer Agent to enable the Company to serve documents electronically. This not only promotes paperless communication but also contributes significantly to environmental conservation. Let us collectively contribute to a greener planet by opting for digital communications.

### Business Continuity and Going Concern



The Company continues to maintain strong financial fundamentals and a resilient business model, supported by robust systems and contingency measures to ensure uninterrupted operations. The Board confirms that there are no events or circumstances that may affect the Company's ability to operate as a going concern.

### Directors' Responsibility Statement



The financial statements are prepared in accordance with the Indian Accounting Standards (Ind AS) under the historical cost convention on accrual basis except for certain financial instruments, which are measured at fair values, the provisions of the Companies Act, 2013 (to the extent notified) and guidelines issued by the SEBI.

To the best of their knowledge and belief and according to the information and explanations obtained by them and pursuant to Section 134 of the Act (including any statutory modification(s) and/or re-enactment(s) thereof for the time being in force), your Directors confirm:

- a) that in the preparation of the annual accounts for the year ended 31 March 2026, the applicable Accounting Standards have been followed along with proper explanation relating to material departures, if any;
- b) that they had selected accounting policies and applied them consistently and made judgements and estimates that were reasonable and prudent so as to give a true and fair view of the state of affairs of the Company at the end of the financial year ended 31 March 2026 and of the profit of the Company for the period;

### Outlook

The Company remains well-positioned to deliver sustainable growth. A strong balance sheet, diversified product portfolio, and continued focus on innovation, operational excellence, and market expansion are expected to drive long-term value creation.

### Gratitude and Acknowledgements



The Board places on record its appreciation for the dedication and contribution of Ajantaites across the organisation. The Directors also acknowledge the continued trust and support of shareholders, analysts, partners, and all stakeholders.

For and on Behalf of the Board of Directors

**Mannalal B. Agrawal**  
Chairman  
DIN: 00073828

Mumbai, 5 May 2026

## Annexure "A" - AOC - 1

Statement containing salient features of the financial statement of subsidiaries/associate companies/joint ventures (Pursuant to first proviso to sub-section (3) of section 129 read with rule 5 of Companies (Accounts) Rules, 2014)

### Part "A": Subsidiaries

₹ in Crore				
1. Sr. No.	1	2	3	4
2. Name of the Subsidiary	Ajanta Pharma (Mauritius) Limited	Ajanta Pharma Philippines Inc.	Ajanta Pharma USA Inc.	Ajanta Pharma Nigeria Ltd.
3. Reporting period for the subsidiary concerned, if different from the holding company's reporting period	31 March 2026	31 March 2026	31 March 2026	31 March 2026
4. Reporting currency for the subsidiary	MUR	PHP	USD	NN
5. Reporting exchange rate as on the last date of the relevant financial year in the case of foreign subsidiaries Rupee equivalent of 1 unit of foreign currency as at 31 March 2026 (₹)	2.01	1.55	94.79	0.07
6. Share Capital	9.44	1.38	6.07	1.37
7. Reserves & Surplus	83.92	75.14	241.18	(1.51)
8. Total Assets	100.87	186.81	1,487.45	0.02
9. Total Liabilities (excluding Share Capital and Reserves & Surplus)	7.51	110.29	1,240.20	0.16
10. Investments	-	-	-	-
11. Turnover	150.89	292.72	1,505.74	-
12. Profit before taxation	8.22	12.75	96.50	(0.00)
13. Provision for taxation	0.63	3.24	19.97	-
14. Profit after taxation	7.59	9.50	76.53	(0.00)
15. Proposed Dividend	-	-	-	-
16. % of shareholding	100%	100%	100%	100%

For and on behalf of Board of Directors of Ajanta Pharma Limited

**Yogesh M. Agrawal**  
Managing Director  
DIN: 00073673

**Rajesh M. Agrawal**  
Joint Managing Director  
DIN: 00302467

**Arvind K. Agrawal**  
Chief Financial Officer

**Gaurang Shah**  
Company Secretary  
FCS No. 6696

Date : 05 May 2026

## Annexure "B" – Report on CSR

[Pursuant to Section 134(3)(o) of the Companies Act, 2013 and Rule 9 of the Companies (Corporate Social Responsibility) Rules, 2014]

### 1. Brief Outline on CSR Policy of the Company:

The Corporate Social Responsibility (CSR) policy of Ajanta aligns with the provisions of Section 135 and Schedule VII of the Companies Act, 2013. The policy emphasises on contributing to the well-being of weaker and marginalised section of the society through various impactful initiatives in the areas of healthcare, education, environmental sustainability and community development.

### 2. Composition of the CSR & Sustainability Committee:

Sr. No.	Name of Director	Designation/ Nature of Directorship	Number of meetings of CSR Committee held during the year	Number of meetings of CSR Committee attended during the year
1.	Mr. Mannalal B. Agrawal	Chairman	4	4
2.	Mr. Madhusudan B. Agrawal	Member	4	4
3.	Mr. Yogesh M. Agrawal	Member	4	4
4.	Ms. Medha Joshi	Member	4	4

### 3. Web-link where composition of CSR Committee, CSR policy and CSR projects approved by the Board are disclosed on the website of the Company

Sr. No.	Particulars	Weblink
1.	CSR & Sustainability Committee	<a href="https://ajantapharma.com/ajanta/investors/board_committees">https://ajantapharma.com/ajanta/investors/board_committees</a>
2.	CSR Policy	<a href="https://www.ajantapharma.com/assets/frontend/images/investors/files/policies_and_codes/CSRPolicy2021.pdf">https://www.ajantapharma.com/assets/frontend/images/investors/files/policies_and_codes/CSRPolicy2021.pdf</a>
3.	CSR Projects	<a href="https://www.ajantapharma.com/assets/frontend/images/investors/files/investor_information_miscellaneous/1778132984_Annual%20action%20plan%202027-%20CFO.pdf">https://www.ajantapharma.com/assets/frontend/images/investors/files/investor_information_miscellaneous/1778132984_Annual%20action%20plan%202027-%20CFO.pdf</a>

### 4. Details of Impact Assessment of CSR Projects carried out in pursuance of Rule 8 of the Companies (Corporate Social Responsibility Policy) Rules, 2014, if applicable:

Executive summary of impact assessment report submitted by Mamta Foundation is annexed herewith.

### 5. Details of the amount available for set off in pursuance of Rule 7 of the Companies (Corporate Social Responsibility Policy) Rules, 2014 and amount required for set off for the Financial Year, if any:

The Company has been consistently spending more than the CSR budget. However, it is not claiming any set off of excess amount spent.

### 6. Average Net Profit of the Company as per Section 135(5): ₹ 1,004.73 Crore

#### 7. (a) Two percent of average net profit of the Company as per Section 135(5): ₹ 20.01 Crore

(b) Surplus arising out of the CSR projects or programmes or activities of the previous financial years: Nil

(c) Amount required to be set off for the financial year, if any: None

(d) Total CSR obligation for the financial year (7a+7b-7c): ₹ 20.01 Crore

#### 8. (a) CSR amount spent or unspent for the financial year:

Total amount spent on CSR during the year was ₹ 23.73 Crore and was more than CSR obligation of the Company. Hence there was no unspent amount for the year.

(b) Details of CSR amount spent against ongoing projects for the financial year: N.A.

(c) Details of CSR amount spent against other than ongoing projects for the financial year:

1	2	3	4	5	6	7
Sr. No.	Name of the Project/Activity	Activity Serial number from Schedule VII to the Act	Local Area (Yes/No) State/District	Amount spent for the project (₹ in Crore)	Mode of Implementation - Through Implementing Agency name	CSR Registration No.
1.	Eradicating hunger, poverty, malnutrition, promoting health care	(i)		9.80	Samta Foundation Mamta Foundation Ajanta Foundation Nimisha Prakash Mhatre Foundation Eye Research Centre Foundation Ragininiben Bipinchandra Seva Karya Trust B J Charitable Trust Urja (Uniform Rights & Justice Assured)	CSR00002029 CSR00002657 CSR00002155 CSR00004255 CSR00096901 CSR00012645 CSR00002156 CSR00049567
2.	Promoting education, including special education & employment enhancing vocation skills especially among children, women, elderly & the differently abled and livelihood Enhancement projects	(ii)	Maharashtra (Mumbai, Aurangabad, Beed, Satara, Nagpur, Kolhapur)  Tamil Nadu (Chennai)  Gujarat (Ahmedabad)  New Delhi (Gurgaon)  Uttar Pradesh (Noida)  Punjab (Rupnagar)	11.27	Samta Foundation Mamta Foundation Reimagining Higher Education Foundation Shiva Trust Vaidyanath Sarwangan Vikas Pratisthan Shree Goraksh Shaikshani Bahuuddeshiya Sanstha Maatr Care Foundation Ajanta Foundation Ragininiben Bipinchandra Seva Karya Trust Sayali Charitable Trust Ekta Seva Sangh Shree Jafarabad Kelavani Uttejak Raj Charitable Trust Vidhnyan Bharati Vidharbha Pradesh Mandal B J Charitable Trust We The People Abhiyan Central Chinmaya Mission Trust Kai Vaidya Vyankatrao Yadav Charitable Institute Lets Make A Difference Foundation For Pharmaceutical Academy For Global Excellence	CSR00002029 CSR00002657 CSR00002211 CSR00012532 CSR00041144 CSR00007460 CSR00078905 CSR00002155 CSR00012645 CSR00041183 CSR00052235 CSR00027886 CSR00101286 CSR00087458 CSR00002156 CSR00044524 CSR00008084 CSR00055337 CSR00072095 CSR00076748
3.	Promoting gender equality, empowering women, setting up homes & hostels for women and orphans; setting up old age homes; reducing inequalities faced by backward groups	(iii)		0.38	Mamta Foundation	CSR00002657
4.	Protection and promotion of cultural heritage, including preservation of historic sites, traditional arts, and handicrafts	(v)		1.50	Agarwal Global Foundation	CSR00001190
5.	Training to promote sports & Olympic sports	(vii)		0.25	Foundation for Promotion of Sports & Games	CSR00001100
6.	Rural development projects	(x)		0.53	Ajanta Foundation Ekal Gramothan Foundation Queen Mary's Technical Institute	CSR00002155 CSR00000757 CSR00004200

## Directors' Report

- (d) Amount spent in Administrative Overheads: Nil
- (e) Amount spent on Impact Assessment, if applicable: Nil
- (f) Total amount spent for the Financial Year (8b+8c+8d+8e): ₹ 23.73 Crore
- (g) Excess amount for set off, if any: Nil

Sr. No.	Particular	Amount (₹ in Crore)
1.	2% of average net profit of the Company as per Section 135(5)	20.09
2.	Total amount spent for the Financial Year	23.73
3.	Excess amount spent for the financial year [(ii)-(i)]	3.64
4.	Surplus arising out of the CSR projects or programmes or activities of the previous financial years, if any	0.00
5.	Amount available for set off in succeeding financial years [(iii)-(iv)]	3.64

- 9. (a) Details of Unspent CSR amount for the preceding three financial years: None
- (b) Details of CSR amount spent in the financial year for ongoing projects of the preceding financial Year (s): No project qualifies as ongoing project in the preceding Financial Year.
- 10. In case of creation or acquisition of capital asset, furnish the details relating to the asset so created or acquired through CSR spent in the financial year: Not Applicable
- 11. Specify the reason(s), if the Company has failed to spend two per cent of the average net profit as per Section 135(5): Not Applicable

Ajanta Pharma Limited

For and on behalf of the Corporate Social Responsibility & Sustainability Committee of Ajanta Pharma Limited

**Yogesh M. Agrawal**  
Managing Director  
DIN: 00073673  
Mumbai, 5 May 2026

**Mannalal B. Agrawal**  
Chairman of the Corporate Social Responsibility & Sustainability Committee  
DIN: 00073828



Health Care



Education



Community Welfare

## Summary of Impact Assessment Report of Mamta & Madhusudan Agrawal Memorial Foundation Submitted by Glovantage Consulting LLP

### About Mamta & Madhusudan Agrawal Memorial Foundation:

Founded under the vision of Shri Madhusudan Agrawal and Mrs. Mamta Madhusudan Agrawal, Mamta & Madhusudan Agrawal Memorial Foundation is a registered public charitable trust (Registration No. E-0035001(GBR), dated 23 July 2018). The Foundation is dedicated to improving healthcare access, education, and community welfare for underserved populations across India. Headquartered in Mumbai, it undertakes impactful initiatives in healthcare delivery, public health outreach, education support, and social welfare. The Foundation operates Sanjeevani Mamta Hospital & Research Centre in Mumbai.

### Sanjeevani Mamta Hospital & Research Centre

The CSR-funded upgradation of healthcare infrastructure at Sanjeevani Mamta Hospital & Research Centre has resulted in a significant and measurable enhancement of clinical capacity, patient safety, and service quality. The interventions have strengthened the hospital's ability to deliver advanced, integrated, and sustainable healthcare services to the community in general and underprivileged population in particular.

The transition from outsourced to in-house clinical and diagnostic departments has strengthened institutional capacity, improved patient care efficiency, reduced treatment delays, and ensured sustainable healthcare delivery aligned with CSR objectives under Schedule VII of the Companies Act, 2013.

### Impact

The trust has impacted lives of many underprivileged patients by providing free/subsidised treatment across various segments as detailed below:

Segment	Activities/facilities	No. of patients 2023-24	No. of patients 2024-25
Oncology	Cancer surgeries	57	124
Oncology	Chemotherapy	30	73
Ortho	Joint Replacement	66	101
Nephrology	Dialysis sessions	538	3,364
Ophthalmology	Cataract surgeries	632	806
Hospital	OPD	9,428	23,767

### Samkalp Globe Capital Bhawan

The trust has also impacted lives of many girl aspirants for competitive examinations by providing safe, inclusive, and academically conducive residential accommodation for them by contributing to Girls' Hostel "Samkalp Globe Capital Bhawan" at Plot No. 2b, Fc 3-4, Dheerpur Phase 1, Nirankari Samagam Ground, New Delhi-110009, operated by Jan Kalyan Shiksha Samiti.

### Impact

Since its inauguration on 21 April 2025, Samkalp Globe Capital Bhawan has emerged as a cornerstone of Samkalp's efforts to support girls preparing for UPSC Civil Services Examination. The hostel has not only enhanced residential capacity, but has also fostered academically rigorous and emotionally supportive environment that nurtures ambition, discipline, and excellence. This project stands as a powerful example of how focused infrastructure support can significantly improve outcomes in the UPSC Civil Services Examination, promote gender equity, and empower young women to aspire to leadership roles in public service.

## Annexure "C" – Secretarial Audit Report

### Form No.MR-3 SECRETARIAL AUDIT REPORT

Financial year ended 31 March, 2026

[Pursuant to Section 204(1) of the Companies Act, 2013 and Rule No. 9 of the Companies (Appointment and Remuneration of Managerial Personnel) Rules, 2014]

To,  
The Members,  
**AJANTA PHARMA LIMITED**  
Mumbai

We have conducted the secretarial audit of the compliance of applicable statutory provisions and the adherence to good corporate practices by **Ajanta Pharma Limited** (hereinafter called the Company) having **CIN L24230MH1979PLC022059** for the Financial Year ended 31 March 2026. Secretarial Audit was conducted in a manner that provided us a reasonable basis for evaluating the corporate conducts/statutory compliances and expressing our opinion thereon.

Based on my verification of Company's statutory registers, books, papers, minute books, forms and returns filed and other records maintained by the company and also the information provided by the Company, its officers, agents and authorized representatives during the conduct of secretarial audit, we hereby report that in our opinion, the company has, during the audit period covering the financial year ended on 31 March, 2026 complied with the statutory provisions listed hereunder and also that the Company has proper Board-processes and has required compliance-mechanism in place to the extent, in the manner and subject to the reporting made hereinafter:

We have examined the books, papers, minute books, forms and returns filed and other records maintained by the Company for the financial year ended on 31 March, 2026 according to the provisions of:

1. The Companies Act, 2013 (the Act) and the rules made thereunder; .
2. The Securities Contracts (Regulation) Act, 1956 ('SCRA') and the rules made thereunder;
3. The Depositories Act, 1996 and the Regulations and Bye-laws framed thereunder;
4. Foreign Exchange Management Act, 1999 and the rules and regulations made thereunder for compliance to the extent of Foreign Direct Investment, Overseas Direct Investment and External Commercial Borrowings, as applicable;

5. The following Regulations and Guidelines prescribed under the Securities and Exchange Board of India Act, 1992 ('SEBI Act') as amended from time to time:-

- (a) The Securities and Exchange Board of India (Substantial Acquisition of Shares and Takeovers) Regulations, 2011;
- (b) The Securities and Exchange Board of India (Prohibition of Insider Trading) Regulations, 2015;
- (c) The Securities and Exchange Board of India (Issue of Capital and Disclosure Requirements) Regulations, 2018;
- (d) The Securities and Exchange Board of India (Share Based Employee Benefits & Sweat Equity) Regulations, 2021;
- (e) The Securities and Exchange Board of India (Issue and Listing of Non-Convertible Securities) Regulations, 2021; - **Not Applicable to the Company;**
- (f) The Securities and Exchange Board of India (Registrars to an Issue and Share Transfer Agents) Regulations, 1993 regarding the Companies Act and dealing with client; - **Not Applicable to the Company;**
- (g) The Securities and Exchange Board of India (Delisting of Equity Shares) Regulations, 2021; - **Not Applicable to the Company;**
- (h) The Securities and Exchange Board of India (Buyback of Securities) Regulations, 2018; - **No Buyback was done during the year, hence Not Applicable;**
- (i) The Securities and Exchange Board of India (Listing Obligations and Disclosure Requirements), Regulations 2015;
- (j) The Securities and Exchange Board of India (Stock Broker) Regulations, 1992; - **Not Applicable to Company;**
- (k) The Securities and Exchange Board of India (Depositories & Participants) Regulations, 2018;

6. Other Specific business/ industry related laws applicable to the Company:

The Company has complied with specific laws, rules, regulations & guidelines viz., Drugs & Cosmetics Act, 1940 & related Rules; The Prevention of Food Adulteration Act, 1954; The Pharmacy Act, 1948; Food & Safety Standard Act, 2006; The Drugs (Control) Act, 1950; Food & Drug Administration Licensing terms & conditions; Legal Metrology Act, 2009 & the applicable Rules & other applicable general laws, rules, regulations & guidelines.

We have relied on the representations made by the Company and its Officers regarding systems and mechanisms established by the Company, and on an examination of the documents and records on a test-check basis.

We have also examined compliance with the applicable clauses of the following:

1. Secretarial Standards with regards to Meeting of Board of Directors (SS -1) & General Meetings (SS -2) issued by the Institute of Company Secretaries of India. It was noted that the Company has complied with the same to the extent possible.

During the period under review the Company has complied with the provisions of the Act, Rules, Regulations, Guidelines, Standards, etc. as mentioned above.

#### I further report that

The Board of Directors of the Company is duly constituted with a proper balance of Executive Directors, Non-Executive Directors & Independent Directors.

Adequate online notice is given to all directors to schedule the Board Meetings, agenda and detailed notes on agenda were sent at least seven days in advance, and a system exists for seeking and obtaining further information

and clarifications on the agenda items before the meeting and for meaningful participation at the meeting.

Majority decision is carried through while the dissenting members' views are captured and recorded as part of the minutes. We did not find any dissenting director's views in the minutes.

**We further report that** there are adequate systems and processes in the company commensurate with the size and operations of the company to monitor and ensure compliance with applicable laws, rules, regulations and guidelines.

The Company has issued & allotted 23525 fully paid equity shares of ₹ 2/- each to the employees of the Company, upon exercise of option, under Ajanta Pharma Share Based Incentive Plan 2019 ("SBIP- 2019" ESOP Scheme) during the year under review.

During the year 1,800 stock options granted under the SBIP 2019 are cancelled and the said options have been credited back to the ESOP Pool.

During the year 4,300 Stock Appreciation Rights were cash-settled to employees of the US Subsidiary, in accordance with the terms specified under the SBIP 2019.

For D.G. Prajapati & Associates

**Dharmendra G. Prajapati**

Proprietor

C P No.: 4209

FCS No. 6567

UDIN: F006567H000268455

Date: 5 May, 2026

Place: Mumbai

The report is to be read with our letter of even date which is annexed as Annexure – I and forms an integral part of this report.

Directors' Report

**Annexure-I to the Secretarial Audit Report**

To,  
The Members  
**AJANTA PHARMA LIMITED**  
Mumbai

Our report of even date is to be read along with this letter.

- The Compliance of provisions of all laws, rules, regulations, standards applicable to Ajanta Pharma Limited (herein called 'the Company') is the responsibility of the management of the Company. Our examination was limited to verification of records & procedures on test check basis for the purpose of issue of the Secretarial Audit Report.
- Maintenance of secretarial and other records of applicable laws is the responsibility of the management of the company. Our responsibility is to issue Secretarial Audit Report, based on the audit of the relevant records maintained & furnished to us by the company, along with explanation where so required.
- We have followed the audit practices & processes as were appropriate to obtain reasonable assurance about the correctness of the contents of the secretarial & other legal records, legal compliance mechanism & corporate conduct. Further part of the verification was done on the basis of electronic data provided to us by the Company & on test check basis to ensure that correct facts as reflected in secretarial & other records produced to us. We believe that the process & practices we followed, provides a reasonable basis for our opinion for the purpose of the Secretarial Audit Report.
- We have not verified the correctness and appropriateness of financial records and Books of Accounts of the Company.
- Wherever required, we have obtained the Management representation about the List of applicable laws, Compliance of laws, rules and regulations and major events during the audit period.
- The Secretarial Audit report is neither an assurance as to the future viability of the Company nor of the efficacy or effectiveness with which the management has conducted the affairs of the Company.

For D.G. Prajapati & Associates

**Dharmendra G. Prajapati**  
Proprietor  
C P No.: 4209  
FCS No. 6567  
UDIN: F006567H000268455

Date: 5 May, 2026  
Place: Mumbai

## Annexure "D"- Details pursuant to Rule 5(1) of the Companies (Appointment and Remuneration of Managerial Personnel) Rules, 2014

### Details of Median Remuneration

1. Name & Designation of Director & KMP	Ratio of the remuneration of each Director to the median remuneration of the employees of the Company for the FY 2026	% increase/(decrease) in remuneration in the FY 2026
(i) Mr. Mannalal B. Agrawal	1.45	9.43*
(ii) Mr. Madhusudan B. Agrawal	93.10	9.09
(iii) Mr. Yogesh M. Agrawal	476.43	9.69 <sup>®</sup>
(iv) Mr. Rajesh M. Agrawal	476.43	9.69 <sup>®</sup>
(v) Mr. David Rasquinha	2.24	27.64*
(vi) Mr. Rajesh Dalal	2.08	31.62*
(vii) Ms Medha Joshi	1.79	27.80*
(viii) Ms. Simi Thapar	1.70	21.01*
(ix) Mr. Arvind K. Agrawal, Chief Financial Officer	43.19	14.00
(x) Mr. Gaurang C. Shah, Company Secretary	21.61	11.00
2. The Percentage increase in the median remuneration of employees in the financial year		9.2%
3. The number of permanent employees on the rolls of company		10,421
4. Average percentile increase already made in the salaries of employees other than the managerial personnel in the last financial year and its comparison with the percentile increase in the managerial remuneration and justification thereof and point out if there are any exceptional circumstances for increase in the managerial remuneration		Average increase in remuneration of employee for the FY 2026 was 9.2%. As against that, managerial remuneration has increased 9.49%. Increase in managerial remuneration is marginally higher than increase in the median remuneration
5. Affirmation that the remuneration is as per the remuneration policy of the Company		Yes

**Notes:**

- \* Sitting Fees
- \* Sitting fees and commission
- ® Remuneration and commission

## Annexure "E" – Conservation of Energy, Technology Absorption etc.



Solar power plant at Partur, Maharashtra

### A. Energy Conservation

The Company has demonstrated a strong commitment to sustainability by embedding environmentally responsible practices across its operations. It has implemented comprehensive initiatives in energy conservation, water management, and waste reduction, while leveraging advanced technologies to enhance operational efficiency.

A key pillar of this strategy is the expansion of its renewable energy portfolio through the installation of rooftop and ground-mounted solar power plants across manufacturing facilities and other critical locations, enabling greater reliance on clean, self-generated energy. Together, they reflect a cohesive and forward-looking approach to reducing environmental impact, lowering dependence on conventional energy, and driving long-term sustainable growth.

#### Summary of measures taken based on energy conservation:

- Installed an additional **3.8 MW solar power plant**, increasing total solar capacity to **16.6 MW** (from

**12.6 MW last year**). This expansion now accounts for 34% of the company's total energy usage, marking a significant advancement towards adoption of clean and sustainable energy and reduction of carbon footprint.

- Commissioned **2 biomass boilers** at Dahej and Paithan, with **1 additional boiler under installation** at Guwahati. These biomass boilers utilize agricultural and organic residues as fuel, significantly reducing greenhouse gas emissions while promoting the use of renewable resources.
- Energy-saving practices have been standardized across sites, supported by **Energy Management Systems at key facilities** for real-time monitoring and optimized usage. Additionally, energy conservation is a key criterion in all new project procurements.
- Upgraded **ETPs and STPs at 4 major sites** with full automation to improve water treatment efficiency.
- Achieved **Zero Liquid Discharge (ZLD)** across operations, ensuring **100% wastewater recycling and reuse**, thereby eliminating discharge into the environment.

- Executed a water conservation project generating **1.5 lakh KL per annum** water-saving potential.
- Transitioned hazardous waste disposal to **100% co-processing in cement kilns**, eliminating landfill dependency and promoting circular economy.
- Upgraded **ETPs and STPs at 4 major sites** with full automation to improve water treatment efficiency.
- Significant investments made across all units in **energy conservation equipment and infrastructure**.
- Reduced plastic usage by optimizing packaging size and transitioning from HDPE drums to sustainable fiber containers.
- Selected products have shifted from non-aqueous to aqueous tablet coating, improving material efficiency and reducing use of solvents.
- Designed novel double and triple drug combinations, making it more convenient for the patients.
- Established scalable and cost-effective synthetic routes for APIs, improving yields and reducing cost.
- Produced high-purity APIs with tightly controlled impurity profiles aligned with global regulatory standards, enabling launch of difficult to make products.
- Strengthened in-house capabilities for synthesis and qualification of process and degradation impurities, along with reference standards.
- Implemented efficient solvent and catalyst recovery and recycling methods, lowering environmental impact and manufacturing costs.
- Developed and validated advanced FT-NIR analytical methodologies, enabling rapid, non-destructive analysis for assay, content, and blend uniformity.

### B. Technology Absorption

#### Research and Development (R&D) undertaken

The Company continues to strengthen its technological capabilities through focused research and development initiatives aimed at innovation, cost optimization, and regulatory compliance. Its R&D efforts are directed towards developing complex formulations, novel drug combinations, new drug delivery system, also enhancing manufacturing efficiency and sustainability through advanced processes and analytical methodologies. These initiatives have resulted in successful product development, scale-up, and commercialization, reinforcing the Company's position in both domestic and international markets. Key Initiatives and benefits derived from them are summarized below:

- Developed an innovative clear ophthalmic formulation by converting an insoluble API from suspension to solution, enhancing patient comfort and compliance.
- Engineered a generic oil-in-water microemulsion, improving ocular residence time and therapeutic effectiveness.
- Advanced development of complex generics for ANDA filings in regulated markets, resulting augmenting revenue from developed markets.
- Progressed transition of tablet coatings from non-aqueous to aqueous systems, minimizing the use of hazardous solvents.

3. **In case of imported technology:** No import of technology during the year.

#### 4. Expenditure on R & D

Particulars	Amount (₹ in Crore)
Capital Expenditure	8.79
Recurring Expenditure	251.58
<b>Total R&amp;D Spend</b>	<b>260.37</b>
% of Consolidated Turnover	4.77%

### C. FOREIGN EXCHANGE EARNINGS AND OUTGO

- Activities relating to initiatives taken for increasing exports are discussed in Management Discussion & Analysis in this annual report.
- Total foreign exchange earned in terms of actual inflow as well as outgo in terms of actual outflow during the year:
  - Earnings in foreign currency ₹ 2,994.66 Crore (previous year ₹ 2,871.82 Crore)
  - Outgo in foreign currency ₹ 549.92 Crore (previous year ₹ 487.20 Crore)

# Report on Corporate Governance

## Company's Philosophy on Corporate Governance

Corporate governance at Ajanta Pharma goes well beyond regulatory compliance. It is the cornerstone of how we create, protect and sustain long-term value.

We view governance not merely as a framework, but as a strategic driver that aligns our business objectives with the interests of all stakeholders. By embedding the principles of integrity, transparency, accountability, fairness, inclusivity and sustainability into our processes and culture, we ensure that every action is guided by responsibility and trust.

Our robust governance architecture strengthens oversight, prudent risk management and disciplined execution, enabling us to navigate a dynamic healthcare landscape with stellar performance. Through this, we continuously reinforce stakeholder trust and uphold our standing as a responsible healthcare organization committed to sustainable growth.

### Corporate Governance at Ajanta Pharma – At a Glance

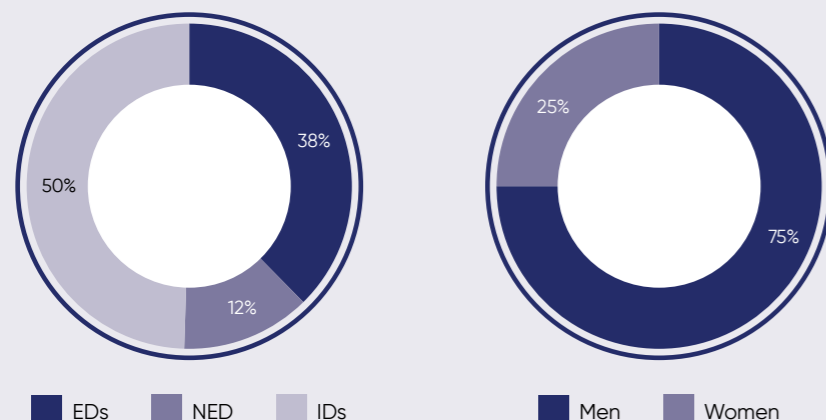
Integrity	Transparency	Accountability	Independence	Sustainability
Ethical conduct guiding every action	Clear, timely and fair disclosures to all stakeholders	Strong Board oversight ensuring robust governance	Objective decision-making through robust independent oversight	ESG principles integrated into strategy and operations

## Board of Directors



### A. Composition and Category of Directors

The Board of Directors of the Company ("the Board") consists of 8 Directors with an optimal combination of 3 Executive, 1 Non-Executive and 4 Independent Directors including 2 Independent Women Directors. The composition of the Board is in conformity with the SEBI (Listing Obligations and Disclosure Requirements - LODR) Regulations, 2015 ("the Listing Regulations") and the Companies Act, 2013 ("the Act").



**Right Mix of Executive Directors, Non-Executive Directors and Independent Directors including Women Directors.**

### B. Details of the Board as on 31 March 2026:

#	Name of the Director	DIN	Category	Attendance		Shareholding in the Company	No. of Directorships in other public companies (including this entity)	Committee Membership in other public companies (including this entity)		Other public entities in which person acting as Director	Category of other entities Directorship
				Board	AGM			Member	Chairman		
1.	Mr. Mannalal B. Agrawal	00073828	P, NE	4	Yes	-	1	2	1	-	-
2.	Mr. Madhusudan B. Agrawal	00073872	P, E	4	Yes	-	2	-	-	Inspira Infra (Aurangabad) Limited	Director
3.	Mr. Yogesh M. Agrawal	00073673	P, E	4	Yes	1,80,78,147	1	-	-	-	-
4.	Mr. Rajesh M. Agrawal	00302467	P, E	4	Yes	1,80,78,148	1	1	-	-	-
5.	Mr. David Rasquinha	01172654	ID	4	Yes	1,500	5	6	3	<ul style="list-style-type: none"> <li>Ion Exchange Projects and Engineering Limited</li> <li>Aquanomics Systems Limited</li> <li>Unity Small Finance Bank Limited</li> <li>Ion Exchange (India) Limited</li> </ul>	All ID
6.	Mr. Rajesh S. Dalal	03504969	ID	4	Yes	-	4	5	1	<ul style="list-style-type: none"> <li>Laxmi Dental Limited</li> <li>Biogenomics Limited</li> <li>Entero Healthcare Solutions Limited</li> </ul>	All ID
7.	Ms. Medha V. Joshi	00328174	ID	4	Yes	-	1	-	-	-	-
8.	Ms. Simi M. Thapar	10470498	ID	4	Yes	-	1	2	-	-	-

#### Notes:

- P – Promoter, E – Executive, NE – Non-Executive, ID – Independent;
- Mr. Mannalal B. Agrawal and Mr. Madhusudan B. Agrawal are brothers. Mr. Yogesh M. Agrawal and Mr. Rajesh M. Agrawal are brothers and sons of Mr. Mannalal B. Agrawal;
- Includes only memberships/Chairmanships of Audit and Stakeholders' Relationship Committees;
- Does not include Alternate directorships and directorships in private, foreign and Section 8 companies.

None of the Director is a member of more than 10 Committees and Chairperson of more than 5 Committees (Committees being Audit Committee and Stakeholders Relationship Committee as per Regulation 26(1) of the Listing Regulations), across all the public companies in which he/she is a director. All the Directors have made the requisite disclosures regarding committee positions held by them in other companies.

The Board fulfils the criteria laid down under the Board's Policy on Diversity. The Directors are professionals with extensive experience and expertise in various skillset detailed below, that are critical for Company's business operations.

### C. Details of Board Meetings and Attendance:

During the Financial Year ended 31 March 2026; Four (4) Board Meetings were held as under, which were attended by all the Directors:

#	Date of Meeting
1	30 April 2025
2	28 July 2025
3	3 November 2025
4	30 January 2026

Two matters were approved through Circular Resolutions passed on 26 August 2025 and 12 March 2026.

## Report on Corporate Governance

### D. Chart or Matrix setting out skills/expertise/competence of Board of Directors:

The Board provides leadership, strategic guidance, objective and independent views to the Company's management while discharging its fiduciary responsibilities. It regularly reviews the Company's governance standards, risk and compliance framework, operational performance, business plans and other critical aspects for sustainable growth.

#### Matrix of skillset and attributes of the Board

Expertise, Skills & Attributes	Mannalal Agrawal	Madhusudan Agrawal	Yogesh Agrawal	Rajesh Agrawal	David Rasquinha	Medha Joshi	Rajesh Dalal	Simi Thapar
Strategic thinking	✓	✓	✓	✓	✓	✓	✓	✓
Industry Knowledge	✓	✓	✓	✓	✓	✓	✓	
Governance	✓	✓	✓	✓	✓	✓	✓	✓
General Management	✓	✓	✓	✓	✓	✓	✓	✓
Risk Management	✓	✓	✓	✓	✓	✓	✓	✓
Finance & Accounts	✓	✓	✓	✓	✓	✓	✓	✓
Sustainability	✓	✓	✓	✓	✓	✓	✓	✓
Forex management			✓	✓	✓	✓	✓	
Stakeholder management	✓	✓	✓	✓	✓	✓	✓	✓
IT & Cyber security			✓	✓	✓		✓	✓

### E. Information flow to the Board Members:

A calendar of Board and Committee meetings is circulated well in advance to facilitate full attendance and active participation of all Directors. During the year, all the meetings were held physically, with video-conferencing facilities provided for Directors who chose to join virtually. Agenda papers and relevant supporting documents are shared with Directors well in advance for each meeting, ensuring they have adequate time to review and take informed discussions and decisions.

#### Informed Decision-Making with Timely Flow of Information

At each meeting, the Managing Director, Joint Managing Director and Chief Financial Officer present an overview of the industry updates, financial performance with critical ratios & analysis, segment wise and geography wise performance and plans, key developments, product launches, operational updates, and strategic priorities. The Board also reviews/approves, inter alia:

- Annual business plans
- Capital expenditure proposals
- Compliance reports under applicable laws
- Important legal and regulatory matters
- Foreign exchange exposures and treasury updates
- Internal financial controls and financial reporting systems

- Subsidiary performance and updates
- Quarterly, half-yearly and annual financial results
- Related party Transactions, significant contracts and corporate actions
- Board Committees decisions

The Board is regularly apprised of operational matters, business opportunities and risk updates requiring its attention. This structured information flow ensures that the Board is equipped with timely, relevant and comprehensive information to discharge its oversight responsibilities effectively.

### F. Independent Directors and their familiarisation

All the Independent Directors have confirmed that they continue to meet the independence criteria prescribed under Section 149(6) of the Act, and Regulation 16(b) of the Listing Regulations. The Board has also verified that none of the Independent Directors are disqualified or debarred from holding office.

#### Regular Familiarisation of Independent Directors and Site Exposure

A separate meeting only of the Independent Directors was held on 30 January 2026, to discuss the matters provided in Schedule IV of the Act and the Listing Regulations. All Independent Directors were present at the meeting.

Mr. David Rasquinha serves as the Lead Independent Director. His role strengthens the Board's decision-making by channelling independent insights and ensuring that diverse viewpoints are meaningfully incorporated into deliberations.

#### Lead Independent Director Enhancing Board Objectivity

The Company conducts a comprehensive familiarisation programme to enable Independent Directors to gain a deeper understanding of company's business dynamics, manufacturing capabilities, strategic priorities, risk landscape, and governance practices. Details of the familiarization program, including the specific training sessions conducted during the year, are available on the Company's website at [https://www.ajantapharma.com/assets/frontend/images/investors/files/independent\\_directors/1771836965\\_DFP-23-02-2026.pdf](https://www.ajantapharma.com/assets/frontend/images/investors/files/independent_directors/1771836965_DFP-23-02-2026.pdf).

The Company maintains a Directors' and Officers' Liability Insurance Policy ("D&O Policy") for its Directors and Officers, including Independent Directors, to indemnify them against any personal liability arising out of claims made against them while discharging their duties as Directors and/or Officers of the Company.

### G. Re-appointment of Director:

Mr. Mannalal B. Agrawal (DIN: 00073828) retires by rotation at the ensuing Annual General Meeting ("AGM") and being eligible, has offered himself for re-appointment. As he has attained the age of 79 years, approval of the Members by way of Special Resolution is being sought. The Board of Directors recommends his re-appointment.

As required under Regulation 36(3) of the Listing Regulations and the Secretarial Standard-2 on General Meetings issued by the Institute of Company Secretaries of India, the relevant particulars of the Director seeking re-appointment are provided in the Notice convening the AGM.

### H. Performance evaluation of Board, Committees and Directors

The Company has instituted a robust and transparent framework for the annual evaluation of the Board, its committees and individual Directors. This process is anchored in well-defined, structured criteria that *inter alia* covers, Board composition and diversity, quality and depth of deliberations, effectiveness of oversight and risk governance, strategic stewardship, and adherence to the highest standards of corporate governance.

The performance of Independent Directors was evaluated by the entire Board, excluding the Director under evaluation. The Independent Directors, in their exclusive meeting, critically assessed the performance of the Non-Independent Directors, the Board as a whole and the Chairperson, drawing upon inputs from both Executive and Non-Executive Directors to ensure a balanced and objective appraisal.

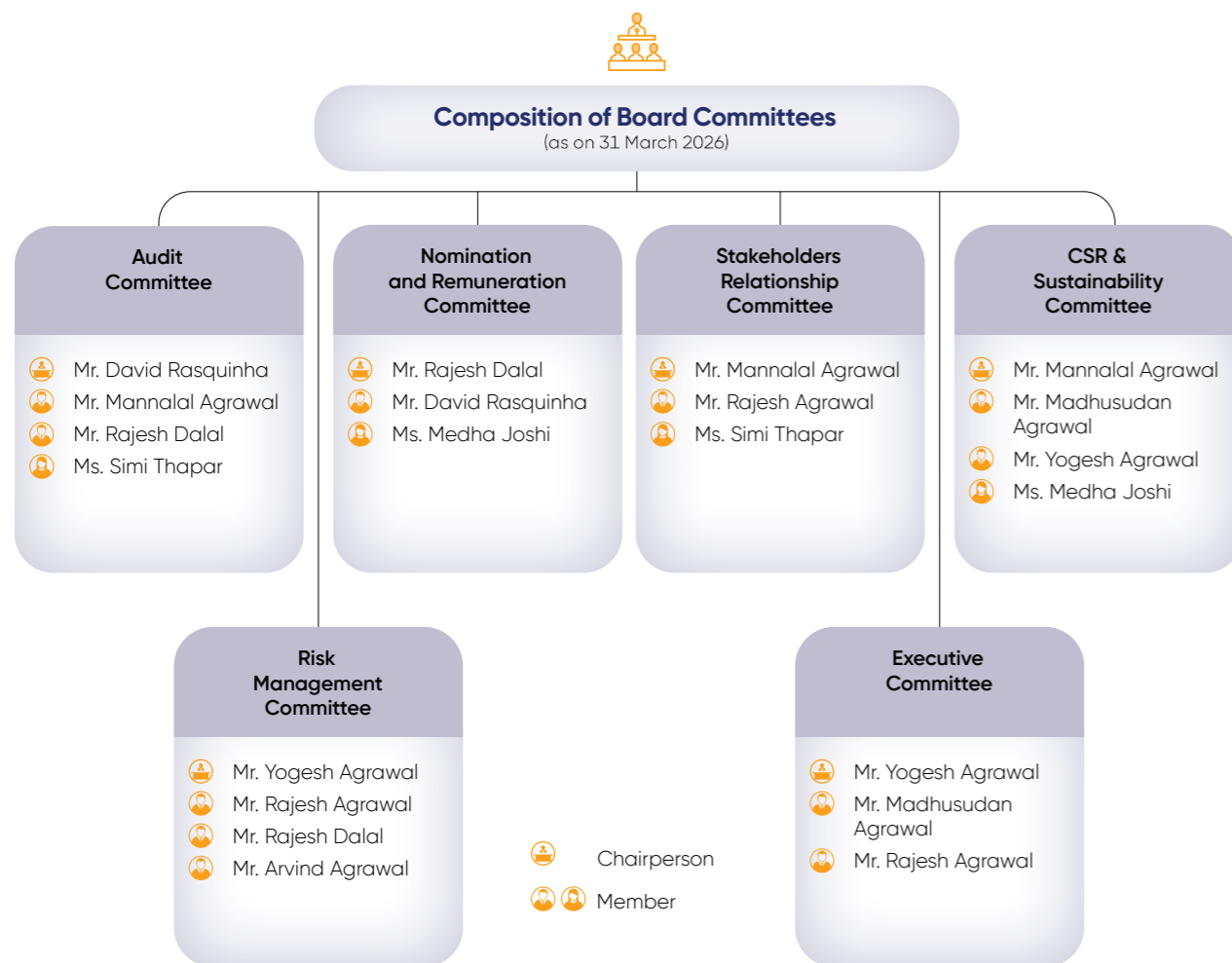
The Board noted with satisfaction that the evaluation outcomes reflected a high degree of engagement, informed and constructive deliberations, and strong alignment with the Company's strategic priorities. The process also reaffirmed the Board's collective effectiveness and its continued commitment to elevating governance standards and driving sustainable long-term value creation.

### I. Compliance with the Code of Business Conduct and Ethics

The Company has adopted a Code of Business Conduct and Ethics, which is available on its website at: [https://www.ajantapharma.com/assets/frontend/images/investors/files/policies\\_and\\_codes/CodeofConductforDirectorsandSeniorManagement.pdf](https://www.ajantapharma.com/assets/frontend/images/investors/files/policies_and_codes/CodeofConductforDirectorsandSeniorManagement.pdf).

Committed to fostering workplace integrity and ethical business practices, the Company ensures strict adherence to this Code. All members of the Board and Senior Management Personnel have affirmed compliance with the Code. A declaration to this effect, duly signed by the Managing Director, is duly annexed to this report.

## Report on Corporate Governance



The Company Secretary acts as Secretary for all the Committees.

### Audit Committee



4 - 3  
Members IDs

4  
Meetings  
(100% Attendance)

Financially Literate Committee with Robust Oversight on Financial Reporting & Controls

The Audit Committee comprises of four Directors, of which three are Independent Directors, reflecting a predominantly independent composition. All members of the Committee

are financially literate and possess the expertise to read and interpret financial statements, enabling them to provide effective oversight into financial reporting and internal controls.

The Chief Financial Officer, Internal Auditors and Statutory Auditors are regular invitees to the Committee Meetings to provide inputs, clarifications and detailed presentations on relevant matters.

#### Brief description of the terms of reference:

- Oversight of financial reporting, internal controls and risk management systems.
- Review of quarterly, half-yearly and annual financial statements before submission to the Board.
- Review of statutory and internal audit reports, audit plans and audit effectiveness.
- Monitoring the independence, performance and remuneration of auditors.

- Approval or modification of related party transactions.
- Scrutiny of inter-corporate loans, investments.
- Supervision of the Vigil Mechanism/ Whistle-Blower framework.
- Monitoring compliance with regulatory requirements and insider trading controls.
- Valuation of assets or undertakings, where required.
- Any other matter entrusted by the Board.
- Oversee the implementation and administration of share-based incentive schemes.
- Review key human resource matters and oversee leadership development and succession planning.

#### Meetings:

The Committee met 3 times on 30 April 2025, 28 July 2025 and 30 January 2026. All the Committee members were present at all the meetings.

Section 177 of the Act and Regulation 18(3) read with Part C of Schedule II of the Listing Regulations are covered in the terms of reference.

#### Meetings:

The Committee met 4 times on 30 April 2025, 28 July 2025, 3 November 2025 and 30 January 2026. All the Committee members were present at all the meetings.

Mr. David Rasquinha, Chairman of the Committee attended the Annual General Meeting of the Company held on 17 July 2025.

### Nomination and Remuneration Committee



3 - All  
Members IDs

3  
Meetings  
(100% attendance)

Overseeing  
Remuneration of Board  
and Senior Management

Administering Share  
Based Incentive Scheme  
for Long Term Value  
Creation

The Nomination and Remuneration Committee ("NRC") comprises of three Independent Directors, ensuring a fully independent constitution. It functions in accordance with Section 178 of the Act and Regulation 19 of the Listing Regulations and its policies adopted by the Company.

#### Brief description of the terms of reference:

- Recommend the remuneration and compensation framework for Directors, KMPs, Senior Management and other employees.
- Formulate criteria for appointment, qualifications, independence and performance evaluation of the Board, its Committees and Directors.
- Recommend appointment, continuation or removal of Directors, KMPs and Senior Management personnel.

#### Remuneration and Compensation Policy

On the recommendation of the NRC, the Board has adopted a comprehensive Remuneration Policy for Directors, Key Management and senior management employees. The Policy is available on the Company's website: [https://www.ajantapharma.com/assets/frontend/images/investors/files/policies\\_and\\_codes/PolicyforRemunerationofDirectorsandEmployees.pdf](https://www.ajantapharma.com/assets/frontend/images/investors/files/policies_and_codes/PolicyforRemunerationofDirectorsandEmployees.pdf).

The Policy outlines a structured approach to compensation based on role complexity, performance, industry benchmarks and long-term value creation. To further reward and retain high performers, the Company has instituted an Employee Stock Option Scheme, which provides long-term incentives and fosters ownership behaviour across the organisation.

#### Remuneration of Directors

- **Non-Executive Directors, including Independent Directors**, are compensated by way of sitting fees and commission, as approved by the Board and in accordance with the limits prescribed under the Act. Apart from this remuneration, they did not have any pecuniary relationship or transactions with the Company during the year. No royalty was paid to the Promoter or the Promoter Group.
- **Executive Directors** receive remuneration as approved by the shareholders, which includes fixed salary components, perquisites, contractual benefits, and commission linked to the Company's performance and sustainability goals. Their compensation structure is designed to reward long-term value creation and strategic contribution while ensuring compliance with the Act and the Listing Regulations.
- Except for Mr. David Rasquinha, none of the Non-Executive Directors hold equity shares of the Company.
- No stock options were granted to any Director during the year.

## Report on Corporate Governance

The details of remuneration paid to Directors for the financial year ended 31 March 2026 are as follows:

Remuneration to Directors	Salary	Perquisite	PF	Sitting Fees	Commission	Total
Mr. Mannalal B. Agrawal	-	-	-	8.24	-	8.24
Mr. Madhusudan B. Agrawal	480.00	48.00	#	-	-	528.00
Mr. Yogesh M. Agrawal	1,548.00	154.80	#	-	1,050	2,752.80
Mr. Rajesh M. Agrawal	1,548.00	154.80	#	-	1,050	2,752.80
Mr. David P. Rasquinha	-	-	-	7.70	5.00	12.70
Ms. Medha V. Joshi	-	-	-	7.16	3.00	10.16
Mr. Rajesh S. Dalal	-	-	-	8.78	3.00	11.78
Ms. Simi M. Thapar	-	-	-	6.62	3.00	9.62

(₹ Lakh)

\*₹ 21,600 p.a

### Stakeholders' Relationship Committee



3 - 1  
Members ID

Overseeing Investor Grievance Mechanism and Service Standards

Monitoring Measures to Reduce unclaimed shares & dividend

The Stakeholders' Relationship Committee ("SRC") comprises of three Directors, including one Independent Director. It functions in accordance with Section 178 of the Act and Regulation 20 of the Listing Regulations.

#### Brief description of the terms of reference:

- Address and resolve grievances of security holders.
- Oversee the performance of the Registrar and Share Transfer Agent and ensure adherence to service standards as well as elevation.
- Review movements in the Company's shareholding pattern and ownership structure.
- Monitor measures to reduce unclaimed dividends and ensure timely dispatch of dividend warrants, annual reports and statutory notices.

- Facilitate effective exercise of voting rights by shareholders and review initiatives for enhancing shareholder engagement, including interactions with institutional investors.
- Oversee matters relating to the Investor Education and Protection Fund ("IEPF").

#### Meetings:

The Committee met once, on 30 January 2026, and all members were present at the meeting.

To enhance shareholder servicing and in compliance with Regulation 46(2)(j) of the Listing Regulations, the Company has a dedicated investor grievance email ID – [investorgrievance@ajantapharma.com](mailto:investorgrievance@ajantapharma.com) – monitored regularly by the Compliance Officer, who also serves as the Nodal Officer for IEPF matters.

During the year, the Company, in coordination with its RTA, undertook several initiatives to strengthen investor services, reduce unclaimed dividends and improve overall communication with shareholders. Key initiatives include:

- **Digital Investor Interface:** Launch of a secure web-based platform 'SWAYAM' enabling shareholders to submit, track and manage service requests and complaints seamlessly.
- **24x7 Investor Support:** Introduction of 'iDIA', an AI-enabled chatbot providing round-the-clock assistance and query resolution.
- **Automatic Credit Mechanism:** Facilitating automatic release of unpaid dividends upon successful updation of KYC and bank details, without requiring fresh requests from shareholders.

- **Enhanced Investor Facilitation:** Expansion of investor service counters to improve service capacity and reduce turnaround time for walk-in investors.
- **Dematerialisation Support:** Providing assistance and handholding to shareholders holding physical share certificates for conversion into demat form.
- **Regulatory Participation:** Active participation by the RTA in SEBI-led initiatives, including the Empowered Working Group with Depositories (NSDL and CDSL) and RTAs.
- **IEPF Awareness Initiatives:** Participation in the 'Saksham Niveshak – 100 Days Campaign' launched by IEPFA, including dissemination of relevant information on the Company's website.
- **Continuous Monitoring:** Investor complaints received through the SEBI SCORES platform were monitored on an ongoing basis and resolved within prescribed timelines.
- **Process Strengthening:** Regular review meetings with the RTA to enhance service quality, streamline processes and improve turnaround time for investor requests.

These measures reflect the Company's continued focus on proactive investor engagement, regulatory compliance and efficient resolution of shareholder queries, while working towards minimising unclaimed dividends.

#### Investor Complaints:

During the year, the Company received only two investor complaints, all of which were resolved satisfactorily within the prescribed timelines. There were no complaints pending as on 31 March 2026.

Only 2 complaints during the year

Smarter Dividend payments. Faster claims processing

Tech-Enabled Investor Care

Seamless. Swift. Shareholder servicing

### CSR & Sustainability Committee



4 - 1  
Members ID

Monitoring Sustainability Initiatives across ESG

Overseeing Implementation of CSR Projects

The CSR & Sustainability Committee ("CSR & SC") comprises four Directors, including one Independent Director.

#### Brief description of the terms of reference:

- Formulate and review the CSR Policy and Annual Action Plan to the Board.
- Recommend CSR projects and programmes and review their progress and implementation.
- Monitor compliance with statutory CSR obligations, including utilisation of funds and Impact Assessment requirements.
- Oversee the Company's sustainability initiatives across environmental, social and governance (ESG) areas.
- Review the Company's material sustainability issues and long-term ESG priorities.
- Guide and monitor the Company's climate-related actions and environmental performance.
- Review and recommend the CSR Report, Sustainability disclosures, and other statutory reports to the Board.

#### Meetings:

The Committee met 4 times on 30 April 2025, 28 July 2025, 3 November 2025 and 30 January 2026, with all members present at each meeting.

CSR policy outlining the framework, guiding principles and implementation approach for CSR initiatives, is available on the website at: [https://www.ajantapharma.com/assets/frontend/images/investors/files/policies\\_and\\_codes/CSRPoly2021.pdf](https://www.ajantapharma.com/assets/frontend/images/investors/files/policies_and_codes/CSRPoly2021.pdf).

## Report on Corporate Governance

### Risk Management Committee



2 - 1  
EDs ID

Overseeing  
Enterprise-Wide Risk  
Management Framework

Reviewing Business Continuity Readiness

The Risk Management Committee ("RMC") comprises of three Directors, with one Independent Director and the Chief Financial Officer. The Company Secretary acts as the Secretary to the Committee.

#### Brief description of the terms of reference:

- Formulate and periodically review the Risk Management Policy and the risk management plan, covering critical risks.
- Oversee the identification, assessment and mitigation of key risks that may impact operations, financial performance or long-term objectives.
- Review the effectiveness of internal control systems and compliance with regulatory standards.
- Monitor forex management, related risk exposures and mitigation measures.
- Monitor cyber security risks, data protection frameworks and resilience against digital threats.
- Review and oversee implementation of ESG-linked risk mitigation initiatives and climate-related actions.
- Evaluate and recommend the appointment, removal and remuneration of the Chief Risk Officer, where applicable.
- Review the Company's Business Continuity Plan and its readiness to address disruptions.
- Keep the Board informed on key risks and recommended actions.

#### Meetings:

The Committee met twice on 26 August 2025 and 20 March 2026, with all members attending both meetings.

The Company's Risk Management Policy, [https://www.ajantapharma.com/assets/frontend/images/investors/files/policies\\_and\\_codes/RiskManagementPolicyAndPlan04112025.pdf](https://www.ajantapharma.com/assets/frontend/images/investors/files/policies_and_codes/RiskManagementPolicyAndPlan04112025.pdf).

### Executive Committee

The Executive Committee of the Board has been constituted to oversee matters arising in the ordinary course of business and to facilitate efficient decision-making. The Board has delegated specific operational powers to the Committee, which include, inter alia, matters relating to banking operations, issuance of powers of attorney and authorisation of Company personnel for routine and operational requirements. The Committee comprises three Executive Directors of the Board.

#### 'Those Charged with Governance (TCWG)' Committee

During the year, the Company has determined the following persons as "Those Charged with Governance (TCWG)" to strengthen the communication framework with the Statutory Auditors (SA), in accordance with the National Financial Reporting Authority (NFRA) Circular dated 7 January 2026 and the Standards on Auditing (SAs).

1. Members of the Audit Committee
2. Managing Director
3. Chief Financial Officer (CFO)

Policy has been formulated which inter alia, lays down a structured framework to ensure effective, transparent, and timely two-way communication between TCWG and the Statutory Auditors.

The Company Secretary and the CFO serve as the Nodal persons for facilitating communication between TCWG and the Statutory Auditors.

### Senior Management and Key Managerial Personnel

The details of Senior Management and Key Managerial Personnel of the Company at present, are as follows:

Sr. No.	Name	Designation & Role
1.	Satish Agrawal	President (Technical & Operations)
2.	Arvind Agrawal	Chief Financial Officer
3.	Jagdish Joshi	President (Operations)
4.	Pourus Vakil	President (Sales & Marketing)
5.	A V Jayakumar	President - CQA
6.	Dr. Shailesh Singh	President (R&D & D.R.A.)
7.	Thampy Jacob	Sr. Vice President - HR
8.	Surinder Pal Singh	Sr. Vice President (International Business)
9.	Gaurang Shah	Sr. Vice President & Company Secretary
10.	Surjya Panda	Sr. Vice President - USA
11.	Ram Kumar Subramanian	Sr. Vice President (International Business)

There was no change.

### General Body Meetings



- a. AGMs are generally held within 4 months from the end of financial year. AGMs during last 3 years were held on:

#### 44<sup>th</sup> AGM

Date: 18 July 2023

Time: 11.00 a.m.

Through: Video conferencing/other audio-visual means

No. of special resolutions passed: One

#### 45<sup>th</sup> AGM

Date: 18 July 2024

Time: 11.00 a.m.

Through: Video conferencing/other audio-visual means

No. of special resolutions passed: Four

#### 46<sup>th</sup> AGM

Date: 17 July 2025

Time: 11.00 a.m.

Through: Video conferencing/other audio-visual means

No. of special resolutions passed: One

- b. No extra-ordinary general meeting was held during the three preceding financial years.
- c. There were no instances where minority shareholders had proposed any agenda item at the AGM.
- d. The Company usually proposes separate resolutions for the items requiring members' approval.
- e. E-voting facility is provided at general meetings to enable the Shareholders vote electronically. Proper instructions w.r.t. the e-voting are circulated to all the Shareholders and they are assisted to vote electronically in case of any difficulty.
- f. All the Board Members, Statutory Auditors, Secretarial Auditor attend the AGMs.
- g. All resolutions proposed by the Board were passed by shareholders and voting results of resolutions passed through Postal Ballots are available on the Stock Exchange(s) & Company's website.

### Postal Ballot

No postal ballot was conducted during the year.

### Means of Communication



#### a. Financial Results

The quarterly results are regularly posted by the Company on its website <https://www.ajantapharma.com/> and are also submitted to the Stock Exchanges on which the securities of the Company are listed.

The financial results along with summary of significant events are also sent to the shareholders whose e-mail ids are registered with the Company and the extract of the quarterly consolidated financial results is published in both Vernacular and National newspapers.

#### b. News and media release

The official news and media releases of key events are disseminated to the Stock Exchanges and displayed on the Company's website.

#### c. Earning conference calls and presentations to Institutional Investors / Analysts

The Company holds quarterly earnings calls with the analysts and investors after the announcement of financial results. The transcript and audio recording of the earnings call is promptly uploaded on the Company's website as well as filed with the Stock Exchanges to ensure that the information dissemination is fair and uniform. Presentations made to institutional investors and financial analysts are filed with the stock exchanges and uploaded on the Company's website.

#### d. Compliance reports, corporate announcements, material information and updates

The Company disseminates the requisite corporate announcements including the Listing Regulations compliances, shareholding pattern, corporate governance report, financial results, material/price sensitive information, etc., electronically through designated electronic portals of the Stock Exchanges.

## Report on Corporate Governance

### e. Management Discussion & Analysis Report

The Management Discussion & Analysis Report forms part of the Board's Report. All the matters pertaining to industry structure and developments, opportunities and threats, segment/product wise performance, outlook, risks and concerns, internal control and systems, etc. are discussed in the said report.

### f. Annual Report

The Annual Report for FY 2025-26 will be uploaded on the Company's website and will be circulated to the members and others entitled thereto in electronic mode. The Annual Report will also be submitted to the stock exchanges and be available on their websites.

### g. Website

The Company's website contains a separate section for investors. The shareholders can access the profiles of board members, board & Board committees' composition, Corporate Governance policies, financial information, annual reports, Memorandum and Articles of Association, shareholding information, details of unclaimed dividends and shares transferred / liable to transfer to IEPF, press releases, stock exchange disclosures and investor presentations etc. on the Company's website.

### h. SCORES (SEBI Complaint Redress System):

SEBI has introduced framework for the handling and monitoring of investor complaints received through the SCORES (SEBI Complaints Redress System) platform. Shareholders and investors can access the upgraded SCORES 2.0 platform at <https://scores.sebi.gov.in>. This platform is aimed at streamlining the grievance redressal process and enhancing transparency and efficiency in complaint resolution.

#### Brief process is as under:

- Approach to Company and/or Registrar and Share Transfer Agent of the Company
- If the grievance is not resolved then lodge complaint on SCORES Portal
- Submission of Action Taken Report by the Company

d. First Review of the complaint by SEBI

e. Second Review of the complaint by SEBI

f. Online Dispute Resolution Mechanism/Other Civil Remedies

### i. Online Dispute Resolution Portal:

SEBI has established a common Online Dispute Resolution Portal ("ODR Portal") for resolution of disputes arising in the Indian Securities Market. Your Company is also registered on SEBI's ODR Portal.

Post exhausting the option to resolve their grievances with the RTA/ Company directly and through existing SCORES platform, the investors can initiate dispute resolution through the ODR Portal at <https://smartodr.in/login>.

### j. Letters and Reminders to Shareholders for unclaimed shares/dividends:

The Company sends annual reminder letters to shareholders who have not claimed their dividends. Reminder letters are also sent to those shareholders whose Unclaimed Dividend/Shares are liable to be transferred to the IEPF account.

The Company has also uploaded on website the details of the unclaimed dividend to transfer to IEPF. The Members may log in at the website to find out whether their dividend for any of the years is outstanding.

### k. Digital Personal Data Protection Act, 2023 and Rules thereunder

The Digital Personal Data Protection Act, 2023 ("DPDPA"), provides a legal framework for the protection of digital personal data of individuals ("Data Principals") and regulates the manner in which organisations ("Data Fiduciaries") collect, process, store, use and share such data. The Act prescribes enhanced obligations for organisations handling personal data of individuals in India.

The Company is in the process of implementation of the Act and to ensure compliance with the provisions of the DPDPA and the Rules within the prescribed time frame.

## General Shareholders Information



### A. Date, Time and Venue of the 47th AGM

Date: Thursday, 16 July 2026

Time: 11.00 a.m.

Venue: Through video-conferencing or Other Audio-Visual Means.

### B. Financial Calendar:

1 April 2025 to 31 March 2026

### C. Reporting Calendar:

Within 45/ 60 days from the end of the quarter/ financial year respectively, as stipulated under the Listing Regulations.

### D. Dividend Payment Date:

Interim Dividend paid on 3 November 2025 is proposed as final dividend.

### E. Listing on Stock Exchanges:

BSE Limited (Code: 532331),

National Stock Exchange of India Limited (Code: AJANTPHARM).

Annual Listing Fees have been paid for both the stock exchanges within stipulated time.

### F. ISIN number for CDSL and NSDL:

INE031B01049

### G. Registrar and Transfer Agents ("RTA")

MUFG Intime India Private Limited  
(Formerly Link Intime India Private Limited)  
Unit: Ajanta Pharma Limited, C-101, 247 Park, L B S Marg, Vikhroli (West) Mumbai - 400 083  
Tel No.: +91 810 811 6767/ +91 916 777 9211/  
+91 22 4918 6270  
Fax : + 91 022 49186060  
E-mail: [investor.helpdesk@in.mpms.muvg.com](mailto:investor.helpdesk@in.mpms.muvg.com)  
Website: [www.in.mpms.muvg.com](http://www.in.mpms.muvg.com)

### H. Share Transfer System

Transmission, dematerialization of shares, dividend payment and all other investor-related matters are attended to and processed by the Company's RTA as per the prescribed timeline upon receipt of complete documents.

Stakeholders' Relationship Committee periodically reviews transfer, transmission, demat, remat, split & consolidation of share certificates etc.

Audit of share transfer-related activities is done by the Company Secretary in practice and compliance certificate is submitted to Stock Exchanges on quarterly basis.

Pursuant to SEBI Circular No. SEBI/HO/MIRSD/MIRSD\_RTAMB/P/CIR/2022/8 dated January 25, 2022, it is mandatory for listed companies to process all service requests – such as issuance of duplicate securities certificates, claims from the unclaimed suspense account, renewal/exchange of securities certificates, endorsement, sub-division/splitting of securities certificates, consolidation of securities certificates/folios, transmission and transposition, **only in dematerialized form.**

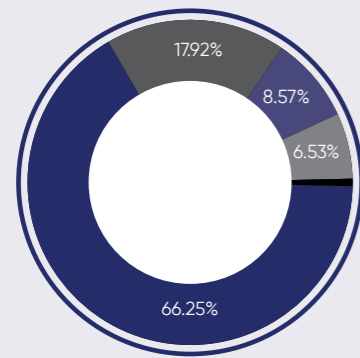
Accordingly, the members are requested to make service requests by submitting a duly filled and signed Form ISR - 4, the format of which is available on the Company's website at [https://ajantapharma.com/ajanta/Investors/investor\\_information\\_KYC\\_forms](https://ajantapharma.com/ajanta/Investors/investor_information_KYC_forms) and on the website of the Company's RTA, Link Intime at [www.in.mpms.muvg.com](http://www.in.mpms.muvg.com). Please note that service requests will be processed only for folios that are KYC compliant.

The Company also advises members who continue to hold shares in physical form, to dematerialize their shareholding at the earliest to ensure ease of transactions and compliance.

## Report on Corporate Governance

### Distribution of Equity Shareholding as on 31 March 2026

No. of shares held Shareholders	Shareholders		Shares	
	Shares No.	%	No.	%
Up to 500	66,464	95.46	22,19,504	1.78
501-1,000	1,058	1.52	7,41,802	0.59
1,001-2,000	1,060	1.52	13,78,397	1.10
2,001-3,000	293	0.42	7,17,879	0.57
3,001-4,000	141	0.20	4,91,508	0.39
4,001-5,000	78	0.11	3,53,011	0.28
5,001-10,000	186	0.27	12,77,377	1.02
10,001 & above	345	0.50	11,77,56,146	94.25
<b>Total</b>	<b>69,625</b>	<b>100.00</b>	<b>12,49,35,624</b>	<b>100.00</b>



### Dematerialisation of Shares and Liquidity

As of 31 March 2026, 99.89% of the Company's paid-up share capital was dematerialized. The entire shareholding of the Promoters is maintained in dematerialized form. The Company's shares of equity remain highly liquid and actively traded on both the recognized Stock Exchanges, reflecting investor confidence and robust market participation.

**99.89% Shares Dematerialised**

### Outstanding GDR/ ADR/ Warrants or any convertible instruments, conversion date and likely impact on equity

The Company has not issued any GDRs/ADRs/Warrants or any convertible instruments.

### Commodity price risk or foreign exchange risk and hedging activities

The Company does not have any significant exposure in commodities directly and does not carry out any commodity hedging activities.

Currency risks mainly arise out of exports and overseas operations. Since about 68.83% of the Company's income is by way of exports with major currency exposure being in USD/EUR, the Company generally does currency hedging for 6 to 18 months and up to the extent of 50% to 75% of its net foreign exchange earnings. It uses forward exchange contracts and/or options to hedge against its net foreign currency exposures as advised by the Risk Management Committee and forex consultants. All material foreign exchange transactions are fully covered.

### Details of the utilization of funds raised through preferential allotment or qualified institutions placement as specified under Regulation 32(7A) of the Listing Regulation

The Company has not raised any funds through preferential allotment or qualified institutions placement.

### Plant Locations

Company has 7 Manufacturing Plants as detailed below:

- B-4, B-5, B-6, MIDC Industrial Area, Paithan, Dist. Aurangabad, Maharashtra
- 31-O, MIDC Industrial Area, Chikalthana, Aurangabad, Maharashtra
- Gut No. 11/12/14/15, Chitegaon, Paithan Road, Dist. Aurangabad, Maharashtra
- Gut No. 378, Plot No. 8, Waluj, Aurangabad, Maharashtra
- Plot No. Z-103 /A, Dahej SEZ - Part II, Dist. Bharuch, Gujarat
- Mirza Palashbari Road, Mouza Chayani Kamrup (R), Dist. Guwahati, Assam
- Plot No. M-55, 56, 57 ISEZ Phase-II, Pithampur, Dist. Dhar, Madhya Pradesh

### Investor Correspondence

#### Registrars & Transfer Agent

**MUFG Intime India Private Limited**  
(Previously known as Link Intime India Private Limited)  
Unit: Ajanta Pharma Limited,  
C 101, Embassy 247, L.B.S. Marg,  
Vikhroli West, Mumbai, India - 400 083  
Tel. No.: +91 810 811 6767/+91 916 777 9211/  
+91 22 4918 6270  
Email: [investor.helpdesk@in.mpms.mufg.com](mailto:investor.helpdesk@in.mpms.mufg.com)  
Portal: [www.in.mpms.mufg.com](http://www.in.mpms.mufg.com)

#### IEPF Nodal Officer/Corporate Governance

**Compliance & Nodal Officer**  
Mr. Gaurang C. Shah  
Sr. VP - Legal & Company Secretary  
Ajanta Tower, 54-A, M VasANJI Road,  
Chakala, Andheri (E), Mumbai - 400 093  
Tel.: +91 022 - 60609000  
Website: <http://www.ajantapharma.com/>  
E-mail: [investorgrievance@ajantapharma.com](mailto:investorgrievance@ajantapharma.com)

### Financials & Institutional Investors

**Mr. Rajeev Agarwal**  
VP - Finance  
Ajanta Tower, 54-A, M VasANJI Road,  
Chakala, Andheri (E), Mumbai - 400 093  
Tel.: +91 022 - 60609706  
Website: <http://www.ajantapharma.com/>  
E-mail: [investorgrievance@ajantapharma.com](mailto:investorgrievance@ajantapharma.com)

**Mr. Abhineet Kumar**  
Sr GM - Corporate Communication  
Ajanta Tower, 54-A, M VasANJI Road,  
Chakala, Andheri (E), Mumbai - 400 093  
Tel.: +91 022 - 60609000  
Website: <http://www.ajantapharma.com/>  
E-mail: [investorgrievance@ajantapharma.com](mailto:investorgrievance@ajantapharma.com)

### Credit Ratings

Company's bank facilities are rated by Credit Analysis and Research Limited (CARE). Vide report dated 25 August 2025 CARE has reaffirmed the Company's ratings as under:

- Long term ratings remains unchanged at CARE AA+. Though we don't have any long-term borrowings, non-funded limits like, LC, BG, Forex hedging, etc. are considered as long term.

Short term rating remains unchanged at A1+. We have sanctioned working capital limits of ₹ 72.50 Crore, though we don't use it.

These rating indicates an adequate degree of safety regarding timely servicing of financial obligations.

### Updating KYC & Nomination

As per the SEBI Circular, the Company/ RTA can entertain service requests of members holding the shares in physical mode, only upon the provision of KYC details viz., PAN, contact details, bank account details and specimen signature. Any folios for which any of the above KYC details are missing will be ineligible for receiving dividends, lodging a grievance/service request.

Members are requested to submit their KYC details and service requests in duly executed prescribed forms with requisite proofs as listed in the forms, to the Company's RTA, MUFG Intime India Private Limited (Formerly known as Link Intime India Private Limited).

## Report on Corporate Governance

Alternatively, e-signed service requests as given below can also be sent by email to [investor.helpdesk@in.mpms.mufg.com](mailto:investor.helpdesk@in.mpms.mufg.com) from registered email Id.

Form	Particulars
<a href="#">ISR_1</a>	Registration of PAN, KYC details or Changes/updation
<a href="#">ISR_2</a>	Confirmation of signature of the securities holder by the banker
<a href="#">ISR_3</a>	Declaration for opting-out of Nomination by holders of physical securities in Listed Companies
<a href="#">ISR_4</a>	Request for issue of Duplicate Certificate and other Service Requests
<a href="#">SH-13</a>	Nomination form
<a href="#">SH-14</a>	Cancellation or variation of Nomination

Members holding shares in demat form should contact their depository participant for updation of their records.

### Other Disclosures

#### Related Party Transactions

The Company has not entered into any materially significant related party transactions that could have a potential conflict with the interests of the Company at large. All related party transactions undertaken during the year were in compliance with the provisions of the Act and the Listing Regulations. Such transactions were carried out in the ordinary course of business and on an arm's length basis, in accordance with the Company's Policy on Related Party Transactions. The Company's Policy on Related Party Transactions and their Materiality, is available on its website: [https://www.ajantapharma.com/assets/frontend/images/investors/files/policies\\_and\\_codes/PolicyonRelatedPartyTransactions.pdf](https://www.ajantapharma.com/assets/frontend/images/investors/files/policies_and_codes/PolicyonRelatedPartyTransactions.pdf).

All the related party transactions are entered into pursuant to prior omnibus or specific approvals of the Audit Committee, as applicable, and are subject to periodic review by the Audit Committee to ensure compliance with the applicable legal and regulatory requirements. The Company has also apprised the Board of Directors of such transactions.

- **No Material Related Party Transactions**
- **All RPTs at Arm's Length & in Ordinary Course**

The Company complies with the disclosure requirements under Regulation 23(9) of the Listing Regulations and submits related party transaction disclosures to the Stock

Exchanges on a half-yearly basis. Details of all related party transactions are also disclosed in Note XX to the Financial Statements forming part of this Annual Report, in accordance with the applicable Accounting Standards and regulatory requirements.

#### Prevention of Insider Trading

In accordance with the SEBI (Prohibition of Insider Trading) Regulations, 2015, the Company has established a robust governance framework comprising the "Code of Conduct for Prevention of Insider Trading" and the "Code of Practices and Procedures for Fair Disclosure of Unpublished Price Sensitive Information (UPSI)". These Codes lay down structured processes for the identification, handling and dissemination of UPSI, and for regulating, monitoring and reporting trading in the Company's securities by designated persons.

### Strict Controls to Monitor and Prevent insider Trading

The Company Secretary, designated as the Compliance Officer, is responsible for the effective implementation and monitoring of these Codes and for ensuring adherence to the applicable regulatory requirements. To further strengthen compliance and oversight, the Company has deployed an IT-enabled system to monitor trading activities of insiders, enable system-driven disclosures and maintain a structured digital database of UPSI, thereby enhancing transparency, auditability and control.

Designated persons are periodically sensitised and trained on their obligations under the insider trading framework, including trading restrictions, disclosure requirements and the implications of non-compliance. All disclosures prescribed under the Regulations, including those relating to trading by insiders and pledge or release of promoter shareholdings, were duly submitted to the Stock Exchanges within the stipulated timelines.

The Company has complied with all applicable provisions of the Insider Trading Regulations during the year. The Audit Committee has reviewed the adequacy and effectiveness of the internal controls and systems established for the prevention of insider trading and is satisfied that these controls are operating effectively.

#### Vigil Mechanism/Whistle-Blower Policy

The Company has instituted a robust Vigil Mechanism and Whistle-Blower Policy, reflecting its unwavering commitment to the highest standards of ethics, integrity and corporate governance. The Policy provides a formal, secure and structured framework enabling Directors, employees and other stakeholders to report, in good faith, concerns

relating to unethical conduct, suspected or actual fraud, violations of the Company's Code of Conduct, or any other improper or unlawful activity. The Whistle-Blower Policy is available on the Company's website and can be accessed at: [https://www.ajantapharma.com/assets/frontend/images/investors/files/policies\\_and\\_codes/1778652299\\_Whistle-Blower-Policy-Feb-2023-1.pdf](https://www.ajantapharma.com/assets/frontend/images/investors/files/policies_and_codes/1778652299_Whistle-Blower-Policy-Feb-2023-1.pdf).

### Robust Whistle Blower Framework & Mechanism to raise concerns

The mechanism is designed to ensure strict confidentiality of disclosures, objective and time-bound investigation of complaints, and adequate safeguards against any form of retaliation or victimisation of the whistle blower. It also provides for direct and unhindered access to the Chairperson of the Audit Committee, thereby strengthening the independence, transparency and credibility of the process. The Company affirms that no individual has been denied access to the Audit Committee under this mechanism.

The Policy is periodically reviewed to ensure its continued relevance and effectiveness in line with evolving regulatory expectations and governance best practices.

During the year under review, no complaints were received under the Vigil Mechanism.

#### Details of Non-compliance

The Company has been fully compliant with all applicable capital market regulations. Furthermore, no penalties or strictures have been imposed on the Company by the Stock Exchanges, SEBI, or any other statutory authority in connection with any matter relating to the capital markets during the last three financial years.

#### Material subsidiary:

Ajanta Pharma USA Inc. continues to be a material subsidiary of the Company in accordance with the provisions of the Listing Regulations and the Company's Policy on Determining Material Subsidiaries.

Name of Material Subsidiary	Date of Incorporation	Place of Incorporation	Name of Statutory Auditor	Date of appointment of Statutory Auditor
Ajanta Pharma USA INC	07 December 2012	New Jersey, USA	KNAV PA	14 November 2019

Ms. Medha Joshi, Independent Director of the Company, has been nominated to the Board of Ajanta Pharma USA Inc., enabling effective oversight and alignment with the governance standards of the parent Company.

### Strong Oversight of Overseas Subsidiaries

The Company confirms that no loans or advances were extended by it or any of its subsidiaries to firms or companies in which Directors are interested. Further, there were no agreements requiring disclosure under Clause 5A of Paragraph A of Part A of Schedule III of the SEBI Listing Regulations during the year.

The Policy on Determining Material Subsidiaries, which outlines the governance framework, oversight mechanisms and compliance requirements applicable to material subsidiaries, is available on the Company's website at: [https://www.ajantapharma.com/assets/frontend/images/investors/files/policies\\_and\\_codes/PolicyonMaterialSubsidiaries.pdf](https://www.ajantapharma.com/assets/frontend/images/investors/files/policies_and_codes/PolicyonMaterialSubsidiaries.pdf).

#### Compliance with the Mandatory Requirements of the Listing Regulations

The Company has complied with and disclosed all the mandatory corporate governance requirements under Regulation 17 to 27 and 46(2) of the Listing Regulations.

During the financial year, there were no instances where the Board did not accept any recommendations made by its Committees.

#### Adoption of Non-Mandatory Requirements

Company has also adopted following non-mandatory requirements specified in Part E of Schedule II of the Listing Regulation

- **Communication to Members:**  
To enhance shareholder communication, the Company periodically shares financial performance highlights with its shareholders on a half-yearly basis, enabling them to remain informed about key developments and operational performance.
- **Audit Qualification:**  
The Company's standalone and consolidated financial statements for the year are unqualified, reflecting strong financial discipline, robust accounting practices and effective internal controls.
- **Reporting of Internal Auditors:**  
The Internal Auditor is a permanent invitee to the meetings of the Audit Committee and presents detailed audit reports covering observations, risk areas, process improvements and recommendations.

The Committee also reviews the status of implementation of corrective actions undertaken by the management, ensuring effective closure and continuous strengthening of internal controls.

## Report on Corporate Governance

### Public Deposits

The Company does not have any fixed deposit programme nor has any proposal involving mobilization of funds in India or abroad.

### Compliance management

The Company has implemented a structured compliance management system supported by a digital tool that enables systematic tracking of applicable laws and regulatory requirements across functions. The tool generates automated alerts and reminders to designated compliance owners, facilitating timely adherence and effective monitoring.

Periodic compliance reports generated through this system are placed before the Board of Directors on a quarterly basis, providing assurance on the Company's compliance status. This framework strengthens accountability, enhances transparency and supports a proactive compliance culture across the organisation.

### Total fees paid to all statutory auditors

Total fees for all services paid by the Company and its subsidiaries, on a consolidated basis, to the statutory auditor and all entities in the network firm/network entity of which the statutory auditor is a part, is mentioned in Notes to Accounts.

### Disclosures in relation to the Sexual Harassment of Women at Workplace (Prevention, Prohibition and Redressal) Act, 2013:

In accordance with the provisions of the Sexual Harassment of Women at Workplace (Prevention, Prohibition and Redressal) Act, 2013 and the Rules made thereunder, the Company has constituted Internal Complaints Committees (ICC) at appropriate locations. The ICCs include external members with relevant experience and expertise to ensure impartiality and fair handling of complaints.

The Company is committed to maintaining a safe, respectful and inclusive work environment and follows a zero-tolerance approach towards sexual harassment.

### Status of Complaints during the Year

Sr. No.	Particulars	No. of complaints
1.	Complaints pending at the beginning of the year	Nil
2.	Complaints received during the year	1
3.	Complaints disposed of during the year	Nil
4.	Complaints pending at the end of the year	1
5.	Cases pending for more than 90 days	Nil

### Certificate from Company Secretary in practice:

Practicing Company Secretary has certified that none of the Directors on the Board of the Company have been debarred or disqualified from being appointed or continuing as directors of companies by the Board/Ministry of Corporate Affairs or any such statutory authority. The same is annexed to this report.

### Certification by Managing Director & Chief Financial Officer (MD & CFO)

Certificate from MD and CFO pursuant to Regulation 17(8) of the Listing Regulations [Part B of Schedule II], is attached to this Report. MD and the CFO provide quarterly certification on financial results to the Board in terms of Regulation 33(2) of the Listing Regulations.

### Code of Conduct

The Company has laid down a "Code of Conduct" for all Board members and Senior Management Personnel. The members of the Board including Independent Directors and Senior Management Personnel of the Company have affirmed compliance with the Code of Conduct as on March 31, 2026.

Disclosures have also been received from the senior management that there were no transactions with the Company either by them or their relatives during the FY 2026, having potential conflict with the interests of the Company.

### Unclaimed Suspense Account

As per Regulation 39(4) and Schedule VI of the Listing Regulations, shares which remained unclaimed in the custody of the Company are required to be transferred to the Unclaimed Suspense Account opened by the Company.

Accordingly, details of the unclaimed shares lying in the Company's Unclaimed Suspense Account are as follows:

Particulars	No. of shareholders	No. of shares
Aggregate number of shareholders and the outstanding shares in the suspense account lying at the beginning of the year	3	2,625
Shareholders who approached the Company for transfer of shares from suspense account during the year	-	-
(Less): Number of shareholders to whom shares were transferred from suspense account during the year	-	-
(Less): Shares transferred to IEPF account	-	-
Aggregate number of shareholders and the outstanding shares in the suspense account lying at the end of the year	3	2,625

In compliance with the provisions of Section 124(5) and 124(6) of the Act and the applicable rules framed under the Investor Education and Protection Fund Authority (Accounting, Audit, Transfer and Refund) Rules, 2016 ("IEPF Rules"), the Company has transferred the shares, along with all benefits accrued thereon, to the Investor Education and Protection Fund Authority ("IEPF Authority"), where the dividends have remained unclaimed for a period of seven consecutive years or more.

### Transfer of 'Underlying Shares' to Investor Education and Protection Fund (IEPF) (in cases where dividends have remained unclaimed for a period of seven consecutive years):

As mandated under Section 124(6) of the Act read with the IEPF Rules, any unclaimed or unpaid dividend for seven consecutive years or more, along with the corresponding shares, must be transferred to the IEPF Authority after following the prescribed procedure.

Accordingly, the following dividend and underlying shares were transferred to the IEPF Authority during the financial year:

Financial year	Amount of unclaimed dividend transferred	Number of shares transferred
2018-19	9,41,598	6,625

Members whose shares/unclaimed dividends, etc. have been transferred to IEPF may claim the shares by making an application to IEPF Authority in Form IEPF-5 (available on [www.iepf.gov.in](http://www.iepf.gov.in)) along with requisite fee as decided by the Authority from time to time. The Member can file only one consolidated claim in a financial year as per the IEPF Rules and amendments thereto.

### Dividends remaining unpaid/unclaimed and the dates by which dividend and underlying shares will be transferred to IEPF is as under:

Financial Year	Date of declaration	Tentative date for transfer to IEPF
2019-2020 (Interim)	05.11.2019	11.12.2026
2020-2021 (Interim)	03.11.2020	09.12.2027
2021-2022 (Interim)	29.10.2021	04.12.2028
2022-2023 (Interim)	03.11.2022	09.12.2029
2023-2024 (1 <sup>st</sup> Interim)	27.07.2023	01.09.2030
2023-2024 (2 <sup>nd</sup> Interim)	31.01.2024	01.03.2031
2024-2025 (Interim)	28.10.2024	02.12.2031
2025-2026 (Interim)	03.11.2025	10.12.2032

Details of unclaimed dividends and shareholders whose shares are liable to be transferred to the IEPF Authority are also put on the Company's website. Shareholders who have not yet encashed their unclaimed/unpaid amounts are requested to correspond with the Company's RTA at the earliest to claim the same and avoid transfer of dividend and underlying shares to IEPF.

### Reconciliation of Share Capital Audit Report:

The Reconciliation of Share Capital Audit was carried out on a quarterly basis by M/s. Alwyn Jay & Co., Practising Company Secretaries, in accordance with Regulation 76 of the SEBI (Depositories and Participants) Regulations, 2018. The audit reconciled the total issued and paid-up equity share capital of the Company with the capital admitted with NSDL and CDSL and confirmed consistency with the records of the depositories. The said reports were duly submitted to the Stock Exchanges within the prescribed timelines.

### Disclosure of certain types of agreements binding listed entities

During the year, no such agreement has been entered into which required any disclosure under the Listing Regulations.

## Shareholders' Right



- To receive copies of the Annual Report, balance sheet and profit & loss account and auditor's report.
- To participate and vote in general meetings.
- To receive corporate benefits such as dividend, rights and bonus, once approved.

## Report on Corporate Governance

### Policies



Company has framed following policies and codes for setting up best corporate governance practices and for achieving the ultimate objective of maximising stakeholder value.

Name of the Policy/Code	Intranet/Internet (with weblink)
Code of Conduct for Directors & Senior Management	<a href="https://www.ajantapharma.com/assets/frontend/images/investors/files/policies_and_codes/CodeofConductforDirectorsandSeniorManagement.pdf">https://www.ajantapharma.com/assets/frontend/images/investors/files/policies_and_codes/CodeofConductforDirectorsandSeniorManagement.pdf</a>
Business Responsibility and Sustainability policies	<a href="https://ajantapharma.com//images/BusinessResponsibilityPolicies.pdf">https://ajantapharma.com//images/BusinessResponsibilityPolicies.pdf</a>
Ajanta Third-Party Code	<a href="https://ajantapharma.com//images/Third-Party-Code-of-Conduct.pdf">https://ajantapharma.com//images/Third-Party-Code-of-Conduct.pdf</a>
Code of Practices & Procedure for Fair Disclosure of UPSI	<a href="https://www.ajantapharma.com/assets/frontend/images/investors/files/policies_and_codes/FinalCodeofPracticesProcedureforFairDisclosure30102024.pdf">https://www.ajantapharma.com/assets/frontend/images/investors/files/policies_and_codes/FinalCodeofPracticesProcedureforFairDisclosure30102024.pdf</a>
Dividend distribution policy	<a href="https://www.ajantapharma.com/assets/frontend/images/investors/files/policies_and_codes/DividendPolicyAPL.pdf">https://www.ajantapharma.com/assets/frontend/images/investors/files/policies_and_codes/DividendPolicyAPL.pdf</a>
CSR Policy	<a href="https://www.ajantapharma.com/assets/frontend/images/investors/files/policies_and_codes/CSRPolicy2021.pdf">https://www.ajantapharma.com/assets/frontend/images/investors/files/policies_and_codes/CSRPolicy2021.pdf</a>
Policy for determination of materiality	<a href="https://www.ajantapharma.com/assets/frontend/images/investors/files/policies_and_codes/FinalPolicyfordeterminationofmateriality30102024.pdf">https://www.ajantapharma.com/assets/frontend/images/investors/files/policies_and_codes/FinalPolicyfordeterminationofmateriality30102024.pdf</a>
Policy for determining qualifications of Director	<a href="https://www.ajantapharma.com/assets/frontend/images/investors/files/policies_and_codes/PolicyfordeterminingqualificationsofDirector.pdf">https://www.ajantapharma.com/assets/frontend/images/investors/files/policies_and_codes/PolicyfordeterminingqualificationsofDirector.pdf</a>
Policy for remuneration of Directors & Employees	<a href="https://www.ajantapharma.com/assets/frontend/images/investors/files/policies_and_codes/PolicyforRemunerationofDirectorsandEmployees.pdf">https://www.ajantapharma.com/assets/frontend/images/investors/files/policies_and_codes/PolicyforRemunerationofDirectorsandEmployees.pdf</a>
Policy on Archival of Documents	<a href="https://www.ajantapharma.com/assets/frontend/images/investors/files/policies_and_codes/ed3a5c00-25bd-4cd8-a933-06d0be554702ArchivalPolicy.pdf">https://www.ajantapharma.com/assets/frontend/images/investors/files/policies_and_codes/ed3a5c00-25bd-4cd8-a933-06d0be554702ArchivalPolicy.pdf</a>
Policy on Material Subsidiaries	<a href="https://www.ajantapharma.com/assets/frontend/images/investors/files/policies_and_codes/PolicyonMaterialSubsidiaries.pdf">https://www.ajantapharma.com/assets/frontend/images/investors/files/policies_and_codes/PolicyonMaterialSubsidiaries.pdf</a>
Policy on Related Party Transactions	<a href="https://www.ajantapharma.com/assets/frontend/images/investors/files/policies_and_codes/PolicyonRelatedPartyTransactions.pdf">https://www.ajantapharma.com/assets/frontend/images/investors/files/policies_and_codes/PolicyonRelatedPartyTransactions.pdf</a>
Risk Management Policy	<a href="https://www.ajantapharma.com/assets/frontend/images/investors/files/policies_and_codes/RiskManagementPolicyAndPlan04112025.pdf">https://www.ajantapharma.com/assets/frontend/images/investors/files/policies_and_codes/RiskManagementPolicyAndPlan04112025.pdf</a>
Whistle-Blower Policy	<a href="https://www.ajantapharma.com/assets/frontend/images/investors/files/policies_and_codes/1778652299_Whistle-Blower-Policy-Feb-2023-1.pdf">https://www.ajantapharma.com/assets/frontend/images/investors/files/policies_and_codes/1778652299_Whistle-Blower-Policy-Feb-2023-1.pdf</a>
Policy on Board Diversity	<a href="https://www.ajantapharma.com/assets/frontend/images/investors/files/policies_and_codes/Policy-on-Board-Diversity.pdf">https://www.ajantapharma.com/assets/frontend/images/investors/files/policies_and_codes/Policy-on-Board-Diversity.pdf</a>
Risk Management Plan	<a href="https://www.ajantapharma.com/assets/frontend/images/investors/files/policies_and_codes/RiskManagementPolicyAndPlan04112025.pdf">https://www.ajantapharma.com/assets/frontend/images/investors/files/policies_and_codes/RiskManagementPolicyAndPlan04112025.pdf</a>
Ajanta's Code of Conduct for Insiders	On Intranet
Policy on Board evaluation	On Intranet
Policy on preservation of documents	On Intranet
Policy on Procedure for inquiry in case of leak of UPSI	On Intranet
Policy on Succession Plan	-
IP policy	-
Investment Policy	-
Policy on Internal Financial Controls	-

For and behalf of the Board of Directors

**Mannalal B. Agrawal**  
Chairman  
DIN: 00073828

Mumbai, 5 May 2026

## CERTIFICATE OF NON-DISQUALIFICATION OF DIRECTORS

(pursuant to Regulation 34(3) and Schedule V Para C clause (10)(i) of the SEBI (Listing Obligations and Disclosure Requirements) Regulations, 2015)

To,  
The Members

### Ajanta Pharma Limited

Ajanta Tower, 54-A, M VasANJI Road,  
Chakala MIDC, Chakala, Andheri (East),  
Mumbai - 400093

I/We have examined the relevant registers, records, forms, returns and disclosures received from the Directors of **AJANTA PHARMA LIMITED** having **CIN L24230MH1979PLC022059** and having registered office at Ajanta Tower, 54-A, M VasANJI Road, Chakala MIDC, Chakala, Andheri (East), Mumbai - 400093 (hereinafter referred to as 'the Company'), produced before me/us by the Company for the purpose of issuing this Certificate, in accordance with Regulation 34(3) read with Schedule V Para-C Sub clause 10(i) of the Securities Exchange Board of India (Listing Obligations and Disclosure Requirements) Regulations, 2015.

In my/our opinion and to the best of my/our information and according to the verifications (including Directors Identification Number (DIN) status at the portal [www.mca.gov.in](http://www.mca.gov.in)) as considered necessary and explanations furnished to me / us by the Company & its officers, I/We hereby certify that none of the Directors on the Board of the Company as stated below for the Financial Year ending on 31<sup>st</sup> March, 2026 have been debarred or disqualified from being appointed or continuing as Directors of companies by the Securities and Exchange Board of India, Ministry of Corporate Affairs or any such other Statutory Authority.

Sr. No.	Name of the Director	DIN	Designation	Date of Appointment in the Company
1.	Madhusudan Bhagwandas Agrawal	00073872	Whole Time Director	31/12/1979
2.	Rajesh Mannalal Agrawal	00302467	Whole Time Director	30/04/2013
3.	Mannalal Bhagwandas Agrawal	00073828	Director	31/12/1979
4.	Yogesh Mannalal Agrawal	00073673	Managing Director	01/04/2008
5.	David Paul Rasquinha	01172654	Independent Director	02/05/2024
6.	Medha Vinay Joshi	00328174	Independent Director	02/05/2024
7.	Simi Manoharlal Thapar	10470498	Independent Director	02/05/2024
8.	Rajesh Shashikant Dalal	03504969	Independent Director	02/05/2024

Ensuring the eligibility of for the appointment / continuity of every Director on the Board is the responsibility of the management of the Company. Our responsibility is to express an opinion on these based on our verification. This certificate is neither an assurance as to the future viability of the Company nor of the efficiency or effectiveness with which the management has conducted the affairs of the Company.

For **D. G. Prajapati & Associates**  
**Dharmendra G. Prajapati**

Proprietor  
C.P. No.: 4209  
F.C.S. 6567

UDIN: F006567H000252648

Date: 5 May 2026

Place: Mumbai

## Report on Corporate Governance

### DECLARATION PURSUANT TO SCHEDULE V OF THE LISTING REGULATIONS

In accordance with Regulation 26 (3) and Schedule V of the Listing Regulations with the Stock Exchanges, I hereby declare that the Directors and Senior Management of the Company have affirmed compliance with the Code of Conduct as applicable to them for the year ended 31 March 2026.

For **Ajanta Pharma Limited**

**Yogesh M. Agrawal**  
Managing Director  
DIN: 00073673

Mumbai, 5 May 2026

### CERTIFICATE PURSUANT TO REGULATION 17(8) OF THE LISTING REGULATIONS

We, Mr. Yogesh M. Agrawal, Managing Director and Mr. Arvind K. Agrawal, Chief Financial Officer hereby certify for the financial year ended 31 March 2026 that:

- (a) We have reviewed Ind AS financial statements and the cash flow statement for the year and that to the best of our knowledge and belief:
  - (i) these statements do not contain any materially untrue statement or omit any material fact or contain statements that might be misleading;
  - (ii) these statements together present a true and fair view of the Company's affairs and are in compliance with Ind AS, applicable laws and regulations.
- (b) There are, to the best of our knowledge and belief, no transactions entered into by the Company during the year which are fraudulent, illegal or violative of the Company's code of conduct.
- (c) We accept responsibility for establishing and maintaining internal controls for financial reporting and that we have evaluated the effectiveness of internal control systems of the Company pertaining to financial reporting and we have disclosed to the auditors and the Audit Committee, deficiencies in the design or operation of such internal controls, if any, of which we are aware and the steps we have taken or propose to take to rectify these deficiencies.
- (d) We have indicated to the auditors and the Audit committee:
  - (i) that there are no significant changes in internal control over financial reporting during the year;
  - (ii) that there are no significant changes in accounting policies during the year; and
  - (iii) that there are no instances of significant fraud of which we have become aware.

For **Ajanta Pharma Limited**

**Yogesh M. Agrawal**  
Managing Director  
DIN: 00073673

Mumbai, 5 May 2026

For **Ajanta Pharma Limited**

**Arvind K. Agrawal**  
Chief Financial Officer

### CERTIFICATE OF COMPLIANCE OF CONDITIONS OF CORPORATE GOVERNANCE

To,  
The Members of **AJANTA PHARMA LIMITED**,

1. We have examined the compliances of the conditions of Corporate Governance by AJANTA PHARMA LIMITED ("the Company") for the financial year ended 31<sup>st</sup> March, 2026, as prescribed in Regulations 17 to 27, clauses (b) to (i) of sub-regulation (2) of regulation 46 and paras C, D and E of Schedule V of SEBI (Listing Obligations and Disclosures Requirements) Regulations 2015 ('Listing Regulations').
2. The compliance of the conditions of Corporate Governance is the responsibility of the management. Our examination was limited to procedures and implementation thereof, adopted by the Company for ensuring the compliance of the conditions of Corporate Governance. It is neither an audit nor an expression of opinion on the financial statements of the Company.
3. In our opinion and to the best of our information and according to the explanations given to us and representations made by the Management, we certify that the Company has complied with the conditions of Corporate Governance as stipulated in the above-mentioned Listing Regulations.
4. We further state that such compliance is neither an assurance as to the future viability of the Company nor the efficiency or effectiveness with which the Management has conducted the affairs of the Company.

For **D. G. Prajapati & Associates**  
Sd/-

**Dharmendra G. Prajapati**  
Proprietor  
C.P. No.: 4209  
F.C.S. 6567  
UDIN : F006567H000268501

Date: 5 May 2026  
Place: Mumbai

# Business Responsibility and Sustainability Report



**Our efforts towards resource conservation remained focused and consistent, supported by initiatives across energy optimisation, waste reduction, and water conservation. We achieved meaningful reductions in Scope 1 and Scope 2 emissions, reduced waste intensity, and advanced circularity through responsible recycling and co-processing practices. Our transition from fossil fuels to biomass-based boiler systems has further strengthened the use of renewable biofuels across operations and reduced our carbon footprint.**

## Statement by Management

Dear Valued Partners,

As we reflect on another year of progress, we are pleased to present how Ajanta Pharma Limited (APL) has delivered on the aspirations embodied in our theme: 'Strong Performance, Accelerating Growth.' Our progress this year has been driven by a clear strategic direction and disciplined execution, enabling us to deliver strong business performance while remaining committed to responsible growth. Every milestone achieved reflects our focus on creating long-term value for stakeholders while strengthening the foundations for sustainable development.

In a rapidly evolving ESG landscape, we have remained steadfast in our commitment to integrating sustainability into business decisions and operations. We are pleased to share the meaningful progress made in strengthening our Environmental, Social, and Governance (ESG) initiatives and aligning our actions with sustainable development.

**During the year, we further strengthened our renewable energy portfolio with the commissioning of a 3.8 MW solar power plant. This increased our total installed renewable energy capacity to 16.6 MW, enabling renewable sources to meet 34% of our energy requirements. We remain on track to achieve our target of 70% renewable power by FY 2027.**

We also made substantial progress in advancing environmental sustainability across our operations. Our Effluent Treatment Plants (ETPs) were enhanced with advanced treatment technologies, supporting greater water reuse and operational efficiency. Beyond our manufacturing sites, we expanded our water conservation efforts to neighbouring communities, creating a conservation potential of 1.5 lakh KL. During the year, we also strengthened our sustainable product journey through life-cycle assessments of three key products and accelerated the adoption of aqueous coating processes, eliminating the use of solvents such as IPA and Dichloromethane.

Employee safety and wellbeing continue to be our top priority. We are proud to report zero workplace injuries and fatalities during the reporting period. Four of our major sites hold ISO 14001:2015 and ISO 45001:2018 certifications, reflecting our commitment to high standards of environmental management and occupational safety. We also advanced our inclusion agenda by integrating 25 specially-abled individuals into our workforce, while continued investments in learning, capability building, and employee engagement strengthened our human capital foundation.

Our commitment to ethical business conduct continues to be guided by a comprehensive Code of Conduct for Directors and employees, supported by strong corporate governance practices. We actively engage with our value chain partners through sustainability-focused interactions, encouraging the adoption of ESG-aligned practices across our broader ecosystem and reinforcing our belief that sustainable progress is built through collective effort.

Our stakeholder engagement approach continues to emphasise transparency, accountability, and integrity. We continue to strengthen relationships and enhance our sustainability journey by actively understanding stakeholder expectations and responding to evolving priorities. Our Corporate Social Responsibility (CSR) initiatives across healthcare, education, rural development, and sports remain aligned with our commitment to creating positive and lasting social impact.

Looking ahead, we remain committed to raising our sustainability ambitions, driving innovation across environmental impact areas, and delivering meaningful social initiatives. We thank you for your continued trust, support, and collaboration as we work together towards building a resilient and sustainable future.

Warm regards,

**Yogesh Agrawal**  
Managing Director

**Rajesh Agrawal**  
Jt. Managing Director

## Business Responsibility and Sustainability Report

### Section A: General Disclosures

#### I. Details of the Listed Entity

1. Corporate Identity Number (CIN)	L24230MH1979PLC022059	
2. Name of the Listed Entity	Ajanta Pharma Limited	
3. Date of Incorporation	1979-12-31	
4. Registered office address	Ajanta Tower, 54-A, M VasANJI Road, Chakala, Andheri (E), Mumbai 400 093, Maharashtra, India.	
5. Corporate Address	Same as above	
6. E-mail address	<a href="mailto:investorgrievance@ajantapharma.com">investorgrievance@ajantapharma.com</a>	
7. Telephone No.	022 60609000	
8. Website	<a href="http://www.ajantapharma.com">www.ajantapharma.com</a>	
9. Financial year for which reporting is being done	<b>Start Date</b>	<b>End Date</b>
	Current Financial Year	01-04-2025 31-03-2026
	Previous Financial Year	01-04-2024 31-03-2025
	Prior to Previous Financial year	01-04-2023 31-03-2024
10. Name of the Stock Exchange(s) where shares are listed	<b>Name of The Stock Exchange</b>	
	BSE Ltd.	
	National Stock Exchange of India Limited	
11. Paid-up Capital (in INR)	₹ 24.98 Cr.	
12. Name and contact details of the person who may be contacted in case of any queries on the BRSR report	<b>Name of the contact person</b>	Mr Gaurang Shah, Sr. VP – Legal and Company Secretary
	<b>Contact number of the contact person</b>	022 60609000
	<b>Email of the contact person</b>	<a href="mailto:investorgrievance@ajantapharma.com">investorgrievance@ajantapharma.com</a>
13. Reporting boundary - Are the disclosures under this report made on a standalone basis (i.e. only for the entity) or on a consolidated basis (i.e. for the entity and all the entities which form a part of its consolidated financial statements, taken together).	Consolidated basis	
14. Whether the company has undertaken reasonable assurance of the BRSR Core?	Yes	
15. Name of assurance provider	M/s. TUV India Private Limited	
16. Type of assurance obtained	Reasonable Assurance of BRSR Core Indicators Limited assurance of remaining part of BRSR	

Note: All the quantitative disclosures are on consolidated basis, unless otherwise specified.

#### II. Products/Services

##### 17. Details of business activities (accounting for 90% of the turnover)

Description of main activity	Description of business activity	% of Turnover of the entity
Pharmaceutical formulations	Manufacture and sale of pharmaceutical products	100%

##### 18. Products/Services sold by the entity (accounting for 90% of the entity's Turnover)

Product/Service	NIC Code	% of total Turnover contributed
Pharmaceutical products	210002	100%

### III. Operations

#### 19. Number of locations where plants and/or operations/offices of the entity are situated

Location	Number of plants	Number of offices	Total
National	7	9	16
International	0	7*	7*

Note: \*Apart from these we have presence in 23 countries through our promotional agents, distributors and supervisors but we don't have physical offices there.

#### 20. Markets served by the entity

##### i. Number of locations

Location	Number of plants
National (No. of States)	28 states and 8 UTs
International (No. of Countries)	33+

##### ii. What is the contribution of exports as a percentage of the total turnover of the entity?

69% of the total turnover is contributed by exports.

##### iii. A brief on types of customers

Customers are the key stakeholders for the Company. Our customers include C&F Agents, distributors, stockists, healthcare professionals, hospitals, government institutions, pharmacists, and consumers.

### IV. Employees

#### 21. Details as at the end of Financial Year

##### i. Employees (including differently abled)

Particulars	Total (A)	Male		Female		Other Gender	
		No. (B)	% (B/A)	No. (C)	% (C/A)	No. (D)	% (D/A)
Permanent (E)	10299	9637	93.57	662	6.43	0	0.00
Other than Permanent (F)	105	103	98.10	2	1.90	0	0.00
<b>Total employees (E+F)</b>	<b>10404</b>	<b>9740</b>	<b>93.62</b>	<b>664</b>	<b>6.38</b>	<b>0</b>	<b>0.00</b>

##### ii. Workers (including differently abled)

Particulars	Total (A)	Male		Female		Other Gender	
		No. (B)	% (B/A)	No. (C)	% (C/A)	No. (D)	% (D/A)
Permanent (E)	122	122	100.00	0	0.00	0	0.00
Other than Permanent (F)	2680	2404	89.70	276	10.30	0	0.00
<b>Total workers (E+F)</b>	<b>2802</b>	<b>2526</b>	<b>90.15</b>	<b>276</b>	<b>9.85</b>	<b>0</b>	<b>0.00</b>

##### iii. Differently abled Employees

Particulars	Total (A)	Male		Female		Other Gender	
		No. (B)	% (B/A)	No. (C)	% (C/A)	No. (D)	% (D/A)
Permanent (E)	10	9	90.00	1	10.00	0	0.00
Other than Permanent (F)	0	0	0.00	0	0.00	0	0.00
<b>Total employees (E+F)</b>	<b>10</b>	<b>9</b>	<b>90.00</b>	<b>1</b>	<b>10.00</b>	<b>0</b>	<b>0.00</b>

## Business Responsibility and Sustainability Report

### iv. Differently abled Workers

Particulars	Total (A)	Male		Female		Other Gender	
		No. (B)	% (B/A)	No. (C)	% (C/A)	No. (D)	% (D/A)
Permanent (E)	1	1	100.00	0	0.00	0	0.00
Other than Permanent (F)	14	14	100.00	0	0.00	0	0.00
<b>Total workers (E+F)</b>	<b>15</b>	<b>15</b>	<b>100.00</b>	<b>0</b>	<b>0.00</b>	<b>0</b>	<b>0.00</b>

Note: The employee data presented in BRSR is on a standalone basis.

### 22. Participation/Inclusion/Representation of women

	Total (A)	No. of Female (B)	% (B/A) of Females
Board of Directors	8	2	25.00
Key Management Personnel	2	0	0.00

Notes: KMP is other than Board

### 23. Turnover rate for permanent employees and workers

	FY 2025-2026		FY 2024-2025		FY 2023-2024	
	Permanent Employees	Permanent Workers	Permanent Employees	Permanent Workers	Permanent Employees	Permanent Workers
Male %	19.00	0.00	18.00	4.00	23.00	1.00
Female %	16.00	0.00	19.00	0.00	18.00	0.00
Other Gender %	0.00	0.00	0.00	0.00	0.00	0.00
<b>Total %</b>	<b>18.00</b>	<b>0.00</b>	<b>18.00</b>	<b>4.00</b>	<b>23.00</b>	<b>1.00</b>

Note: The data represented here is on a standalone basis.

## V. Holding, Subsidiary & Assoc. Companies (including joint ventures)

### 24. Names of holding / subsidiary / associate companies / joint ventures

Name of the holding / subsidiary / associate companies / joint ventures (A)	Indicate whether holding/ Subsidiary/ Associate/ Joint Venture	% of shares held by listed entity	Entity indicated at col A, participate in the Business Responsibility initiatives of the listed entity?
Ajanta Pharma USA Inc	Subsidiary	100	Yes
Ajanta Pharma Philippines Inc	Subsidiary	100	Yes
Ajanta Pharma Mauritius Limited	Subsidiary	100	Yes
Ajanta Pharma Nigeria Limited	Subsidiary	100	Yes
Ajanta Pharma Ireland Limited	Subsidiary	100	Yes

## VI. CSR Details

### 25. Enter details for Corporate Social Responsibility (CSR)

#### i. Whether CSR is applicable as per section 135 of Companies Act, 2013

Yes

#### ii. Turnover (In INR)

₹ 5,452.86 Cr.

#### iii. Net worth (In INR)

₹ 4,527.09 Cr.

## VII. Transparency and Disclosures Compliances

### 26. Complaints on any of the principles (Principles 1 to 9) under the National Guidelines on Responsible Business Conduct.

Stakeholder group from whom the complaint is received	Grievance Redressal Mechanism in place	Web-link for grievance redress policy	FY 2025-2026			FY 2024-2025		
			No. of complaints filed during current year	No. of complaints pending resolution at close in current year	Remark	No. of complaints filed during current year	No. of complaints pending resolution at close in current year	Remark
Communities	Yes	Communities can raise their grievance through the concerned Plant head or CSR head.	0	0	Nil	0	0	Nil
Shareholders & Investors	Yes	(i) <a href="mailto:investorgrievance@ajantapharma.com">investorgrievance@ajantapharma.com</a> (ii) <a href="mailto:mt.helpdesk@in.mpms.mufig.com">mt.helpdesk@in.mpms.mufig.com</a>	2	0	Nil	5	0	Nil
Employees & workers	Yes	(i) <a href="mailto:grievanceredressal.ho@ajantapharma.com">grievanceredressal.ho@ajantapharma.com</a> (ii) <a href="mailto:grievanceredressal.arc@ajantapharma.com">grievanceredressal.arc@ajantapharma.com</a> (iii) <a href="https://www.ajantapharma.com/assets/frontend/images/investors/files/policies_and_codes/1778652299_Whistle-Blower-Policy-Feb-2023-1.pdf">https://www.ajantapharma.com/assets/frontend/images/investors/files/policies_and_codes/1778652299_Whistle-Blower-Policy-Feb-2023-1.pdf</a>	1	1	1 complaint was received on 30th March 2026 and was closed as the complaint was not pursued.	0	0	Nil
Customers	Yes	(i) <a href="mailto:product.complaint@ajantapharma.com">product.complaint@ajantapharma.com</a> (ii) <a href="http://www.ajantapharma.com/ajanta/Contact">www.ajantapharma.com/ajanta/Contact</a>	190	18	Under Investigation stage	183	17	Nil
Value Chain Partners	Yes	Can raise their grievance to the concerned functional heads or location head.	0	0	Nil	0	0	Nil



Ajanta is Great Place To Work®-Certified™ in India for the 4th year in a row (Feb 2026-2027)



Ajanta's Guwahati Facility recognised as 'Best Establishment for providing Welfare Amenities to Employees' by Government of Assam (November 2025)

## Business Responsibility and Sustainability Report

### 27. Overview of the entity's material responsible business conduct issues

Please indicate material responsible business conduct and sustainability issues pertaining to environmental and social matters that present a risk or an opportunity to your business, rationale for identifying the same, approach to adapt or mitigate the risk along-with its financial implications.

Material issue identified	Indicate whether risk or opportunity	Rationale for identifying risk/opportunity	In case of risk, approach to adapt or mitigate	Financial implications of the risk or opportunity
Water Conservation & Management	Risk	Water is a critical operational input. Increasing water scarcity due to climate change, reduced groundwater levels, and disrupted rainfall patterns poses threat to the pharmaceutical manufacturing.  Improper effluent treatment carries environmental liability risk, affecting both biodiversity and surrounding communities.	<ul style="list-style-type: none"> <li>Implemented rainwater harvesting systems and groundwater recharge initiatives at all manufacturing sites.</li> <li>Deployed Zero Liquid Discharge (ZLD) systems and treat and reuse wastewater for non-process purposes (e.g., gardening, cooling for all sites).</li> <li>Monitored water intensity regularly and set reduction targets aligned with industry benchmarks.</li> </ul>	<p><b>Negative</b></p> <p>Regulatory penalties, rising insurance premiums and surcharges, and production disruptions directly increase costs and compress margins.</p>
Energy Efficiency and Management	Risk & Opportunity	Company's manufacturing operations are dependent on purchased electricity and fossil fuels, exposing the Company to Scope 2 emissions and energy cost volatility.  Rising global energy prices and tightening environmental regulations around fossil fuel create transition risk for companies that delay the shift to renewables.  Suboptimal energy usage in manufacturing processes leads to enhanced operational costs.	<ul style="list-style-type: none"> <li>Accelerated adoption of renewable energy (especially solar) across manufacturing and corporate sites.</li> <li>Put up solar energy plants and thereby increased the share of renewable energy in the total consumption, to 39%.</li> <li>Targeted to raise it to 50% by FY 2027 with base line year of FY 2021-22 with the solar plants under installation.</li> <li>Implemented energy audits and deploy energy-efficient equipment and building systems.</li> </ul>	<p><b>Positive</b></p> <p>Reduced energy consumption lowers energy costs and exposure to price volatility, directly improving EBITDA and operating profit margins.</p> <p>Reduced fossil fuel consumption leads to reduction in emission and the company's carbon footprint and gives fillip to the sustainable practices. While access to lower-cost ESG-linked financing and a broader investor base further reduces the overall cost of capital</p> <p><b>Negative</b></p> <p>Rising fuel costs, higher energy costs due to suboptimal use, costs of delayed transition lead to higher operational costs.</p>

Material issue identified	Indicate whether risk or opportunity	Rationale for identifying risk/opportunity	In case of risk, approach to adapt or mitigate	Financial implications of the risk or opportunity
Product development, Innovation and Pricing	Opportunity	Innovation in product design, formulation, process chemistry, and packaging can provide the company a competitive, cost advantage. Strategic entry into specialized therapies and niche drugs creates portfolio diversification and affordability and meet expectation from healthcare professionals, and consumers.	<ul style="list-style-type: none"> <li>Allocated dedicated budgets for R&amp;D programs and innovation.</li> <li>Thrust on new product development, first-mover strategy and development of novel drug delivery system for meeting patient expectations.</li> <li>Entered 2 new therapeutic segments, gynaecology and nephrology for expanding business and augmenting revenue.</li> </ul>	<p><b>Positive</b></p> <p>New market entry and higher sales volumes in existing markets for augmenting revenue and profit margins as also lowering manufacturing costs.</p>
Waste Management	Risk & Opportunity	Improper disposal of hazardous waste carries regulatory, legal, and reputational risks.  Expanding Extended Producer Responsibility (EPR) regulations for plastic and e-waste are adding new compliance obligations and associated costs.	<ul style="list-style-type: none"> <li>Invested in solvent recovery and reuse technologies to reduce hazardous waste output.</li> <li>Established a formal mechanism for the safe disposal of expired medicines and waste.</li> <li>Conducted regular waste audits and tracked waste intensity metrics against industry benchmarks.</li> </ul>	<p><b>Positive</b></p> <p>Lower raw material and disposal costs can improve gross margins and reduce environmental impact.</p> <p><b>Negative</b></p> <p>Regulatory actions for improper waste management.</p>
Product Quality and safety	Risk & Opportunity	In the pharmaceutical sector, product quality and safety are non-negotiable. Any compromise can result in patient safety, regulatory action, and irreversible reputational damage.  Non-adherence to regulatory specifications (e.g., CDSCO, USFDA, WHO-GMP) can lead to product recalls, license withdrawals, and loss of goodwill.  Superior quality standards give competitive advantage and builds reputation amongst the stakeholders.	<ul style="list-style-type: none"> <li>Maintained robust quality management systems (QMS) aligned with international GMP standards across all manufacturing units.</li> <li>Conducted regular audits and pharmacovigilance reviews.</li> <li>Strengthened quality control at each stage of the value chain – from raw material sourcing to distribution.</li> </ul>	<p><b>Positive</b></p> <p>Strong brand equity built on quality and efficacy supports better pricing, customer loyalty, and sustained long-term revenue growth.</p>
Occupational Health & Safety	Risk	Incidents of workplace injuries disrupt production efficiency and adversely impact employee morale.  Lapse of safety protocols increase medical and compensatory payouts, raise insurance premiums, regulatory investigations and adversely impact business reputation.	<ul style="list-style-type: none"> <li>Implemented and enforced a comprehensive occupational health and safety (OHS) management system aligned with ISO 45001.</li> <li>Conducted regular safety audits, risk assessments, and drills across all manufacturing locations.</li> <li>Provided mandatory safety training to all employees and onsite contractors.</li> <li>Promoted awareness campaigns and established zero-tolerance safety policies.</li> </ul>	<p><b>Positive</b></p> <p>Highest health, safety standards and protocols maintained in all the manufacturing units have culminated into Zero workplace injuries and safety hazards, which in turn has led to high production efficiency and negligible disruptions.</p>

Business Responsibility and Sustainability Report

Material issue identified	Indicate whether risk or opportunity	Rationale for identifying risk/opportunity	In case of risk, approach to adapt or mitigate	Financial implications of the risk or opportunity
Employee/ Worker learning and development	Opportunity	Upskilling and reskilling of employees across functions – from manufacturing to R&D and sales – is critical to maintaining operational efficiency and adapting to evolving industry demands. A skilled and motivated workforce is a source of competitive advantage, particularly in a knowledge-intensive sector like pharmaceuticals. Workforce development programs also create meaningful social impact by enhancing the employability and livelihoods of employees from rural and semi-urban backgrounds.	<ul style="list-style-type: none"> <li>Since this is primarily an opportunity, the focus is on maximizing impact through structured investment in the employee upskilling and development.</li> <li>Developed competency-based continuous learning programs and frameworks with clear milestones and development plans.</li> <li>Invested in both technical and soft-skills training, including digital literacy and leadership development.</li> </ul>	<b>Positive</b> Lower attrition reduces hiring and training costs. Motivated and engaged employees improve output quality and drive innovation that can create growth opportunities and strengthen long-term sustainability.
Employee Wellbeing	Opportunity	Employee wellbeing encompassing physical health, mental health, financial security, and work-life balance is increasingly recognized as a driver of organizational performance. Stakeholders have highlighted the need for comprehensive wellbeing programs, including counselling, mental health support, advanced medical screenings, and flexible work policies. The Company's positioning as an employer of choice in its operating regions depends significantly on the quality of its employee welfare initiatives.	<ul style="list-style-type: none"> <li>As an opportunity, the focus is on expanding and systematizing wellbeing programs.</li> <li>Extended medical insurance coverage to dependent family members and reviewed insurance benefit structures periodically.</li> <li>Engagement initiatives enhanced collaboration, morale boosting, and retention.</li> <li>Town halls improved strategic alignment and transparency.</li> <li>Learning initiatives strengthened capability, safety, and operational excellence.</li> <li>Increased female representation and inclusive hiring strengthened Diversity, Equity &amp; Inclusion.</li> </ul>	<b>Positive</b> Maintaining a strong employer brand lowers recruitment, hiring, and training costs and attracts higher-calibre talent. Company has been reckoned as "Best Place to Work", 4 <sup>th</sup> year in a row by Great Place to Work endorses all the initiatives taken by the Company towards employee wellbeing.

Material issue identified	Indicate whether risk or opportunity	Rationale for identifying risk/opportunity	In case of risk, approach to adapt or mitigate	Financial implications of the risk or opportunity
Supply Chain Management	Risk & Opportunity	Ajanta Pharma's supply chain encompasses suppliers, distributors, stockiests – all of whom are critical to product availability, quality, and reach. Supply chain disruptions due to climate events, geopolitical factors, or supplier defaults can significantly impact production continuity and supply of finished products. An optimal, resilient supply chain with diversified suppliers facilitates strong business continuity and competitive advantage.	<ul style="list-style-type: none"> <li>Diversified the supplier base to reduce concentration risk and maintain dual/multi-sourcing strategies for critical raw materials.</li> <li>Implemented a formal supplier ESG assessment framework.</li> <li>Developed business continuity plans (BCPs) for key supply chain nodes to manage disruption scenarios.</li> <li>Strengthened relationships with suppliers, distributors and other partners for quality-driven product distribution.</li> </ul>	<b>Positive</b> Compliance with international standards unlocks regulated markets penetration, diversification and growing revenue. Helps avert any significant disruption in production in case of an unplanned exigency. <b>Negative</b> Unplanned production halts, supplier concentration risk, and shared liability exposure can reduce production output, increase input costs, trigger customer penalties or lost contracts, and expose the Company to fines and reputational damage, thereby compressing margins and profitability.
Human Rights Protection	Risk	Human rights violations during manufacturing and other operations or within the supply chain can invite regulatory action, and severe reputational damage. Non-compliance with national and international human rights frameworks causes legal and operational risk.	<ul style="list-style-type: none"> <li>Conducted supply chain human rights due diligence and included human rights clauses in vendor and partner contracts.</li> <li>Ensured full compliance with POSH policy and established a confidential grievance redressal mechanism for employees.</li> <li>Created awareness in the procurement and HR teams for identifying and reporting human rights concerns.</li> </ul>	<b>Negative</b> Legal costs, reputational harm, and high employee turnover can increase the cost of capital, inflate HR and compensation costs, disrupt operations.
Business Ethics	Risk & Opportunity	Ethical conduct underpins the long-term viability of company's business across all stakeholder relationships – from consumers to regulators and value chain partners. Reputational Risk, corruption, and fraud emerged as the three most material ethical risks in the materiality assessment, rated highly across all stakeholder groups. Strong ethical governance is an opportunity to build a competitive moat.	<ul style="list-style-type: none"> <li>Maintained and periodically updated a comprehensive Code of Ethics and Business Conducts adherence of which is mandatory for all employees and partners.</li> <li>Implemented and promoted a confidential whistleblower mechanism with non-retaliation assurances.</li> </ul>	<b>Positive</b> High ethical standards enhance trust, loyalty, brand equity and goodwill culminating into higher consumer preference, as well as enhanced confidence of all the stakeholders. <b>Negative</b> Enforcement actions, loss of reputation and adverse impact on business.



Ajanta wins 'Excellence in Sustainability' Award at the India Pharma Awards 2025 (November 2025)

Business Responsibility and Sustainability Report

Material issue identified	Indicate whether risk or opportunity	Rationale for identifying risk/opportunity	In case of risk, approach to adapt or mitigate	Financial implications of the risk or opportunity
Corporate Governance & Risk Management	Risk & Opportunity	Compliance with laws and regulations is fundamental to maintaining a strong corporate governance framework, ensuring seamless operations, and creating long-term value for stakeholders.  Ethical breaches or non-compliance can erode stakeholder trust, damage employee morale, lead to regulatory actions, and negatively affect financial performance	<ul style="list-style-type: none"> <li>We maintain a strict zero-tolerance policy for any ethical lapses or breaches of business integrity, thereby reducing the risk of reputational damage and regulatory actions.</li> <li>Code of Conduct for Directors and Senior Management sets clear expectations for ethical behaviour and avoiding conflicts of interest.</li> <li>Regular internal communications and awareness programs on ethics standards and compliance systems reinforce our commitment to uphold the integrity of our operations.</li> </ul>	<p><b>Positive</b></p> <p>Compliance with regulatory framework gives competitive advantage in augmenting sales on a sustainable basis. It also lifts brand equity.</p> <p><b>Negative</b></p> <p>Non-compliance with regulatory framework affect the Company's brand image, loss of business and hamper growth in the long-term.</p>
Data Protection & Prevention of misuse	Risk	Data breaches and confidentiality flaunting can result in loss of professional trust, and regulatory actions under applicable data protection laws.  Rapid digitalization of operations, including MIS systems and sales force automation, increases the Company's cyber-attack surface.  Stakeholders particularly regulators and the sales organization have highlighted data security and cybersecurity as a growing area of concern.	<ul style="list-style-type: none"> <li>Implemented a comprehensive data governance and cybersecurity framework aligned with ISO 27001 or equivalent standards.</li> <li>Conducted regular penetration testing, vulnerability assessments, and cyber-risk simulations.</li> <li>Established data protection and management framework under the DPDP law.</li> <li>Developed a formal incident response plan for data breaches, including notification protocols.</li> </ul>	<p><b>Negative</b></p> <p>Data protection lapses, leaked formulations or pipeline data, and ransomware or system outages can impose, erode competitive advantage disrupt production, and cause significant revenue loss.</p>



Ajanta recognized with 'Mahatma Award for ESG Excellence' (Oct 2025)

Section B: Management & Process Disclosures

I. Policy and management processes

#	Disclosure Questions	P1	P2	P3	P4	P5	P6	P7	P8	P9
1	a. Whether your entity's policy/policies cover each principle and its core elements of the NGRBCs b. Has the policy been approved by the Board c. Weblink of the policy, if available					Yes				
		<a href="https://www.ajantapharma.com/assets/frontend/images/investors/files/policies_and_codes/BusinessResponsibilityPolicies.pdf">https://www.ajantapharma.com/assets/frontend/images/investors/files/policies_and_codes/BusinessResponsibilityPolicies.pdf</a>								
2	Whether the entity has translated the policy into procedures					Yes				
3	Do the enlisted policies extend to your value chain partners?									
4	Name of the national and international codes / certifications / labels / standards (e.g. Forest Stewardship Council, Fairtrade, Rainforest Alliance, Trustee) standards (e.g. SA 8000, OHSAS, ISO, BIS) adopted by your entity and mapped to each principle.		cGMP standards, CDSCO: India, USFDA, ISO 9001:2015, WHO	ISO 45001:2018, Great place to work		Great place to work	ISO 14001:2015			CDSCO : India, ISO 9001:2015

5. Specific commitments, goals and targets set by the entity with defined timelines, if any

- Continue for additional 4 formulation products, revision of processes from Non-Aqueous Coating to Aqueous Coating thereby removing use of solvent like IPA & Dichloromethane
- Undertake Life Cycle Assessment of 2 key products in FY 2027
- Achieve use of renewable power up to 50 % by FY 2027 and 100% by FY 2032.
- Reduce Scope 1 and Scope 2 emissions by 20 % by March 2027.
- Achieve 25 % water conservation project in rural areas by FY 27.
- Reduce waste per unit of production by 10% by FY 2027.
- Digitalisation to reduce paper waste by 80% by FY 2027.
- Targeting to achieve 20,000 tree plantations by FY 2027.
- Continue for inclusion of specially abled people at operation site, add 15 more people by FY 2027.
- Maintain Zero Loss Time Accident during FY 2027.
- Minimum 36 no of programs for Employee skill development in FY 2027.
- Conduct minimum 24 of Employee Engagement activities in FY 2027.
- Ensure zero child labour and forced labour across the organisation and by VCPs
- Conduct 3 training programs on human rights and POSH in FY 2027.
- Implementation of DPDP compliance framework in the organisation.

## Business Responsibility and Sustainability Report

### 6. Performance of the entity against the specific commitments, goals and targets set by the entity with defined timelines, if any.

- Invested about 3.2% of our R&D spend to minimise environmental impact and sustainable product development.
- Around 6 of our products shifted from Non-Aqueous Coating to Aqueous Coating thereby removing use of solvent like IPA & Dichloromethane
- Achieved this by optimising batch cycles, reducing solvent use through improved energy efficiency, and minimising the packaging of some products.
- Completed life cycle assessments of three major products.
- Achieved 39 % use of green energy till Mar' 26.
- Achieved 7% energy reduction by expanding EC fan installation for AHU. Reduce CO2 by 1382 MTCO2e / annual & achieved saving potential of 2.4 Cr/annum
- Installed Levitation chiller at PTN plant reducing 30 % direct energy need and achieved potential saving of Rs. 2.0 Cr/annum & CO2 reduction of 2670 MT/annum.
- Installed Dehumidifier with steam coil replacing electrical heaters and achieved potential saving of Rs. 2.1 Cr/annum, Reduce CO2 2908 MTCO2e /annum
- Achieved 8 % reduction in waste generation quantity considering per unit of production.
- Reduced Scope 1 and Scope 2 emissions by 24 % during year.
- Implemented water conservation project created 1.5 Lac KL water conservation potential in rural area in Marathawada region.
- Included 25 specially abled person in day to day activities giving them equal opportunity.
- Undertook initiatives for employee well-being
- Training and skill development programs conducted
- Taken steps to improve gender diversity
- Employee engagement initiatives conducted
- Implemented DPDP law, tightened cyber security and data protection
- Conducted materiality assessment

### II. Governance, leadership and oversight

#### 7. Statement by director responsible for the business responsibility report highlighting ESG related challenges, targets and achievements.

Director's message is given at the beginning of this report

#### 8. Details of the highest authority responsible for implementation and oversight of the Business Responsibility policy (ies).

The Sustainability Council, supported by the CSR & Sustainability Committee, governs the Company's Business Responsibility policies. Together, they steer ESG strategy, drive accountability, and oversee the progress of sustainability initiatives organisation wide.

#### 9. Does the entity have a specified Committee of the Board/ Director responsible for decision making on Sustainability related issues?

Yes.

If yes, provide details

The Company has established the Sustainability Council and the CSR & Sustainability Committee as its nodal governance bodies for ESG – collectively responsible for reviewing strategies, programmes, policies, disclosures, and overall sustainability goals and tracking performance.

The Sustainability Council comprises key functional leaders who drive day-to-day sustainability decisions, assess ESG progress and initiate new actions. The CSR & Sustainability Committee provides quarterly oversight of ESG performance, while the Board conducts an annual review of overall sustainability outcomes – ensuring structured accountability at every level of governance.

### 10. Details of Review of NGRBCs by the Company.

#	Subject for Review	Indicate whether review was undertaken by Director/ Committee of the Board/Any other Committee								
		P1	P2	P3	P4	P5	P6	P7	P8	P9
1	Performance against above policies and follow up action.	Sustainability Council and CSR & Sustainability Committees								
	Description of other committee for performance against above policies and follow up action	Performance against above policies is monitored and reviewed by the Sustainability Council and CSR & Sustainability Committee and they drive necessary actions								
2	Compliance with statutory requirements of relevance to the principles and rectification of any non-compliances	CSR & Sustainability Committee								
	Description of other committee for compliance with statutory requirements of relevance to the principles and rectification	Respective functional heads, in consultation with the Sustainability Council								
#	Subject for Review	Frequency (Annually / Half yearly /Quarterly/ Any other-please specify)								
		P1	P2	P3	P4	P5	P6	P7	P8	P9
3	Performance against above policies and follow up action	Monthly								
4	Compliance with statutory requirements of relevance to the principles and rectification of any non-compliances	Quarterly								

### 11. Has the entity carried out independent assessment/ evaluation of the working of its policies by an external agency?

#	Subject for Review	P1	P2	P3	P4	P5	P6	P7	P8	P9
1	Has the entity carried out independent assessment/ evaluation of the working	No	Yes	Yes	No	Yes	Yes	No	No	Yes
2	Name of agency		TUV India company conducted the ISO 9001:2015 certification audit	TUV company conducted the ISO 45001:2018 certification audit. Great place to work		Great place to work	TUV company conducted the ISO 14001:2015 certification audit			TUV India company conducted the ISO 9001:2015 certification audit

Business Responsibility and Sustainability Report

Section C: Principle wise performance disclosure

Principle 1: Businesses should conduct and govern themselves with integrity, and in a manner that is Ethical, Transparent and Accountable.

Essential Indicators

1. Percentage coverage by training and awareness programmes on any of the Principles during the financial year:

Segment	Total number of training and awareness programmes held	Topics/Principles covered under the training and its impact	%age of persons in respective category covered by awareness programmes
Board of Directors	6	P1 to P9 of BRSR	100
Key Managerial Personnel	5	P1 to P9 of BRSR	100
Employees other than BoD and KMPs	9633	P1 to P9 of BRSR	100
Workers	122	P1, P2, P3, P5 & P6	100

2. Details of fines / penalties /punishment/ award/ compounding fees/ settlement amount paid in proceedings (by the entity or by directors / KMPs) with regulators/ law enforcement agencies/ judicial institutions, in the financial year

i. Monetary: Penalty/ Fine

NGRBC Principle	Name of the Regulatory/ enforcement agencies/ judicial institutions	Amount (In INR)	Brief of the Case	Has an appeal been preferred?
Nil	N/A	0	N/A	No

ii. Monetary: Settlement

NGRBC Principle	Name of the Regulatory/ enforcement agencies/ judicial institutions	Amount (In INR)	Brief of the Case	Has an appeal been preferred?
Nil	N/A	0	N/A	No

iii. Monetary: Compounding fee

NGRBC Principle	Name of the Regulatory/ enforcement agencies/ judicial institutions	Amount (In INR)	Brief of the Case	Has an appeal been preferred?
Nil	N/A	0	N/A	No

iv. Non-Monetary: Imprisonment

NGRBC Principle	Name of the Regulatory/ enforcement agencies/ judicial institutions	Brief of the Case	Has an appeal been preferred?
Nil	N/A	N/A	No

v. Non-Monetary: Punishment

NGRBC Principle	Name of the Regulatory/ enforcement agencies/ judicial institutions	Brief of the Case	Has an appeal been preferred?
Nil	N/A	N/A	No

3. Of the instances disclosed in Question 2 above, details of the Appeal/ Revision preferred in cases where monetary or non-monetary action has been appealed.

Case Details	Name of the regulatory/enforcement agencies/ judicial institutions
Nil	Nil

4. Does the entity have an anti-corruption policy or anti-bribery policy?

Yes

The Company upholds a robust anti-corruption and anti-bribery framework, embedded across the following key governance documents:

- **Code of Conduct for Directors and Senior Management:** Affirms the Company’s commitment to ethical conduct and explicitly prohibits bribery and corruption in all third-party business dealings.
- **Ethics Policy:** Prohibits illegal and abusive practices, including bribery and corruption and governs conflicts of interest across employees, the supply chain, and business partners.
- **Third-Party Code of Conduct:** Requires value chain partners to uphold the ethical standards set out in the Code of Conduct and Ethics Policy, and to comply with applicable anti-corruption laws, industry standards, and regulatory requirements.
- **Human Resource Policy:** Classifies the solicitation or acceptance of bribes as serious misconduct and prohibits employees from accepting gifts or favours from suppliers or third parties.

Web link

- [https://www.ajantapharma.com/assets/frontend/images/investors/files/policies\\_and\\_codes/CodeofConductforDirectorsandSeniorManagement.pdf](https://www.ajantapharma.com/assets/frontend/images/investors/files/policies_and_codes/CodeofConductforDirectorsandSeniorManagement.pdf)
- [https://www.ajantapharma.com/assets/frontend/images/investors/files/policies\\_and\\_codes/BusinessResponsibilityPolicies.pdf](https://www.ajantapharma.com/assets/frontend/images/investors/files/policies_and_codes/BusinessResponsibilityPolicies.pdf)
- [https://www.ajantapharma.com/assets/frontend/images/investors/files/policies\\_and\\_codes/Third-Party-Code-of-Conduct.pdf](https://www.ajantapharma.com/assets/frontend/images/investors/files/policies_and_codes/Third-Party-Code-of-Conduct.pdf)

5. Number of Directors/KMPs/employees/workers against whom disciplinary action was taken by any law enforcement agency for the charges of bribery/ corruption

	FY 2025-2026	FY 2024-2025
Directors	Nil	Nil
KMPs		
Employees		
Workers		

6. Details of complaints with regard to conflict of interest:

	FY 2025-2026		FY 2024-2025	
	Number	Remark	Number	Remark
Number of complaints received in relation to issues of Conflict of Interest of the Directors	0	N/A	0	N/A
Number of complaints received in relation to issues of Conflict of Interest of the KMPs	0	N/A	0	N/A

7. Provide details of any corrective action taken or under way on issues related to fines / penalties / action taken by regulators/ law enforcement agencies/ judicial institutions, on cases of corruption and conflicts of interest.

None.

8. Number of days of accounts payables

	FY 2025-2026	FY 2024-2025
Number of days of accounts payables	64 days	63 days

## Business Responsibility and Sustainability Report

### 9. Open-ness of business – Provide details of concentration of purchases and sales with trading houses, dealers, and related parties along-with loans and advances & investments, with related parties, in the following format

#### i. Concentration of Purchases

Metrics	FY 2025-2026	FY 2024-2025
a. Purchases from trading houses as % of total purchases	0	0
b. Number of trading houses where purchases are made from	0	0
c. Purchases from top 10 trading houses as % of total purchases from trading houses	0	0

Note: There are no purchases from trading houses, in line with the definition of 'Trading House' in the industry standards issued by SEBI during the FY2024-25, based on the data available with the Company.

#### ii. Concentration of Sales

Metrics	FY 2025-2026	FY 2024-2025
a. Sales to dealer / distributors as % of total sales	96.85	98.70
b. Number of dealers / distributors to whom sales are made	103	99
c. Sales to top 10 dealers / distributors as % of total sales to dealers / distributors	40	41

#### iii. Share of RPTs in

Metrics	FY 2025-2026	FY 2024-2025
a. Purchases (Purchases from related parties as % of Total Purchases)	1.90%	1.29%
b. Sales (Sales to related parties as % of Total Sales)	0	0
c. Loans & advances given to related parties as % of Total loans & advances	0	0
d. Investments in related parties as % of Total Investments made	0	0

### Leadership Indicators

#### 1. Awareness programmes conducted for value chain partners on any of the Principles during the financial year.

Total number of awareness programmes held	Topics / Principles covered under the training	Percentage of value chain partners covered (by value of business done with such partners) under the awareness programmes
Two	During the year, the Company conducted capacity-building sessions for suppliers on BRSR Core Disclosures, deepening their understanding of the underlying principles and reporting requirements. These sessions reflect our ongoing commitment to equipping value chain partners with the knowledge needed to align with our ethical standards, while also creating a structured forum to clarify compliance expectations and foster greater transparency across the supply chain.	100

#### 2. Does the entity have processes in place to avoid / manage conflict of interests involving members of the Board?

Yes

The Company maintains robust policies and codes of conduct to identify, disclose, and manage conflicts of interest at the Board level ensuring personal interests never override institutional integrity.

- **Annual Declarations:** Directors and senior management submit annual disclosures of potential conflicts, reaffirming compliance with the Code of Conduct and governance standards. Changes in interest during the year must be reported on an ongoing basis.
- **Related Party Transactions (RPT) Policy:** Mandates prior Audit Committee and Board approval for all transactions involving Board members or their associated entities, in full compliance with Section 184 of the Companies Act, 2013 and SEBI LODR Regulations, 2015.
- **Board-Level Recusal Practice:** Directors with a declared interest must recuse themselves from related Board or Committee deliberations and voting, preserving decision-making independence.

### Principle 2: Businesses should provide goods and services in a manner that is sustainable and safe

#### Essential Indicators

#### 1. Percentage of R&D and capital expenditure (capex) investments in specific technologies to improve the environmental and social impacts of product and processes to total R&D and capex investments made by the entity, respectively.

	FY 2025-2026	FY 2024-2025	Details of improvements in environmental and social impacts
R&D	3.2%	15.0%	<ul style="list-style-type: none"> <li>The R&amp;D team has made significant investments in enhancing the environmental sustainability of key product formulations. Notably, nearly 10 products have been transitioned from non-aqueous to aqueous coating processes. This shift has effectively eliminated the need for solvents in the coating stage, resulting in reduced chemical usage and lower environmental footprint.</li> </ul>
Capex	72.4%	10.0%	<p>The Company has undertaken a wide range of initiatives aimed at improving its environmental impact, with measurable progress across energy, water, waste, and material efficiency domains.</p> <ul style="list-style-type: none"> <li>• <b>Renewable Energy Transition and Emissions Reduction</b> To reduce Scope 2 emissions, a 3.8 MW solar power plant was commissioned, increasing the company's total renewable energy capacity to 16.6 MW meeting 39% of Company's energy needs. This strategic shift towards clean energy significantly reduces dependence on grid electricity. Simultaneously, conventional fossil fuel based boilers were replaced with biomass-based systems, substantially lowering Scope 1 emissions and promoting the use of renewable biofuels.</li> <li>• <b>Enhanced Energy Efficiency</b> The Company continued its implementation of energy efficiency initiatives, including the installation of magnetic levitation chillers, electronically commutated (EC) fans, high-capacity dehumidifiers, and the development of energy-efficient buildings. These measures have contributed to lower energy consumption, improved operational efficiency, and a reduced environmental footprint.</li> <li>• <b>Water Conservation and Circular Water Use</b> The Company has strengthened water stewardship through the installation of condensate recovery systems, UF RO system at Plants and the reuse of treated wastewater in cooling tower operations. These initiatives have contributed to reduced freshwater consumption and promoted circular water use across operations.</li> <li>• <b>Sustainable Waste Management</b> The Company diverted 98 % hazardous waste for pre-processing, co-processing in the cement industry. This environmentally responsible disposal approach supports circular economy principles while ensuring safe and compliant waste management practices.</li> <li>• <b>Material Efficiency and Sustainable Packaging</b> The Company undertook initiatives to improve material efficiency by optimising packaging configurations to reduce plastic consumption and transitioning from HDPE drums to eco-friendly fibre-based containers. These measures support the adoption of more sustainable packaging practices.</li> </ul>

#### 2. Does the entity have procedures in place for sustainable sourcing?

Yes

#### What percentage of inputs were sourced sustainably?

100

#### 3. Describe the processes in place to safely reclaim your products for reusing, recycling and disposing at the end of life

##### i. Plastic (including packaging)

The Company operates structured waste management systems across all facilities. Plastic waste is recycled or co-processed based on its nature; reusable items such as drums and pallets are directed to scrap vendors for re-use or recycling. Non-hazardous waste including glass, metal scrap, wood waste, and boiler ash is sent to recyclers, cement kilns, or brick manufacturers. Approximately 99% of hazardous waste is co-processed or recycled through authorised agencies, with less than 1% going to landfill. Expired products are incinerated by authorised vendors in compliance with applicable environmental regulations.

## Business Responsibility and Sustainability Report

### ii. E-waste

E-waste is disposed of exclusively through authorised third-party recyclers in compliance with the E-Waste Management Rules, 2022, ensuring full traceability and regulatory adherence.

### iii. Hazardous waste

Expired or damaged medicine stock is reclaimed from stockists through a structured SOP-driven process and disposed of via certified incineration, in full compliance with regulatory and environmental guidelines.

### iv. Other waste

None

## 4. Whether Extended Producer Responsibility (EPR) is applicable to the entity's activities (Yes / No).

Yes

### Whether the waste collection plan is in line with the Extended Producer Responsibility (EPR) plan submitted to Pollution Control Boards?

Yes. The Company's waste collection plan is fully aligned with the EPR plan submitted to the Pollution Control Board (PCB), in compliance with the Plastic Waste Management Rules, 2016 and subsequent amendments. During FY 2025-26, the Company met its EPR targets through recycling and end-of-life disposal of plastic waste through authorised channels demonstrating consistent regulatory compliance and responsible producer stewardship.

## Leadership Indicators

### 1. Has the Company conducted Life Cycle Assessments (LCA) for its products /services?

Yes, we have completed LCA for three of our products during the year FY2026.

### 2. If there are any significant social or environmental concerns and/or risks arising from production or disposal of your products / services, as identified in the Life Cycle Perspective / Assessments (LCA) or through any other means, briefly describe the same along-with action taken to mitigate the same

Name of the Product/Service	Description of the risk/concern	Action Taken
None	Nil	Nil

There were no significant social or environmental concerns raised from the LCA analysis of our three API products

### 3. Percentage of recycled or reused input material to total material (by value) used in production (for manufacturing industry) or providing services (for service industry).

Indicate input material	FY 2025-2026	FY 2024-2025
Nil	0	0

Not applicable. As in the pharmaceutical industry, we can't use recycled or reused input materials in the manufacturing process due to contamination issues as well as its nature of products.

### 4. Of the products and packaging reclaimed at end of life of products, amount (in metric tonnes) reused, recycled, and safely disposed, as per the following format.

Particulars	FY 2025-2026			FY 2024-2025		
	Re-used	Recycled	Safely Disposed	Re-used	Recycled	Safely Disposed
Plastics (including packaging)	0	0	-	0	0	0
E Waste	0	0	-	0	0	0
Hazardous waste	0	0	654 MT	0	0	618 MT

### 5. Reclaimed products and their packaging materials (as percentage of products sold) for each product category.

Indicate product category	Reclaimed products and their packaging materials as % of total products sold in respective category
0	0

## Principle 3: Businesses should respect and promote the well-being of all employees, including those in their value chains

### Essential Indicators

#### 1. Details of measures for the well-being of employees and workers.

##### a. % of employees covered

Category	Total (A)	Health insurance		Accident insurance		Maternity benefits		Paternity Benefits		Day Care facilities	
		Number (B)	% (B/A)	Number (C)	% (C/A)	Number (D)	% (D/A)	Number (E)	% (E/A)	Number (F)	% (F/A)
<b>Permanent employees</b>											
Male	9637	9637	100	9637	100	0	0	0	0	9637	100
Female	662	662	100	662	100	662	100	0	0	662	100
Other Gender	0	0	0	0	0	0	0	0	0	0	0
<b>Total</b>	<b>10299</b>	<b>10299</b>	<b>100</b>	<b>10299</b>	<b>100</b>	<b>662</b>	<b>6.43</b>	<b>0</b>	<b>0</b>	<b>10299</b>	<b>100</b>
<b>Other than permanent employees</b>											
Male	103	103	100	103	100	0	0	0	0	103	100
Female	2	2	100	2	100	2	100	0	0	2	100
Other Gender	0	0	0	0	0	0	0	0	0	0	0
<b>Total</b>	<b>105</b>	<b>105</b>	<b>100</b>	<b>105</b>	<b>100</b>	<b>2</b>	<b>1.9</b>	<b>0</b>	<b>0</b>	<b>105</b>	<b>100</b>

##### b. % of workers covered

Category	Total (A)	Health insurance		Accident insurance		Maternity benefits		Paternity Benefits		Day Care facilities	
		Number (B)	% (B/A)	Number (C)	% (C/A)	Number (D)	% (D/A)	Number (E)	% (E/A)	Number (F)	% (F/A)
<b>Permanent workers</b>											
Male	122	122	100	122	100	0	0	0	0	0	0
Female	0	0	0	0	0	0	0	0	0	0	0
Other Gender	0	0	0	0	0	0	0	0	0	0	0
<b>Total</b>	<b>122</b>	<b>122</b>	<b>100</b>	<b>122</b>	<b>100</b>	<b>0</b>	<b>0</b>	<b>0</b>	<b>0</b>	<b>0</b>	<b>0</b>
<b>Other than permanent workers</b>											
Male	2404	2404	100	2404	100	0	0	0	0	0	0
Female	276	276	100	276	100	276	100	0	0	276	100
Other Gender	0	0	0	0	0	0	0	0	0	0	0
<b>Total</b>	<b>2680</b>	<b>2680</b>	<b>100</b>	<b>2680</b>	<b>100</b>	<b>276</b>	<b>10.3</b>	<b>0</b>	<b>0</b>	<b>276</b>	<b>10.3</b>

##### c. Spending on measures towards well-being of employees and workers (including permanent and other than permanent) in the following format:

	FY 2025-2026	FY 2024-2025
Cost incurred on wellbeing measures as a % of total revenue of the company	0.22	0.22

Note: The employee and worker data is on a standalone basis.

#### 2. Details of retirement benefits.

Benefits	FY 2025-2026			FY 2024-2025		
	No. of employees covered as a % of total employees	No. of workers covered as a % of total workers	Deducted and deposited with the authority	No. of employees covered as a % of total employees	No. of workers covered as a % of total workers	Deducted and deposited with the authority
PF	100	100	Yes	100	100	Yes
Gratuity	100	100	Yes	100	100	Yes
ESI	100	100	Yes	100	100	Yes

Note: The data represented is on a standalone basis.

## Business Responsibility and Sustainability Report

3. Accessibility of workplaces. Are the premises / offices of the entity accessible to differently abled employees and workers, as per the requirements of the Rights of Persons with Disabilities Act, 2016? If not, whether any steps are being taken by the entity in this regard.

Yes

4. Does the entity have an equal opportunity policy as per the Rights of Persons with Disabilities Act, 2016?

Yes

If yes, provide a web-link to the policy

[https://www.ajantapharma.com/assets/frontend/images/investors/files/policies\\_and\\_codes/BusinessResponsibilityPolicies.pdf](https://www.ajantapharma.com/assets/frontend/images/investors/files/policies_and_codes/BusinessResponsibilityPolicies.pdf)

5. Return to work and Retention rates of permanent employees and workers that took parental leave.

Gender	Permanent Employees		Permanent Workers	
	Return to work rate	Retention rate	Return to work rate	Retention rate
Male	0	0	0	0
Female	100%	100%	100%	100%
Other Gender	0	0	0	0
<b>Total</b>	<b>100</b>	<b>100</b>	<b>100</b>	<b>100</b>

Note: The data represented is on a standalone basis.

6. Mechanism to receive and redress grievances

i. Is there a mechanism available to receive and redress grievances for the following categories of employees and worker?

Yes

ii. If yes, give details of the mechanism in brief.

	Is mechanism available?	Details of Mechanism in brief
Permanent workers	Yes	The Company maintains a multi-channel grievance redressal framework to ensure every employee can raise concerns safely, confidentially, and without fear of retaliation.
Other than Permanent workers	Yes	<ul style="list-style-type: none"> <li><b>Open Door Policy:</b> Employees may directly approach their line manager or HR Business Partner to raise and resolve concerns without procedural barriers.</li> <li><b>Human Rights Committee:</b> Oversees the fair and timely resolution of human rights-related grievances across the organisation.</li> </ul>
Permanent Employees	Yes	<ul style="list-style-type: none"> <li><b>POSH Framework:</b> The Internal Complaints Committee (ICC) manages all sexual harassment complaints under the POSH Act, 2013, ensuring impartial and confidential resolution.</li> </ul>
Other than Permanent Employees	Yes	<ul style="list-style-type: none"> <li><b>Suggestion Boxes:</b> Installed at all plants and sites, offering employees an anonymous channel to raise concerns on health, safety, and working conditions.</li> <li><b>Whistle-Blower Policy (Vigil Mechanism):</b> Enables confidential reporting of fraud, corruption, or policy violations, with full protection against retaliation and escalation.</li> <li><b>HR Helpdesk:</b> A dedicated channel for employees to seek guidance on workplace concerns and entitlements, enabling early resolution before issues escalate.</li> <li><b>Works Committees / Shop-Floor Representatives:</b> At manufacturing sites, frontline workers can raise grievances on working conditions, safety, and welfare through designated shop-floor representatives.</li> </ul>

7. Membership of employees and worker in association(s) or Unions recognised by the listed entity.

i. Total Permanent Employees

Category	FY 2025-2026			FY 2024-2025		
	Total employees (A)	No. of employees who are part of association(s) or Union (B)	% (B/A)	Total employees (C)	No. of employees who are part of association(s) or Union (D)	% (D/C)
Male	9637	0	0	8936	0	0
Female	662	0	0	585	0	0
Other Gender	0	0	0	0	0	0
<b>Total</b>	<b>10299</b>	<b>0</b>	<b>0</b>	<b>9521</b>	<b>0</b>	<b>0</b>

ii. Total Permanent Workers

Category	FY 2025-2026			FY 2024-2025		
	Total employees (A)	No. of employees who are part of association(s) or Union (B)	% (B/A)	Total employees (C)	No. of employees who are part of association(s) or Union (D)	% (D/C)
Male	122	114	93.44	107	99	92.52
Female	0	0	0.00	0	0	0.00
Other Gender	0	0	0.00	0	0	0.00
<b>Total</b>	<b>122</b>	<b>114</b>	<b>93.44</b>	<b>107</b>	<b>99</b>	<b>92.52</b>

Note: The data represented is on a standalone basis.

8. Details of training given to employees and workers.

i. Employees - FY 2025-2026

Category	Total (A)	On Health and safety measures		On Skill upgradation	
		No. (B)	% (B/A)	No. (C)	% (C/A)
Male	9637	9637	100	9637	100
Female	662	662	100	662	100
Other Gender	0	0	0	0	0
<b>Total</b>	<b>10299</b>	<b>10299</b>	<b>100</b>	<b>10299</b>	<b>100</b>

ii. Employees - FY 2024-2025

Category	Total (A)	On Health and safety measures		On Skill upgradation	
		No. (B)	% (B/A)	No. (C)	% (C/A)
Male	8936	8936	100	8936	100
Female	585	585	100	585	100
Other Gender	0	0	0	0	0
<b>Total</b>	<b>9521</b>	<b>9521</b>	<b>100</b>	<b>9521</b>	<b>100</b>



Ajanta presented with 'Industry 4.0 Initiatives' and 'Environmental Consciousness' awards by Chamber of Marathwada Industries & Agriculture (CMIA) (April 2025)

Business Responsibility and Sustainability Report

iii. Workers – FY 2025-2026

Category	Total (A)	On Health and safety measures		On Skill upgradation	
		No. (B)	% (B/A)	No. (C)	% (C/A)
Male	122	122	100	122	100
Female	0	0	0	0	0
Other Gender	0	0	0	0	0
<b>Total</b>	<b>122</b>	<b>122</b>	<b>100</b>	<b>122</b>	<b>100</b>

iv. Workers – FY 2024-2025

Category	Total (A)	On Health and safety measures		On Skill upgradation	
		No. (B)	% (B/A)	No. (C)	% (C/A)
Male	107	107	100	107	100
Female	0	0	0	0	0
Other Gender	0	0	0	0	0
<b>Total</b>	<b>107</b>	<b>107</b>	<b>100</b>	<b>107</b>	<b>100</b>

Note: The data represented is on a standalone basis.

9. Details of performance and career development reviews of employees

i. Employees

Category	FY 2025-2026			FY 2024-2025		
	Total (A)	No. (B)	% (B/A)	Total (D)	No. (E)	% (E/D)
Male	9637	9637	100	8936	8936	100
Female	662	662	100	585	585	100
Other Gender	0	0	0	0	0	0
<b>Total</b>	<b>10299</b>	<b>10299</b>	<b>100</b>	<b>9521</b>	<b>9521</b>	<b>100</b>

ii. Workers

Category	FY 2025-2026			FY 2024-2025		
	Total (A)	No. (B)	% (B/A)	Total (D)	No. (E)	% (E/D)
Male	122	122	100	107	107	100
Female	0	0	0	0	0	0
Other Gender	0	0	0	0	0	0
<b>Total</b>	<b>122</b>	<b>122</b>	<b>100</b>	<b>107</b>	<b>107</b>	<b>100</b>

Note: The data represented is on a standalone basis.

10. Health and safety management system.

i. Whether an occupational health and safety management system has been implemented by the entity?

Yes

If yes, the coverage such system?

Yes. The Company has implemented a robust Occupational Health and Safety (OHS) management system across its operations. All manufacturing facilities are certified under ISO 45001, reflecting the Company’s commitment to maintaining the highest standards of workplace safety. The OHS system covers 100% of the entity’s workforce encompassing both regular employees and contractual workers ensuring that safety protocols, risk assessments, and preventive measures are applied uniformly across all levels of the organisation.

ii. What are the processes used to identify work-related hazards and assess risks on a routine and non-routine basis by the entity?

Yes. The Company has established a dedicated Standard Operating Procedure (SOP) for the systematic identification, assessment, and mitigation of Environment, Health & Safety (EHS) risks across all workplace activities. The SOP provides a structured framework to reduce identified risks to acceptable levels through strengthening existing controls or implementing new preventive measures and clearly delineates roles and responsibilities to ensure consistent and accountable implementation. The process is applied across all operational areas, ensuring no activity or function is outside the scope of EHS risk management.

iii. Whether you have processes for workers to report the work-related hazards and to remove themselves from such risks

Yes. The Company conducts daily Toolbox Talks across all departments, led by department heads, to reinforce safety awareness and address workplace-specific EHS concerns. These structured sessions serve as a two-way communication forum where workmen actively participate, share on-ground observations, and contribute suggestions for continuous safety improvements. This practice embeds a culture of proactive safety consciousness at every level of the workforce, ensuring that safety remains a daily priority and not a periodic exercise.

iv. Do the employees/ worker of the entity have access to non-occupational medical and healthcare services?

Yes, employees have access to non-occupational medical and healthcare services via the medical insurance.

11. Details of safety related incidents, in the following format.

Safety Incident/Number	FY 2025-2026		FY 2024-2025	
	Employees	Workers	Employees	Workers
Lost Time Injury Frequency Rate (LTIFR) (per one million-person hours worked)	0	0	0.07	0
Total recordable work-related injuries	0	0	1	0
No. of fatalities	0	0	0	0
High consequence work related injury or ill-health (excluding fatalities)	0	0	0	0

12. Describe the measures taken by the entity to ensure a safe and healthy workplace.

In our Company, the health, safety, and well-being of every employee is a non-negotiable commitment. The Company has implemented comprehensive Health & Safety systems across all plants underpinned by robust policies, procedures, and a multi-pronged approach spanning risk identification, employee training, emergency preparedness, and continuous improvement. The Company strives to eliminate occupational hazards across all functions and locations, ensuring a safe working environment regardless of role or geography. Periodic assessments are conducted to gauge system effectiveness, with corrective and preventive actions taken to drive ongoing improvement in EHS performance.

13. Number of Complaints on the following made by employees and workers.

	FY 2025-2026			FY 2024-2025		
	Filed during the year	Pending resolution at the end of year	Remarks	Filed during the year	Pending resolution at the end of year	Remarks
Working Conditions	1	1	Nil	0	0	Nil
Health & Safety	0	0	Nil	0	0	Nil

14. Assessments for the year

	% of your plants and offices that were assessed (by entity or statutory authorities or third parties)
Health and safety practices	100
Working Conditions	100

## Business Responsibility and Sustainability Report

15. Provide details of any corrective action taken or underway to address safety-related incidents (if any) and on significant risks / concerns arising from assessments of health & safety practices and working conditions.

Not applicable

### Leadership Indicators

1. Does the entity extend any life insurance or any compensatory package in the event of death.

Employees	Yes
Workers	Yes

2. Provide the measures undertaken by the entity to ensure that statutory dues have been deducted and deposited by the value chain partners.

The Company has established robust mechanisms to ensure timely deduction and deposit of all applicable statutory dues both within its own operations and across its value chain, in compliance with prevailing regulations. Adherence to statutory obligations is reviewed periodically as part of internal and statutory audits, reinforcing a culture of financial discipline and regulatory accountability. Value chain partners are expected to uphold the same standards of transparency, compliance, and responsible business conduct.

3. Provide the number of employees / workers having suffered high consequence work related injury / ill-health / fatalities (as reported in Q11 of Essential Indicators above), who have been are rehabilitated and placed in suitable employment or whose family members have been placed in suitable employment

	FY 2025-2026		FY 2024-2025	
	Employees	Workers	Employees	Workers
Total no. of affected employees/ workers.	0	0	0	0
No. of employees/workers that are rehabilitated and placed in suitable employment or whose family members have been placed in suitable employment	0	0	0	0

4. Does the entity provide transition assistance programs to facilitate continued employability and the management of career endings resulting from retirement or termination of employment?

Yes

5. Details on assessment of value chain partners.

	% of value chain partners (by value of business done with such partners) that were assessed
Health and safety practices	100
Working Conditions	100

6. Provide details of any corrective actions taken or underway to address significant risks / concerns arising from assessments of health and safety practices and working conditions of value chain partners.

The Company conducts regular training and awareness sessions for value chain partners to strengthen their understanding of, and adherence to, requisite health & safety standards. Onsite assessments carried out for critical and strategic suppliers during the year revealed no major risks or concerns with respect to health & safety practices or working conditions reflecting the effectiveness of the Company's supplier engagement and capacity-building initiatives. Findings from these assessments are used to guide targeted interventions and further raise the bar on supply chain EHS compliance.

## Principle 4: Businesses should respect the interests of and be responsive to all its stakeholders

### Essential Indicators

1. Describe the processes for identifying key stakeholder groups of the entity.

Ajanta Pharma maintains a structured stakeholder engagement process to identify, understand, and respond to the needs of those who impact or are impacted by its business. Through this process, the Company has identified seven key stakeholder groups: customers, employees, suppliers and vendors, regulators, business partners, local communities, and investors/shareholders. The Company engages with each group on a regular basis to identify material ESG issues, address expectations, and build long-term relationships grounded in trust, transparency, and shared value.

2. List stakeholder groups identified as key for your entity and the frequency of engagement with each stakeholder group.

Stakeholder Group	Whether identified as Vulnerable & Marginalised Group	Details of Other Channels of communication	Details of Other Frequency of engagement	Purpose and scope of engagement including key topics and concerns raised during such engagement
Employees	No	Direct and other communication mechanisms	On-going	<ul style="list-style-type: none"> <li>Empower employees to voice ideas and concerns through open, accessible feedback channels.</li> <li>Drive motivation, engagement, and recognition to enhance productivity and reduce attrition.</li> <li>Proactively address concerns on health &amp; safety, working conditions, and well-being.</li> <li>Identify training needs and gather policy feedback to support growth and continuous improvement.</li> </ul>
Customers (Health care professionals, Dealers & Distributors)	No	E-mails, Meetings and Website	On-going	<ul style="list-style-type: none"> <li>Deepen therapy area knowledge and communicate quality, compliance, and pharmacovigilance commitments to support informed prescribing.</li> <li>Gather feedback on product quality, availability, and service to drive continuous improvement.</li> <li>Strengthen dealer and distributor partnerships through transparent communication, collaborative planning, and timely issue resolution.</li> <li>Align channel partners with ethical marketing practices and responsible business conduct standards.</li> </ul>
Regulators	No	Meetings and other communication mechanisms	Need based	<ul style="list-style-type: none"> <li>Proactively address regulatory issues and demonstrate adherence to applicable laws and best practices across all geographies.</li> <li>Engage with drug authorities on product approvals, pharmacovigilance, post-market surveillance, and regulatory inspections.</li> <li>Collaborate on science-based industry standards and support policy dialogue on public health and access to medicines.</li> <li>Communicate ESG performance, governance practices, and sustainability disclosures to relevant statutory bodies.</li> </ul>
Suppliers and Vendors	No	E-mails and meetings	On-going	<ul style="list-style-type: none"> <li>Build trust-based partnerships and optimise supply chain efficiency through joint planning and performance reviews.</li> <li>Ensure supply continuity and mitigate disruption, delay, and quality risks through proactive monitoring.</li> <li>Assess compliance with EHS, labour, and ethical standards; build capability on BRSR and responsible sourcing.</li> <li>Align suppliers with the Company's quality, regulatory, and sustainability commitments, including responsible and local procurement.</li> </ul>
Business Partners (third party manufacturers)	No	E-mails and meetings	Need based	<ul style="list-style-type: none"> <li>Foster strategic partnerships through shared accountability, transparency, and joint performance reviews.</li> <li>Ensure GMP compliance, product quality, and supply resilience through regular audits and proactive risk planning.</li> <li>Assess compliance with EHS, labour, and ethical conduct standards at all manufacturing sites.</li> <li>Align partners with sustainability and BRSR commitments; build capability through training and knowledge sharing.</li> </ul>

## Business Responsibility and Sustainability Report

Stakeholder Group	Whether identified as Vulnerable & Marginalised Group	Details of Other Channels of communication	Details of Other Frequency of engagement	Purpose and scope of engagement including key topics and concerns raised during such engagement
Local Communities and NGOs	Yes	Directly or through CSR implementation partners	On-going	<ul style="list-style-type: none"> <li>Build trust through transparent communication and inclusive community engagement.</li> <li>Collaborate with NGOs on CSR initiatives in healthcare, education, and livelihoods.</li> <li>Address community concerns on environmental impact and support local economic development.</li> <li>Monitor CSR outcomes to ensure measurable and meaningful social impact.</li> </ul>
Investors / Shareholders	No	E-mail, Newspaper Advertisement, Website, Annual General Meetings, Disclosures to Stock Exchanges and Investor Meetings/Calls/Conferences	Need based and Quarterly	<ul style="list-style-type: none"> <li>Enhance investor confidence through timely, transparent financial and non-financial disclosures.</li> <li>Align business strategy with long-term shareholder value and sustainable growth.</li> <li>Ensure equitable treatment of all shareholders</li> <li>Communicate ESG performance and engage proactively through AGMs, investor meets, and analyst calls.</li> <li>Ensure quick resolution of investor grievance to boost confidence.</li> </ul>

### Leadership Indicators

**1. Provide the processes for consultation between stakeholders and the Board on economic, environmental, and social topics or if consultation is delegated, how is feedback from such consultations provided to the Board.**

The Company prioritises open, structured engagement with stakeholders on economic, environmental, and social matters, with functional department heads serving as direct points of contact for their respective stakeholder groups. The Company has conducted a comprehensive stakeholder engagement and materiality assessment to identify key sustainability issues, evaluate associated risks, and develop appropriate mitigation strategies. Material topics were assessed based on their significance to the Company's strategic objectives and stakeholder interests and following stakeholder consultations, a finalised list of material issues was presented to the Board for review and further action.

**2. Whether stakeholder consultation is used to support the identification and management of environmental and social topics?**

Yes

If so, provide details of instances as to how inputs received from stakeholders on these topics were incorporated into policies and activities of the entity.

Stakeholder consultation is integral to the Company's approach to identifying and managing material environmental and social issues. The Company actively engages with stakeholders to surface the most pressing sustainability topics, which are then prioritised based on their significance to the Company's strategic objectives and stakeholder interests. The finalised material topics are validated by key departments and senior management before being presented to the Board for approval and implementation.

**3. Provide details of instances of engagement with and actions taken to address the concerns of vulnerable / marginalised stakeholder groups.**

The Company is committed to the well-being of vulnerable and marginalised communities, channelling its CSR efforts through Samta Foundation and Mamta Foundation and partnership with other implementation agencies. Programmes are focused on underserved rural and tribal populations, spanning healthcare, education, and community development. Samta Foundation and Mamta Foundation leads impactful healthcare interventions including cataract surgeries, eye and skin camps, and support for rural patients visiting city hospitals through the provision of meals and shelter. Complementary initiatives by other implementation partners address education and healthcare needs of marginalised groups. For a detailed account of the Company's CSR initiatives, refer to the Annual Report and CSR Report.

## Principle 5: Businesses should respect and promote Human Rights

### Essential Indicators

**1. Employees and workers who have been provided training on human rights issues and policy(ies) of the entity**

**i. Employees**

Category	FY 2025-2026			FY 2024-2025		
	Total (A)	No. of employees covered (B)	% (B/A)	Total (C)	No. of employees covered (D)	% (D/C)
Permanent	10299	10299	100	9521	9521	100
Other than permanent	105	105	100	115	115	100
<b>Total Employees</b>	<b>10404</b>	<b>10404</b>	<b>100</b>	<b>9636</b>	<b>9636</b>	<b>100</b>

**ii. Workers**

Category	FY 2025-2026			FY 2024-2025		
	Total (A)	No. of workers covered (B)	% (B/A)	Total (C)	No. of workers covered (D)	% (D/C)
Permanent	122	122	100	107	107	100
Other than permanent	2680	2680	100	2494	2494	100
<b>Total Workers</b>	<b>2802</b>	<b>2802</b>	<b>100</b>	<b>2601</b>	<b>2601</b>	<b>100</b>

Note: The data represented is on a standalone basis.

**2. Details of minimum wages paid to employees and workers**

**i. Employees - FY 2025-2026**

Location	Total (A)	Equal to Minimum Wage		More than Minimum Wage	
		No. (B)	% (B/A)	No. (C)	% (C/A)
Total Permanent	10299	0	0	10299	100
Permanent Male	9637	0	0	9637	100
Permanent Female	662	0	0	662	100
Permanent Other Gender	0	0	0	0	0
Total Other than Permanent	105	0	0	105	100
Other than Permanent Male	103	0	0	103	100
Other than Permanent Female	2	0	0	2	100
Other than Permanent Other Gender	0	0	0	0	0

**ii. Employees - FY 2024-2025**

Location	Total (A)	Equal to Minimum Wage		More than Minimum Wage	
		No. (B)	% (B/A)	No. (C)	% (C/A)
Total Permanent	9521	0	0	9521	100
Permanent Male	8936	0	0	8936	100
Permanent Female	585	0	0	585	100
Permanent Other Gender	0	0	0	0	0
Total Other than Permanent	115	0	0	115	100
Other than Permanent Male	114	0	0	114	100
Other than Permanent Female	1	0	0	1	100
Other than Permanent Other Gender	0	0	0	0	0

Business Responsibility and Sustainability Report

iii. Workers – FY 2025-2026

Location	Total (A)	Equal to Minimum Wage		More than Minimum Wage	
		No. (B)	% (B/A)	No. (C)	% (C/A)
Total Permanent	122	0	0	122	100
Permanent Male	122	0	0	122	100
Permanent Female	0	0	0	0	0
Permanent Other Gender	0	0	0	0	0
Total Other than Permanent	2680	2680	100	0	0
Other than Permanent Male	2404	2404	100	0	0
Other than Permanent Female	276	276	100	0	0
Other than Permanent Other Gender	0	0	0	0	0

iv. Workers – FY 2024-2025

Location	Total (A)	Equal to Minimum Wage		More than Minimum Wage	
		No. (B)	% (B/A)	No. (C)	% (C/A)
Total Permanent	107	0	0	107	100
Permanent Male	107	0	0	107	100
Permanent Female	0	0	0	0	0
Permanent Other Gender	0	0	0	0	0
Total Other than Permanent	2494	0	0	0	0
Other than Permanent Male	2290	0	0	0	0
Other than Permanent Female	204	0	0	0	0
Other than Permanent Other Gender	0	0	0	0	0

3. Details of remuneration/salary/wages

i. Median remuneration / wages:

	Male		Female		Other Gender	
	Number	Median remuneration/salary/wages (in ₹)	Number	Median remuneration/salary/wages (in ₹)	Number	Median remuneration/salary/wages (in ₹)
Board of Directors (BoD)	8	10,11,16,133	2	9,89,000	0	0
Key Managerial Personnel	2	183,82,047	0	0	0	0
Employees other than BoD and KMP	9633	5,60,039	662	6,99,786	0	0
Workers	122	9,01,951	0	0	0	0

Note: Median remuneration of Whole Time Directors has been included in Board of Directors. As such, Median remuneration of KMP comprise only of CFO & CS



Ajanta's Pithampur facility presented with 'Environmental Excellence Award' by Government of Madhya Pradesh (June 2025)

ii. Gross wages paid to females

	FY 2025-2026	FY 2024-2025
Gross wages paid to females	668602887	566915147
Total Wages	9298101157	7894828044
Gross wages paid to females as % of total wages	7.19	7.18

Note: The data is reported on a standalone basis and is based on the CTC of staff.

4. Do you have a focal point (Individual/ Committee) responsible for addressing human rights impacts or issues caused or contributed to by the business?

Yes

5. Describe the internal mechanisms in place to redress grievances related to human rights issues.

The Company recognises human rights as a core organisational value and is committed to upholding, protecting, and promoting them across all aspects of its business and employment practices. The Company maintains a zero-tolerance stance against all forms of forced labour, child labour, human trafficking, slavery, and physical, sexual, psychological, or verbal abuse with strict policies in place to prevent and address any such violations. To ensure effective grievance redressal, the Company has established the Internal Complaints Committee (ICC) for complaints under the POSH Act, 2013 providing employees with accessible, confidential, and impartial mechanisms to raise and resolve concerns.

6. Number of Complaints on the following made by employees and workers

Particulars	FY 2025-2026			FY 2024-2025		
	Filed during the year	Pending resolution at the end of year	Remarks	Filed during the year	Pending resolution at the end of year	Remarks
Sexual Harassment	1	1	1 complaint was received on 30th March 2026 and was closed as the complaint was not pursued.	0	0	Nil
Discrimination at workplace	0	0	Nil	0	0	Nil
Child Labour	0	0	Nil	0	0	Nil
Forced Labour/ Involuntary Labour	0	0	Nil	0	0	Nil
Wages	0	0	Nil	0	0	Nil
Other human rights related issues	0	0	Nil	0	0	Nil

7. Complaints filed under the Sexual Harassment of Women at Workplace (Prevention, Prohibition and Redressal) Act, 2013, in the following format:

	FY 2025-2026	FY 2024-2025
Total Complaints reported under Sexual Harassment on of Women at Workplace (Prevention, Prohibition and Redressal) Act, 2013 (POSH)	1	0
Female employees/ workers	662	0
Complaints on POSH as a % of female employees / workers	0.15	0.0
Complaints on POSH upheld	0	0

## Business Responsibility and Sustainability Report

### 8. Mechanisms to prevent adverse consequences to the complainant in discrimination and harassment cases.

The company has implemented Internal Complaints Committees (ICCs) at every location to actively investigate and resolve complaints related to discrimination and sexual harassment. Under the Sexual Harassment policy, employees are guaranteed protection from reprisals, retaliation, or coercion when they file a complaint, and managers are held accountable for ensuring that every case is addressed promptly, fairly, and transparently.

### 9. Do human rights requirements form part of your business agreements and contracts?

Yes

### 10. Assessment for the year

	% of your plants and offices that were assessed (by entity or statutory authorities or third parties)
Sexual Harassment	100
Discrimination at workplace	100
Child Labour	100
Forced Labour/Involuntary Labour	100
Wages	100

### 11. Provide details of any corrective actions taken or underway to address significant risks / concerns arising from the assessments at Question 10 above.

No significant risks/concerns were identified during the assessments and hence no corrective action was needed.

### Leadership Indicators

#### 1. Details of a business process being modified / introduced as a result of addressing human rights grievances/complaints.

The existing processes and redressals mechanisms were considered sufficient and effective. Hence, no processes were introduced or modified.

#### 2. Details of the scope and coverage of any Human rights due-diligence conducted.

The Company has not undertaken formal human rights due diligence. However, its policies embody human rights principles, and all employees and value chain members are expected to adhere to them. Further, grievance redressal system is in place to address any grievance or concerns raised w.r.t. violation of human rights.

#### 3. Is the premise/office of the entity accessible to differently abled visitors, as per the requirements of the Rights of Persons with Disabilities Act, 2016?

Yes

#### 4. Details on assessment of value chain partners

	% of value chain partners (by value of business done with such partners) that were assessed
Sexual Harassment	100
Discrimination at workplace	100
Child Labour	100
Forced Labour/Involuntary Labour	100
Wages	100

#### 5. Provide details of any corrective actions taken or underway to address significant risks / concerns arising from the assessments at Question 4 above.

NA

## Principle 6: Businesses should respect and make efforts to protect and restore the environment

### Essential Indicators

#### 1. Total energy consumption

##### i. Revenue from operations (in ₹)

	FY 2025-2026	FY 2024-2025
Revenue from operations (in ₹)	5,452.86	4648.10 Cr.

##### ii. Whether total energy consumption and energy intensity is applicable to the company?

Yes

##### iii. Details of total energy consumption (in Joules or multiples) and energy intensity

###### From renewable sources

Parameter	Units	FY 2025-2026	FY 2024-2025
Total electricity consumption (A)	Gigajoule (GJ)	50703.6	54310.2
Total fuel consumption (B)	Gigajoule (GJ)	35836.32	5074.89
Energy consumption through other sources (C)	Gigajoule (GJ)	0	0
Total energy consumed from renewable sources(A+B+C)	Gigajoule (GJ)	86539.92	59385.09

###### From non-renewable sources

Parameter	Units	FY 2025-2026	FY 2024-2025
Total electricity consumption (D)	Gigajoule (GJ)	219784.86	215893.38
Total fuel consumption (E)	Gigajoule (GJ)	48542.21	59081.97
Energy consumption through other sources (F)	Gigajoule (GJ)	0	0
Total energy consumed from non-renewable sources(D+E+F)	Gigajoule (GJ)	268327.07	274975.35
Total energy consumed (A+B+C+D+E+F)	Gigajoule (GJ)	354866.99	334360.44
Energy intensity per rupee of turnover (Total energy consumed / Revenue from operations)	Gigajoule (GJ)	0.00000651	0.00000719
Energy intensity per rupee of turnover adjusted for Purchasing Power Parity (PPP) (Total energy consumed / Revenue from operations adjusted for PPP)	Gigajoule (GJ)	0.0001323	0.0001598
Energy intensity in terms of physical output	Gigajoule (GJ)	0	0
Energy intensity (optional)- the relevant metric may be selected by the entity	Gigajoule (GJ)	0	0

##### iv. Indicate if any independent assessment/ evaluation/assurance has been carried out by an external agency? If yes, name of the external agency

TUV India Pvt. Ltd.



Ajanta recognized with 'Mahatma Award for CSR Excellence' (Oct 2025)

## Business Responsibility and Sustainability Report

2. Does the entity have any sites / facilities identified as designated consumers (DCs) under the Performance, Achieve and Trade (PAT) Scheme of the Government of India?

No

3. Water related information.

i. Provide details of the following disclosures related to water (Water withdrawal by source (in kilolitres))

Parameter	FY 2025-2026	FY 2024-2025
Surface water (A)	0	0
Groundwater (B)	143519	138385.4
Third party water (C)	390129.1	352285
Seawater / desalinated water (D)	0	0
Others (E)	0	0
Total volume of water withdrawal (in kilolitres) (A + B + C + D + E)	533648.1	490670.4
Total volume of water consumption (in kilolitres)	533648.1	490670.4
Water intensity per rupee of turnover (Total water consumption / Revenue from operations)	0.0000098	0.00001055
Water intensity per rupee of turnover adjusted for Purchasing Power Parity (PPP) (Total water consumption / Revenue from operations adjusted for PPP)	0.000199291	0.0002345476
Water intensity in terms of physical output	0	0
Water intensity (optional) - the relevant metric may be selected by the entity	0	0

ii. Indicate if any independent assessment/ evaluation/assurance has been carried out by an external agency?

Yes

If yes, name of the external agency

TUV India Private Ltd.

4. Provide the following details related to water discharged.

i. Water discharge by destination and level of treatment (in kilolitres)

Parameter	FY 2025-2026		FY 2024-2025	
	Level of treatment	Value	Level of treatment	Value
To Surface water (A)	-	0	-	0
- Surface water with no treatment	-	0	-	0
- Surface water with treatment	-	0	-	0
To Groundwater (B)	-	0	-	0
- Groundwater with no treatment	-	0	-	0
- Groundwater with treatment	-	0	-	0
To Seawater (C)	-	0	-	0
- Seawater with no treatment	-	0	-	0
- Seawater with treatment	-	0	-	0
Sent to third-parties (D)	-	0	-	0
- Sent to third-parties with no treatment	-	0	-	0
- Sent to third-parties with treatment	-	0	-	0
Others (E)	-	0	-	0
- Others with no treatment	-	0	-	0
- Others with treatment	-	0	-	0
Total water discharged (in kilolitres)	-	0	-	0

ii. Indicate if any independent assessment/ evaluation/assurance has been carried out by an external agency?

Yes

If yes, name of the external agency

TUV India Private Ltd.

5. Has the entity implemented a mechanism for Zero Liquid Discharge?

Yes

If yes, provide details of its coverage and implementation.

The Company has implemented a range of ZLD-aligned systems and practices across its facilities, reflecting a strong commitment to water conservation, circularity, and sustainable waste management:

- **Treated Wastewater Recycling:** At the Guwahati facility, treated wastewater is reused in cooling tower operations, reducing freshwater dependency and promoting water circularity.
- **Condensate Recovery Systems:** Operational at Paithan and Dahej, these systems recover and reuse steam condensate, significantly reducing wastewater generation and freshwater intake.
- **Mist Evaporators:** Deployed across facilities to enhance water reuse and minimise liquid waste discharge.
- **Hazardous Waste Co-Processing:** The Company has achieved zero hazardous waste discharge at three facilities by routing waste for co-processing in cement kilns a practice that supports the broader ZLD objective of eliminating environmental discharge.

6. Air emissions

i. Whether air emissions (other than GHG emissions) by the entity is applicable to the company?

Yes

ii. Please provide details of air emissions (other than GHG emissions) by the entity.

Parameter	Unit	FY 2025-2026	FY 2024-2025
NOx	tCO <sub>2</sub> e	22	22
SOx	tCO <sub>2</sub> e	21	22
Particulate matter (PM)	tCO <sub>2</sub> e	27	27
Persistent organic pollutants (POP)	tCO <sub>2</sub> e	0	0
Volatile organic compounds (VOC)	tCO <sub>2</sub> e	0	0
Hazardous air Pollutants (HAP)	tCO <sub>2</sub> e	0	0

iii. Indicate if any independent assessment/ evaluation/assurance has been carried out by an external agency?

Yes

If yes, Name of the external agency

TUV India Private Ltd.

7. Greenhouse gas emissions.

i. Whether greenhouse gas emissions (Scope 1 and Scope 2 emissions) & its intensity is applicable to the company?

Yes

Business Responsibility and Sustainability Report

ii. Provide details of greenhouse gas emissions (Scope 1 and Scope 2 emissions) & its intensity

Parameter	Unit	FY 2025-2026	FY 2024-2025
Total Scope 1 emissions (Break-up of the GHG into CO <sub>2</sub> , CH <sub>4</sub> , N <sub>2</sub> O, HFCs, PFCs, SF <sub>6</sub> , NF <sub>3</sub> , if available)	tCO <sub>2</sub> e	3363.93	6392
Total scope 2 emissions (Break-up of the GHG into CO <sub>2</sub> , CH <sub>4</sub> , HFCs, PFCs, SF <sub>6</sub> , NF <sub>3</sub> , if available)	tCO <sub>2</sub> e	46575.74	43598.47
Total Scope 1 and Scope 2 emissions per rupee of turnover (Total Scope 1 and Scope 2 GHG emissions / Revenue from operations)	tCO <sub>2</sub> e / ₹	0	0.00000119
Total Scope 1 and Scope 2 emission intensity per rupee of turnover adjusted for Purchasing Power Parity (PPP) (Total Scope 1 and Scope 2 GHG emissions / Revenue from operations adjusted for PPP)	tCO <sub>2</sub> e	0	0.0000238962
Total Scope 1 and Scope 2 emission intensity in terms of physical output	tCO <sub>2</sub> e	0	0
Total Scope 1 and Scope 2 emission intensity (optional)-the relevant metric may be selected by the entity	tCO <sub>2</sub> e	0	0

Note: The emissions are reported on standalone basis

iii. Indicate if any independent assessment/ evaluation/assurance has been carried out by an external agency?

Yes  
If yes, Name of the external agency  
TUV India Private Ltd.

8. Does the entity have any project related to reducing Green House Gas emission?

Yes  
If yes, provide details.  
• Commissioning of Briquette fired Boiler at Guwahati plant & ensure reducing 1200 MT Scope 1 emission due to use of LDO.  
• Shifting to dedicated feeder connectivity at Guwahati Plant & ensure reducing 600 MT Scope 1 emission due to use of HSD for DG set operation.  
• 19 MW renewable projects are imp stage

9. Provide details related to waste management by the entity

i. Total Waste generated (in metric tonnes)

Parameter	FY 2025-2026	FY 2024-2025
Plastic waste (A)	647.2	566
E-waste (B)	1.53	0.09
Bio-medical waste (C)	1.88	12.83
Construction and demolition waste (D)	0	0
Battery waste (E)	20.94	5
Radioactive waste (F)	0	0
Other Hazardous waste (G)	651.44	618.97
Other Non-hazardous waste generated (H)	2143.43	1868.2
<b>Total (A + B + C + D + E + F + G + H)</b>	<b>3466.42</b>	<b>3071.09</b>
Waste intensity per rupee of turnover (Total waste generated / Revenue from operations)	0.000000052	0.000000070
Waste intensity per rupee of turnover adjusted for Purchasing Power Parity (PPP) (Total waste generated / Revenue from operations adjusted for PPP)	0	0.000001468
Waste intensity in terms of physical output	0	0
Waste intensity (optional) - the relevant metric may be selected by the entity	0	0

Note: The waste details are only for manufacturing sites & on a standalone basis.

ii. For each category of waste generated, total waste recovered through recycling, re-using or other recovery operations (in metric tonnes)

Category of waste	FY 2025-2026	FY 2024-2025
Recycled	2790.63	2852
Re-used	0	0
Other recovery operations	97.37	13.57
<b>Total</b>	<b>2888</b>	<b>2865</b>

iii. For each category of waste generated, total waste disposed by nature of disposal method (in metric tonnes)

Category of waste	FY 2025-2026	FY 2024-2025
Incineration	1.88	201
Landfilling	0.7	5.0
Other disposal operations (Co-processing)	575.84	0
<b>Total</b>	<b>578.42</b>	<b>206</b>

iv. Indicate if any independent assessment/ evaluation/assurance has been carried out by an external agency?

Yes  
If yes, Name of the external agency  
TUV India Private Ltd.

10. Briefly describe the waste management practices adopted in your establishments. Describe the strategy adopted by your company to reduce usage of hazardous and toxic chemicals in your products and processes and the practices adopted to manage such wastes.

The Company has established structured waste management systems across all facilities, underpinned by responsible disposal practices and a commitment to near-zero landfill. Plastic waste is co-processed or recycled based on type; e-waste is channelled to authorised third-party recyclers in compliance with applicable regulations. Approximately 99% of global hazardous waste is directed to cement kilns for co-processing or to authorised recyclers, with less than 1% sent to landfill. Non-hazardous waste streams including glass, metal scrap, wood waste, and boiler ash are routed to recyclers, cement kilns, or brick manufacturers. Waste generation is further minimised through technological interventions including sustainable packaging, waste source segregation, and process optimisation.

11. If the entity has operations/offices in/around ecologically sensitive areas (such as national parks, wildlife sanctuaries, biosphere reserves, wetlands, biodiversity hotspots, forests, coastal regulation zones etc.) where environmental approvals / clearances are required.

Location of operations/offices	Type of operations	Whether the conditions of environmental approval / clearance are being complied with? If no, the reasons thereof and corrective action taken, if any.	if no, the reasons thereof and corrective action taken, if any.
NA	NA	Yes	-

12. Details of environmental impact assessments of projects undertaken by the entity based on applicable laws, in the current financial year

Name and Brief of the project	EIA Notification no	Date	Whether conducted by independent external agency?	Results communicated in public domain?	Relevant web link
-	-	-	-	-	-

## Business Responsibility and Sustainability Report

### 13. Applicable environmental law/ regulations/ guidelines in India.

- i. Is the entity compliant with the applicable environmental law/ regulations/ guidelines in India; such as the Water (Prevention and Control of Pollution) Act, Air (Prevention and Control of Pollution) Act, Environment protection act and rules thereunder.

Yes, the Company is compliant with the applicable environmental law/regulations/guidelines in India; such as the Water (Prevention and Control of Pollution) Act, Air (Prevention and Control of Pollution) Act and Environment Protection Act and rules thereunder

- ii. If not, provide details of all such non-compliances

Specify the law / regulation / guidelines which was not complied with	Provide details of non-compliance	Any fines / penalties / action taken by regulatory agencies such as pollution control boards or by courts	Corrective action taken, if any
-	-	-	-

### Leadership Indicators

#### 1. Water withdrawal, consumption and discharge in areas of water stress (in kilolitres)

- i. For each facility / plant located in areas of water stress.  
Nil
- ii. Indicate if any independent assessment/ evaluation/assurance has been carried out by an external agency?  
No

#### 2. Total Scope 3 emissions

- i. Whether total Scope 3 emissions & its intensity is applicable to the company?  
Yes
- ii. Please provide details of total Scope 3 emissions & its intensity.

Parameter	Unit	FY 2025-2026	FY 2024-2025
Total Scope 3 emissions (Break-up of the GHG into CO <sub>2</sub> , CH <sub>4</sub> , N <sub>2</sub> O, HFCs, PFCs, SF <sub>6</sub> , NF <sub>3</sub> , if available)	tCO <sub>2</sub> e	67740.83	10789.88
Total Scope 3 emissions per rupee of turnover	tCO Not assessed 2e / ₹	0.00000146	0.00000023
Total Scope 3 emission intensity (optional) - the relevant metric may be selected by the entity	tCO <sub>2</sub> e	-	-

- iii. Indicate if any independent assessment/ evaluation/assurance has been carried out by an external agency?  
Yes, TUV India Pvt Ltd.

#### 3. With respect to the ecologically sensitive areas reported at Question 10 of Essential Indicators above, provide details of significant direct & indirect impact of the entity on biodiversity in such areas along-with prevention and remediation activities.

NA

#### 4. If the entity has undertaken any specific initiatives or used innovative technology or solutions to improve resource efficiency, or reduce impact due to emissions / effluent discharge / waste generated.

Initiative Undertaken	Details of the initiative (Web-link, if any, may be provided along-with summary)	Outcome of the initiative	Corrective action taken, if any
Solar Power Expansion	Further strengthened its renewable energy portfolio with the installation of a new 3.8 MW solar power plant, bringing the total installed solar capacity across sites to 16.6 MW. This newly added plant is made operational during end of March-2026.	This expansion now accounts for 39% of the company's total energy usage, marking a significant milestone in the transition toward clean and sustainable energy	-
Biomass Boilers	Two biomass-based boiler systems commissioned to replace fossil-fuel-based units, reducing emissions and supporting renewable fuel use at Dahej & Paithan Site. These biomass boilers utilize agricultural and organic residues as fuel, significantly reducing greenhouse gas emissions while promoting the use of renewable resources. In addition, a third biomass boiler is currently under installation at the Guwahati site, further strengthening the company's commitment to clean energy.	Efficiency of boiler increases from 75% to 88% and reduces overall carbon emission by 2640 MTCO <sub>2</sub> e/ annum	-
HVAC Optimization	Retrofitting conventional HVAC fans with energy-efficient EC (Electronically Commutated) fans at Paithan, Chitegaon, and Guwahati is ongoing. These modern systems are designed to deliver superior airflow performance while consuming significantly less electricity compared to traditional units. The ongoing upgrades not only lower overall energy demand but also contribute to reduced greenhouse gas emissions.	Reduces overall carbon emission by 1382 MTCO <sub>2</sub> e /annual.	-
Magnetic Levitation Chillers	At the Paithan plant, the company has installed Magnetic Levitation Chillers, a cutting-edge technology designed to deliver superior cooling efficiency while significantly reducing energy consumption. These chillers operate without mechanical contact between moving parts, using magnetic levitation to minimize friction and wear. As a result, they achieve higher efficiency, lower maintenance requirements, and longer operational life compared to conventional chillers.	Increase efficiency upto 40% from that of traditional chillers achieving overall reduces overall carbon emission by 2670 MTCO <sub>2</sub> e/ annum.	-
High-Capacity Dehumidifiers	Implemented at Dahej for optimized humidity control with reduced power consumption & improved safety.	Reduces carbon emission by 2908 MTCO <sub>2</sub> e/ annum.	-
Mist Evaporator Installation	Sustainable mist evaporators deployed to reduce thermal energy load. These systems work by dispersing fine mist particles into the air, which absorb heat and evaporate quickly.	Sustainable solution for RO reject evaporation with optimum steam use.	-
Water conservation & step towards water neutrality	We have completed execution of water conservation project in one of the small village in Marathawada region of Maharashtra having water scarcity.	This project has generated water conservation potential of 1.5 Lac KL per annum, benefiting society, animals and farming.	-

## Business Responsibility and Sustainability Report

### 5. Does the entity have a business continuity and disaster management plan?

Yes

Details of entity at which business continuity and disaster management plan is placed or weblink.

The Company has established a comprehensive Business Continuity and Disaster Management Plan to safeguard operations against disruptions arising from natural disasters or unforeseen events.

The plan is underpinned by a resilience strategy designed to maintain acceptable service levels across manufacturing, IT, and supply chain functions covering both planned and unplanned interruptions. In parallel, the Company continues to advance operational excellence through targeted change management initiatives, including the deployment of information technology and automation across its manufacturing operations.

Weblink: [https://www.ajantapharma.com/assets/frontend/images/investors/files/policies\\_and\\_codes/RiskManagementPolicyAndPlan04112025.pdf](https://www.ajantapharma.com/assets/frontend/images/investors/files/policies_and_codes/RiskManagementPolicyAndPlan04112025.pdf)

### 6. Disclose any significant adverse impact to the environment, arising from the value chain of the entity. What mitigation or adaptation measures have been taken by the entity in this regard?

There is no significant adverse impact to the environment, arising from the value chain partners. 100% of our critical and strategic suppliers have valid air, water & waste consent.

### 7. Percentage of value chain partners (by value of business done with such partners) that were assessed for environmental impacts.

100

### 8. Green Credits

Green Credits Generated: Total number of credits generated	0
Green Credits Procured: Credits purchased from third parties	0

## Principle 7: Businesses, when engaging in influencing public and regulatory policy, should do so in a manner that is responsible and transparent

### Essential Indicators

#### 1. Trade and industry chambers / associations

i. Number of affiliations with trade and industry chambers / associations:

8

ii. List the top 10 trade and industry chambers/ associations (determined based on the total members of such body) the entity is a member of/ affiliated to.

Sr No.	Name of the trade and industry chambers/ associations	Reach of trade and industry chambers/ associations
1	Indian Pharmaceutical Alliance (IPA)	National
2	Pharmaceuticals Export Promotion Council of India (PHARMEXCIL)	National
3	Federation of Indian Exporters Organisation (FIEQ)	National
4	Indian Drug Manufacturers' Association (IDMA)	National
5	Bombay Chamber of Commerce & Industry	State
6	All India Association of Industries (AIAI)	National
7	Indo American Chamber of Commerce	National
8	Federation of Indian Chambers of Commerce and Industry	National

### 2. Provide details of corrective action taken or underway on any issues related to Anti-competitive conduct by the entity, based on adverse orders from regulatory authorities.

Name of authority	Brief of the Case	Corrective action taken
Nil	Nil	Nil

### Leadership Indicators

#### 1. Details of public policy positions advocated by the entity.

Public policy advocated	Method resorted for such advocacy	Frequency of Review by Board	Whether information available in public domain?	Web Link, if available
NA	NA	Others	No	NA

## Principle 8: Businesses should promote inclusive growth and equitable development

### Essential Indicators

#### 1. Details of Social Impact Assessments (SIA) of projects undertaken by the Company based on applicable laws, in the current financial year.

Name and brief details of the project	SIA notification no.	Date of notification	Whether conducted by independent external agency	Results communicated in public domain	Relevant Web link
Impact Assessment was carried out for the CSR contribution given to Mamta Foundation. The Report is annexed as Annexure B to the Directors Report	NA	2026-03-29	Yes	Yes	www.ajantapharma.com

#### 2. Provide information on project(s) for which ongoing Rehabilitation and Resettlement (R&R) is being undertaken by your entity

Name of Project for which R&R is ongoing	State	District	No. of Project Affected Families (PAF)	% of PAFs covered by R&R	Amounts paid to PAFs in the FY (in INR)
Not applicable	NA	NA	0	0.0	0

#### 3. Describe the mechanisms to receive and redress grievances of the community.

The company actively implements community welfare programs in collaboration with trusted implementation agencies. These partnerships establish clear communication channels for communities to raise concerns and ensure they are promptly addressed.

#### 4. Percentage of input material (inputs to total inputs by value) sourced from suppliers.

	FY 2025-2026	FY 2024-2025
Directly sourced from MSMEs/ small producers	28.00	15.00
Sourced directly from within the district and neighbouring districts	21.00	13.00

#### 5. Job creation in smaller towns - Disclose wages paid to persons employed (including employees or workers employed on a permanent or non-permanent / on contract basis) in the following locations, as % of total wage cost

Particulars	FY 2025-2026	FY 2024-2025
	% of Job creation in Rural areas	% of Job creation in Rural areas
Rural	5	5
Semi-urban	17	18
Urban	6	7
Metropolitan	72	70

Note: The data is reported on a standalone basis and is based on the CTC of staff.

## Business Responsibility and Sustainability Report

### Leadership Indicators

1. Provide details of actions taken to mitigate any negative social impacts identified in the Social Impact Assessments. (Reference: Question 1 of Essential Indicators above)

Details of negative social impact identified	Corrective action taken
There are no negative social impacts identified in the Social Impact Assessments	Nil

2. Provide the following information on CSR projects undertaken by your entity in designated aspirational districts as identified by government bodies.

State	Aspirational District	Amount spent (in INR)
Maharashtra	Gadchiroli	2328100
Maharashtra	Nandurbar	2972550
Maharashtra	Osmanabad	429000
Maharashtra	Washim	1528450

3. Preferential procurement policy.

- i. Do you have a preferential procurement policy where you give preference to purchase from suppliers comprising marginalized /vulnerable groups?

Yes

- ii. From which marginalized /vulnerable groups do you procure?

MSME registered vendors

- iii. What percentage of total procurement (by value) does it constitute?

28%

4. Details of the benefits derived and shared from the intellectual properties owned or acquired by your entity (in the current financial year), based on traditional knowledge.

Intellectual Property based on traditional knowledge	Owned/ Acquired	Benefit shared	Basis of calculating benefit share
NA	No	No	NA

5. Details of corrective actions taken or underway, based on any adverse order in intellectual property related disputes wherein usage of traditional knowledge is involved.

Name of authority	Brief of the Case	Corrective action taken
NA	Nil	Nil

6. Details of beneficiaries of CSR Projects.

CSR Project	No. of persons benefitted from CSR Projects	% of beneficiaries from vulnerable and marginalized groups
Medical and related Activities	2,10,725	100
Educational Activities	1,35,383	100
Sports & Others	16,982	0

### Principle 9: Businesses should engage with and provide value to their consumers in a responsible manner.

#### Essential Indicators

1. Describe the mechanisms in place to receive and respond to consumer complaints and feedback.

The Company follows standardised procedures for handling and investigating product quality complaints. Upon receipt, the QA team conducts a preliminary assessment and initiates Corrective and Preventive Actions (CAPA). All complaints are investigated within 30 working days, with appropriate measures implemented to prevent recurrence. Post-investigation, a Complaint Reply Form is issued to the complainant, with a 15-working-day window for feedback before formal closure.

Consumers and stakeholders may submit product complaints or feedback through the Enquiry section on the Company's website or directly via [product.complaint@ajantapharma.com](mailto:product.complaint@ajantapharma.com) ensuring accessible and responsive grievance channels.

2. Turnover of products and / services as a percentage of turnover from all products/service that carry information about

	Percentage to total turnover
Environmental and social parameters relevant to the product	100
Safe and responsible usage	100
Recycling and/or safe disposal	100

3. Number of consumer complaints in respect of the following:

Particulars	FY 2025-2026			FY 2024-2025		
	Received during the year	Pending resolution at end of year	Remarks	Received during the year	Pending resolution at end of year	Remarks
Data privacy	0	0	-	0	0	-
Advertising	0	0	-	0	0	-
Cyber-security	0	0	-	0	0	-
Delivery of essential services	0	0	-	0	0	-
Restrictive Trade Practices	0	0	-	0	0	-
Unfair Trade Practices	0	0	-	0	0	-
Other	190	18	-	183	17	-

4. Details of instances of product recalls on account of safety issues.

	Number	Reasons for recall
Voluntary recalls	0	Nil
Forced recalls	0	Nil

5. Does the entity have a framework/ policy on cyber security and risks related to data privacy?

Yes. The Company has established a comprehensive cybersecurity framework to protect sensitive data, safeguard digital infrastructure, and ensure the integrity and confidentiality of information across its operations. The framework encompasses policies and controls covering data protection, network security, access management, and incident response designed to proactively mitigate cyber risks and minimise the impact of potential breaches.

The Company ensures compliance with applicable data privacy regulations and continuously reviews and strengthens its cybersecurity practices to address the evolving threat landscape. Periodic awareness programmes are conducted to build employee vigilance and embed a culture of information security across the organisation.

Link of the Policy: [https://www.ajantapharma.com/assets/frontend/images/investors/files/policies\\_and\\_codes/RiskManagementPolicyAndPlan04112025.pdf](https://www.ajantapharma.com/assets/frontend/images/investors/files/policies_and_codes/RiskManagementPolicyAndPlan04112025.pdf)

## Business Responsibility and Sustainability Report

6. Provide details of any corrective actions taken or underway on issues relating to advertising, and delivery of essential services; cyber security and data privacy of customers; re-occurrence of instances of product recalls; penalty / action taken by regulatory authorities on safety of products / services.

No penalties or regulatory actions have been levied or taken based on the above-mentioned parameters, and there have been no instances of product recalls this year

7. Provide the following information relating to data breaches

- |  |   |
|--|---|
| i. Number of instances of data breaches along-with impact                                  | 0 |
| ii. Percentage of data breaches involving personally identifiable information of customers | 0 |
| iii. Impact, if any, of the data breaches  | - |

### Leadership Indicators

1. Channels / platforms where information on products and services of the entity can be accessed (provide web link, if available).

Our website offers information on our leading products in different segments and markets. Detailed information about each product is provided in the product leaflets. Our website can be accessed at: <https://www.ajantapharma.com>

2. Steps taken to inform and educate consumers about safe and responsible usage of products and/or services.

The information label on each product provides consumers with details on pharmacokinetics, safe usage instructions, ingredient sourcing, composition, mechanism of action, clinical pharmacology, product interactions, side effects, and storage guidelines, among other information

3. Mechanisms in place to inform consumers of any risk of disruption/discontinuation of essential services.

NA

4. Entity display product information

i. Does the entity display product information on the product over and above what is mandated as per local laws?

Yes. All product information displayed by the Company is compliant with applicable laws and regulatory requirements, including those prescribed by the FDA. Category-specific labelling standards are followed as outlined below:

- **Pharmaceutical products:** Instructions, warnings, and cautions are displayed in a red-coloured box in accordance with drug labelling regulations.
- **Cosmetic products:** Directions for use, indications, and precautions are clearly stated on the packaging.
- **Food-licensed products:** Veg and non-veg source indicators are displayed using prescribed symbolic markings.

The plastic recycling triangle symbol is displayed on all plastic packaging components in compliance with applicable waste management guidelines. A dedicated customer care service is available to address product-related enquiries and provide timely resolution to consumers.

ii. Did your entity carry out any survey with regard to consumer satisfaction relating to the major products / services of the entity, significant locations of operation of the entity or the entity as a whole?

No



TUVINDIA

## INDEPENDENT ASSURANCE STATEMENT

To,  
The Board of Directors of Ajanta Pharma Limited,  
Ajanta Tower, 54-A, M VasANJI Road, Chakala,  
Andheri (E), Mumbai 400 093, India

Ajanta Pharma Limited (hereinafter referred to as "APL" or the "Reporting Organization") engaged TUV India Private Limited ("TUVI") to perform an independent external assurance of its Business Responsibility and Sustainability Report ("BRSR") disclosures, all nine BRSR principles, including Essential and Leadership Indicators. APL has prepared both a BRSR Report and a Sustainability Report for the period April 1, 2025 to March 31, 2026. The BRSR Report includes disclosures relating to the BRSR Principles (the "09 Principles"), all nine BRSR principles, including Essential and Leadership Indicators. TUVI confirms that, prior to acceptance of the engagement, the preconditions for the assurance engagement were assessed in accordance with ISAE 3000 (Revised). As part of the engagement acceptance and planning process, we evaluated the suitability of the reporting criteria used in the preparation of the BRSR disclosures. The applicable SEBI BRSR requirements and management's reporting methodologies were assessed against the characteristics of suitable criteria prescribed by ISAE 3000 (Revised), including relevance, completeness, reliability, neutrality, and understandability. Based on this assessment, we determined that the criteria were appropriate for the preparation, measurement, presentation, and evaluation of the subject matter information included within the assurance scope. TUVI determined that the subject matter is supported by suitable criteria (SEBI BRSR Principle framework and GHG Protocol), management has acknowledged its responsibility for the preparation and presentation of the sustainability information and for providing access to relevant records, and that sufficient appropriate evidence was expected to be available to support the assurance conclusion. Accordingly, the engagement was accepted and performed in accordance with ISAE 3000 (Revised). The assurance process was conducted with reference to the following applicable frameworks and guidelines as below:

- Regulation 34(2)(f) of the SEBI (Listing Obligations and Disclosure Requirements) Regulations, 2015, requiring disclosure of the Business Responsibility and Sustainability Report (BRSR);
- The Industry Standards on Reporting of BRSR Principle, as per SEBI circular SEBI/110/CFD/CFD-PoD-1/P/CIR/2024/117, dated 20 December 2024;
- SEBI circular SEBI/110/CFD/CMD-2/P/CIR/2021/562, dated 10 May 2021;
- The SEBI notification SEBI/LAD-NRO/GN/2023/131, dated 14 June 2023, related to BRSR reporting requirements;
- The BRSR Principles - Framework for Assurance and ESG Disclosures for the Value Chain, as stipulated by SEBI circular SEBI/110/CFD/CFD-SEC-2/P/CIR/2023/122, dated 12 July 2023;
- World Resources Institute (WRI) / World Business Council for Sustainable Development (WBCSD) Greenhouse Gas (GHG) Protocol (A Corporate Accounting and Reporting Standard).

The assurance engagement comprised: (i) a limited assurance engagement over the BRSR nine principles; including Essential Indicators and applicable Leadership Indicators, following the requirements of International Standard on Assurance Engagements ISAE 3000 (Revised).

### Management's Responsibility

APL developed its sustainability information forming part of the Business Responsibility and Sustainability Report (BRSR) (based on BRSR guidelines) and holds full responsibility for the collection, analysis, preparation, and disclosure of the information presented in the Business Responsibility and Sustainability Report (BRSR), including its availability in both web-based and printed formats. This responsibility also extends to the maintenance and integrity of the website where the Business Responsibility and Sustainability Report (BRSR) is published. Management is responsible for ensuring the disclosed data is accurate, reliable, and free from material misstatements, for BRSR Principle requirements, applicable BRSR disclosures, referenced in this statement. Additionally, APL is responsible for the archiving and reproduction of the disclosed information and for ensuring that such data is made available to relevant stakeholders and regulatory authorities upon request. The Reporting Organization is responsible for complying with applicable laws.

### Scope and Boundary

The scope of this assurance engagement conducted by TUVI covered the verification of disclosures made by APL in its Business Responsibility and Sustainability Report (BRSR). The BRSR Report includes disclosures related to the organization's Environmental, Social, and Governance (ESG) performance, including the Business Responsibility and Sustainability Report (BRSR), as mandated under Regulation 34(2)(f) of the SEBI (Listing Obligations and Disclosure Requirements) Regulations, 2015, which requires listed entities to include a BRSR as part of their Annual Report. TUVI confirms that this assurance statement, together with the assured BRSR disclosures, forms part of APL's Annual Report for FY 2025-26, filed with the stock exchanges per SEBI LODR Regulation 34(2)(f). Assurance Scope Matrix: (1) BRSR nine principles — Limited Assurance per SEBI BRSR Principle framework Annexure II; (2) Value chain ESG disclosures — Excluded.

The assurance engagement included the following activities:

[https://www.sebi.gov.in/sebi\\_data/commndocs/jul-2023/Annexure\\_II-Updated-BRSR\\_p.PDF](https://www.sebi.gov.in/sebi_data/commndocs/jul-2023/Annexure_II-Updated-BRSR_p.PDF)

[www.tuv-nord.com/in](http://www.tuv-nord.com/in)

TUV\*

TUVNORDGROUP

## Business Responsibility and Sustainability Report

# TUVINDIA

1. Review of General Disclosures, Management and Process Disclosures, and APL's responses to all nine BRSR principles;
2. Assessment of the quality, clarity, and completeness of the reported information; and
3. Verification of supporting evidence on a sample basis, involving: Limited assurance for the nine principles as per the BRSR framework.

This approach ensured an assessment aligned with the principles of ISAE 3000 (Revised), providing an independent and objective evaluation of the reliability and accuracy of APL's ESG disclosures. For the avoidance of doubt, value chain ESG disclosures (per SEBI Circular SEBI/HO/CFD/CFD-SEC-2/P/CIR/2023/122 dated 12 July 2023) are explicitly excluded from the assurance scope and have not been assured, unless specifically stated otherwise.

TUVI has verified the Essential and Leadership Indicators listed below in accordance with the BRSR Principles and has conducted a limited assurance engagement in line with the ISAE 3000 (Revised) Assurance Standard.

Principles	Essential Indicators	Leadership Indicators	Remark
Principle 1: Businesses should conduct and govern themselves with integrity, and in a manner that is Ethical, Transparent and Accountable.	1,2,3,4,5,6,7,8,9	1, 2	Included all indicators
Principle 2: Businesses should provide goods and services in a manner that is sustainable and safe.	1,2,3,4	1, 2, 3, 4	Included all indicators
Principle 3: Businesses should respect and promote the well-being of all employees, including those in their value chains.	1,2,3,4,5,6,7,8,9,10,11,12,13,14,15	1,2,3,4, 5, 6	Value chain is excluded
Principle 4: Businesses should respect the interests of and be responsive to all its stakeholders.	1,2	1,2,3	Included all indicators
Principle 5: Businesses should respect and promote human rights.	1,2,3,4,5,6,7,8,9,10, 11	1,2,3, 4, 5	Included all indicators
Principle 6: Businesses should respect and make efforts to protect and restore the environment.	1,2,3,4,5,6,7,8,9,10,11,12, 13	1,2,3,4, 5, 6,7, 8	Included all indicators
Principle 7: Businesses, when engaging in influencing public and regulatory policy, should do so in a manner that is responsible and transparent.	1,2	1	Included all indicators
Principle 8: Businesses should promote inclusive growth and equitable development.	1,2,3,4, 5	1,2,3, 4, 5, 6	Included all indicators
Principle 9: Businesses should engage with and provide value to their consumers in a responsible manner.	1,2,3,4,5,6, 7	1,2,3, 4	Included all indicators

The reporting boundaries for the assured sustainability information are limited to the below operational units of APL:

Site Name	On site Visit date
I. Ajanta Pharma Limited, Walunj	19 May 2026
II. Ajanta Pharma Limited, Palthan	20 May 2026
III. Ajanta Pharma Limited, Chitegoan	21 May 2026
IV. Ajanta Pharma Limited, Corporate Office, Mumbai	28 May 2026

Site Name	Remote Audit date
Ajanta Pharma Limited, Pithampur	22 May 2026
Ajanta Pharma Limited, Dahej	23 May 2026
Ajanta Pharma Limited, Guwahati	24 May 2026

The assurance activities were carried out together with a desk review of entire plant locations and offices as per the reporting boundary. As part of the assurance process, TUVI conducted onsite verification at the properties listed above on the corresponding visit dates, and remote assessments / desk reviews were carried out for the remaining sites within the reporting boundary. Reporting boundary methodology: defined by APL management and approved by the Board-level ESG governance committee. Inclusion criteria: (i) operational control over the property; (ii) material contribution to total ESG footprint; (iii) availability of supporting documentation. The reporting boundary methodology was approved by the Board and applied consistently across the reporting period.

### Limitations

TUV India Pvt. Ltd. (TUVI) did not perform assurance procedures on forward-looking or prospective information disclosed in the Report, including targets, expectations, ambitions, ESG goals, or claims, and therefore expresses no conclusion on such information. No limitations were encountered in relation to the agreed scope of the assurance engagement. TUVI has relied on financial figures from the audited financial statements of APL, and APL remains solely responsible for the appropriate application, authenticity, completeness, and accuracy of such data. This assurance statement is limited to the requirements of SEBI Circular No. SEBI/HO/CFD/CFD-SEC-2/P/CIR/2023/122 dated 12 July 2023 and Industry Standards on Reporting of BRSR Principles under Circular No. SEBI/HO/CFD/CFD-PoD-1/P/CIR/2024/177 dated 20 December 2024. Inherent limitations apply: estimates, assumptions, sampling, and reliance on APL's internal controls mean material misstatements or omissions may not be detected. Sampling techniques were applied to verify selected ESG

[www.tuv-nord.com/in](http://www.tuv-nord.com/in)

TUV\*

TUVNORDGROUP

# TUVINDIA

disclosures and supporting evidence. For key ESG KPIs, a total of 3 samples of manufacturing sites were tested across environmental, social, and governance datasets using a risk-based sampling approach. Assurance procedures included detailed testing at three manufacturing sites selected using a risk-based sampling methodology. Site selection considered factors such as operational significance, contribution to key ESG metrics, complexity of operations, historical reporting risks, geographical representation, and materiality of reported data. The selected sites represented approximately 60% of total production capacity, 70% of reported environmental data, and 60% of the workforce included within the reporting boundary, providing a reasonable basis for the assurance procedures performed. Sample selection considered factors such as data materiality, reporting risk, source complexity, and control effectiveness. The results of sample testing provided a limited basis for the assurance conclusion. Third-party reliance on disclosed KPIs is at such parties' own risk. Management performed a documented assessment of the applicability of Value Chain disclosures in accordance with the applicable SEBI BRSR requirements. The assessment considered the Company's upstream and downstream value chain relationships, significance of suppliers and customers, operational influence, data availability, reliability of information, reporting maturity, and applicable threshold criteria prescribed under the reporting framework. Management evaluated supplier and customer categories against the prescribed applicability thresholds and assessed whether sufficient and reliable information was available to support complete and accurate disclosure. Based on the outcome of this assessment, Value Chain disclosures were determined to be outside the reporting scope for the reporting period and were therefore excluded from the subject matter of this assurance engagement. As part of our limited assurance procedures, we reviewed management's Value Chain applicability assessment, supporting documentation, threshold evaluation, and the rationale used in reaching the exclusion determination.

### TUVI's Responsibility

TUVI's responsibility in relation to this engagement is to perform a limited level of BRSR Principle assurance and to express a conclusion based on the work performed. Our engagement did not include an assessment of the adequacy or the effectiveness of APL's strategy, management of ESG-related issues or the sufficiency of the Report against BRSR reporting principles, other than those mentioned in the scope of the assurance. TUVI's responsibility regarding this verification is in reference to the agreed scope of work, which includes assurance of non-financial quantitative and qualitative information disclosed by APL. Reporting Organization is responsible for archiving the related data for a limited time period. The primary intended users of this assurance statement are the Board of Directors and Audit Committee of APL, its shareholders, and applicable regulatory authorities ('Intended Users'). Reliance by any other party is at such party's own risk. The client may share this statement at its discretion per applicable requirements. This assurance engagement is based on the assumption that the data and information provided to TUVI by APL are complete and true.

### Assurance Methodology

During the assurance engagement, TUVI adopted a risk-based approach, focusing verification efforts on disclosures and issues of high material relevance to APL and its stakeholders. The objective was to assess the reliability and accuracy of the non-financial information disclosed, with emphasis on the robustness of data management systems, internal controls, and information flows. Throughout all assurance procedures, TUVI applied professional scepticism consistent with ISAE 3000 (Revised): maintaining a questioning mind, critically evaluating evidence, and remaining alert to potential misstatement.

TUVI's assurance activities included:

1. Document and Data Review
  - i. Examination of documents, datasets, and supporting evidence provided by APL for Section A and B of the BRSR, covering all nine BRSR principles, including Essential and Leadership Indicators, as well as the nine principles listed in Annexure II - Format of BRSR.
  - ii. Evaluation of disclosures related to Management Approach and performance indicators.
2. Stakeholder Interviews
  - i. Conducted interviews with key representatives, including data owners, process managers, and decision-makers across various departments.
  - ii. Reviewed APL's approach to stakeholder engagement and materiality determination to validate qualitative statements included in the BRSR Report.
  - iii. Interviews were conducted through both onsite visits and remote assessments, as applicable.
3. Process and System Assessment
  - i. Review of systems and processes for:
    - a) Implementing ESG and sustainability-related policies, as described in the BRSR; and
    - b) Collecting, managing, and reporting both quantitative data and qualitative information for the reporting period.
  - ii. Assessment of the internal controls supporting data accuracy, traceability, and consistency.
4. Substantive and Control Testing
 

TUVI performed walkthrough procedures to evaluate the design and implementation of internal controls over ESG data processes, and substantive testing including document verification, recalculation, analytical review, and

[www.tuv-nord.com/in](http://www.tuv-nord.com/in)

TUV\*

TUVNORDGROUP

## Business Responsibility and Sustainability Report

### TUVINDIA

data traceability checks for selected KPIs and disclosures. The combination of control testing and substantive procedures provided sufficient appropriate evidence in accordance with ISAE 3000 (Revised).

#### 5. Sampling methodology

- i. TUVI applied a risk-based sampling methodology to select representative samples of ESG disclosures, considering materiality thresholds, risk of misstatement, data complexity, estimation uncertainty, nature and scale of operations, geographical spread of facilities, and site contribution to ESG impacts. Sample selection prioritised locations with significant operational impact and KPIs with higher inherent risk, including those relevant to BRSR indicators and disclosures. Materiality of 5% was applied to the selected samples for the verification of the sustainability disclosures as applicable. The 5% threshold was determined based on: (i) benchmarking with standard ESG assurance practice (industry range 3%-10%); (ii) inherent risk assessment per KPI; (iii) relative site contribution to total reported values. Threshold confirmed with APL management prior to fieldwork. A materiality threshold of 5% was applied for the purpose of planning and conducting the assurance engagement. The threshold was determined using a documented risk-based materiality methodology that considered the likelihood and potential impact of reporting errors, the significance of disclosures, stakeholder information needs, and the risk of material misstatement within the reported data. The materiality assessment informed the nature, timing, and extent of assurance procedures performed.

The assurance procedures included risk assessment, testing of selected disclosures, and evaluation of supporting evidence. As part of the risk assessment process, consideration was given to the possibility of material misstatements arising from both error and intentional misstatement. Assurance procedures were designed and performed to address identified risks and obtain sufficient appropriate evidence to support the assurance conclusion.

A materiality threshold of 5% was applied in planning and conducting the assurance engagement. Materiality was determined using a documented risk-based methodology that considered both quantitative and qualitative factors, including the significance of disclosures, stakeholder information needs, regulatory requirements, and the potential impact of misstatements on decision-making. Identified misstatements were evaluated both individually and in aggregate across the assured disclosures. Misstatements below the established trivial error threshold were documented and assessed collectively to determine whether they could become material when aggregated.

For the purpose of this limited assurance engagement, a materiality threshold of 5% was established based on professional judgment and documented engagement planning procedures. In determining materiality, we considered the nature and significance of the disclosures, identified engagement risks, regulatory reporting requirements, stakeholder information needs, and the potential influence of misstatements on the decisions of intended users of the BRSR. The materiality determination was documented and approved as part of the engagement planning and quality review process.

#### 6. Reporting Framework Adherence

- i. Verified APL's adherence to reporting requirements under: SEBI's BRSR guidelines.

#### Observations

The following opportunities for improvement have been reported to APL. These align well with APL management's existing objectives and programs. APL has already identified these focus areas, and the assurance team endorses their continued implementation to advance the organization's Sustainability Goals:

1. **Water Stewardship Beyond Compliance**  
APL can strengthen its water stewardship strategy by conducting basin-level water risk assessments, establishing science-based water reduction targets, and implementing water-positive initiatives in high-risk locations. Disclosure of site-specific water recycling rates, rainwater harvesting performance, and community water conservation projects would further align with emerging ESG expectations and BRSR requirements.
2. **Sustainable Procurement and Supplier ESG Assessment Programme**  
APL can establish a structured ESG assessment and capacity-building programme for critical suppliers. The company may consider setting measurable targets for supplier sustainability evaluations, GHG emission reporting, responsible sourcing, labour practices, and environmental compliance. Enhanced supplier engagement will support Scope 3 emission reduction efforts and strengthen supply chain resilience.
3. **Expansion of Net-Zero Resource Management Pilot Projects**  
APL is implementing pilot initiatives aimed at achieving Zero Energy, Zero Water, Zero Waste, and Zero Carbon certifications at selected manufacturing facilities. The company can further strengthen its disclosures by documenting key outcomes, performance improvements, lessons learned, and challenges encountered during implementation.

#### Conflict of Interest

TUVI identifies and manages conflicts of interest in compliance with SEBI guidelines, ensuring independence and impartiality throughout all assurance engagements. Engagement-specific declaration for APL FY 2025-26: (a) no consulting, advisory, data preparation, ESG strategy or implementation services were provided to APL by any assurance

[www.tuv-nord.com/in](http://www.tuv-nord.com/in)

TÜV\*

TUVNORDGROUP

### TUVINDIA

team member; (b) no financial interest that could impair independence exists; (c) all team members are free from self-interest, self-review, advocacy, familiarity, or intimidation threats.

In addition, TUVI maintains organizational safeguards (segregation of responsibilities, independent technical review, documented conflict-of-interest controls) in accordance with ISO 14064-3:2019 and ISO 17029:2019, confirming this engagement was performed under a quality management system consistent with ISAE 3000 (Revised). Engagement-specific: no personnel who provided consulting, advisory, or implementation services to APL in the current or prior reporting period were part of the assurance team, eliminating the self-review threat per IESBA Code Part 4A.

We confirm that TÜV India Private Limited has maintained its independence and objectivity throughout the assurance engagement and has implemented appropriate safeguards to identify, evaluate, and manage potential conflicts of interest.

The assurance engagement team has complied with applicable professional requirements relating to integrity, objectivity, professional competence and due care, confidentiality, and professional behavior. Furthermore, neither TÜV India Private Limited nor the members of the assurance team have participated in the preparation of the BRSR disclosures subject to assurance, nor have they undertaken activities that could compromise their independence with respect to the subject matter of this engagement.

TÜV India Private Limited has established policies and procedures designed to maintain independence and impartiality and to prevent conflicts of interest in accordance with its quality management system and assurance engagement requirements. Based on the procedures performed, we confirm that no actual or perceived conflict of interest has been identified that would impair our independence, objectivity, or ability to provide this assurance conclusion.

#### Our Conclusions

Based on the procedures performed and evidence obtained, nothing has come to our attention that causes us to believe that the Business Responsibility and Sustainability Report (BRSR) disclosures comprising the Essential Indicators and applicable Leadership Indicators identified in Annexure-II, for the reporting period FY 2025-26 (1 April 2025 to 31 March 2026), and prepared for the reporting boundary comprising six manufacturing plants, two warehouses, and one corporate office under the operational control of Ajanta Pharma Limited, have not been prepared, in all material respects, in accordance with the applicable SEBI BRSR reporting requirements and the reporting criteria described in this Assurance Statement. Disclosures: TUVI is of the opinion that the reported disclosures comply with the requirements of the BRSR and meet the Standards reporting requirements. APL's general disclosures provide appropriate contextual information about the organization, while the Management & Process Disclosures adequately describe the management approach for each indicator in Section A and B, covering all nine BRSR principles, including Essential and Leadership Indicators and the nine attributes as per Annexure II - Format of BRSR.

**Limited Assurance Conclusion:** Based on our limited assurance procedures, nothing has come to our attention that causes us to believe that the subject matter information is materially misstated or has not been prepared, in all material respects, in accordance with the applicable reporting criteria. This conclusion has been formed on the basis of a limited assurance engagement conducted in accordance with ISAE 3000 (Revised).

**Conclusion on qualitative disclosures:** The scope of assurance included selected qualitative disclosures relating to governance, policies, management approaches, commitments, targets, and reporting processes. Assurance procedures for these disclosures included review of supporting documentation, management inquiries, consistency assessments, and evaluation against the applicable reporting criteria.

#### Evaluation of BRSR Reporting Principles

- i. **Governance, Leadership, and Oversight:** The BRSR Report appropriately discloses messages from top management, the business model aimed at promoting inclusive growth and equitable development, along with related actions and strategies. It highlights APL's focus on services, risk management practices, environmental protection and restoration efforts, and organizational priorities.
- ii. **Connectivity of Information:** APL discloses the nine BRSR principles covering both Essential and Leadership Indicators and the nine attributes as per Annexure II - Format of BRSR. The BRSR Report effectively demonstrates the inter-relatedness and dependencies of these principles with factors influencing the organization's ability to create value over time.
- iii. **Stakeholder Responsiveness:** Stakeholder identification and engagement has been carried out by APL on a periodic basis to bring out key stakeholder concerns as material topics of significant stakeholders. The BRSR Report details mechanisms for engaging key stakeholders to identify major concerns and to derive and prioritize short, medium and long-term strategies. It provides valuable insights into the nature and quality of APL's relationships with its stakeholders and fairly represents how the organization understands, considers, and responds to their legitimate needs and interests. In our view the BRSR Report meets the requirements.
- iv. **Materiality:** The double materiality assessment process has been carried out, based on the requirements of the BRSR Standards and ESRS (European Sustainability Reporting Standards), considering topics that are internal and external range of businesses. Material issues are adequately identified and reported in the BRSR Report / Sustainability Report.

[www.tuv-nord.com/in](http://www.tuv-nord.com/in)

TÜV\*

TUVNORDGROUP

## Business Responsibility and Sustainability Report

### TUVINDIA

In our view, the BRSR Report / Sustainability Report meets the requirements.

- v. **Conciseness:** The BRSR Report communicates the required information clearly and succinctly, using brief and to-the-point sentences. Effective use of graphs, pictorials, and tabular representations enhances clarity while maintaining the continuity of information flow throughout the report.
- vi. **Reliability and Completeness:** APL has established robust internal systems for data aggregation and evaluation. The BRSR Report has disclosed the selected non-financial KPI's, as per the BRSR. TUVI's assurance team verified the data as per the agreed scope of work and found it to be accurate. The information is reported transparently, neutrally, and free of material error.
- vii. **Consistency and Comparability:** Information in the BRSR is presented on an annual basis and was found to be reliable and complete. This supports adherence to the principles of consistency and comparability in reporting.
- viii. **Impact:** APL communicates its ESG performance through regular, transparent internal and external reporting throughout the year, aligned with BRSR, as part of its policy framework that include POSH, ESG, Code of Conduct Policy, Whistle Blower Policy etc. APL reports on ESG performance to Board of Directors, who oversees and monitors the implementation and performance of objectives, as well as progress against goals and targets for addressing ESG related issues. APL completed the process of establishing contemporary goals and targets against which performance will be monitored and disclosed periodically

**Reporting Principles for defining report quality:** The mainstream of the data and information was verified by TUVI's assurance team as per the agreed scope of work as defined above and found to be accurate. The disclosures related to ESG issues and performances are reported in a balanced manner and are clear in terms of content and presentation. In our view, the BRSR Report meets the requirements.

**Independence and Code of Conduct:** TUVI follows the IESBA Code of Ethics, adopting a threats-and-safeguards approach to independence. Independence threats (self-interest, self-review, advocacy, and familiarity) are actively managed. In line with SEBI [circular SEBI/110/CFD/CFD-SFC-2/P/CIR/2023/122, dated 12/01/2023](#) and [Industry Standards on Reporting of BRSR Core, circular SEBI/110/CFD/CFD-PaD-12/P/CIR/2024/111, dated 20/12/2024](#), TUVI solely focuses on delivering verification and assurance services and does not engage in the sale of service or the provision of any non-audit/non-assurance services, including consulting.

**Quality control:** The assurance team complies with quality control standards, ensuring that the engagement partner possesses requisite expertise and the assigned team collectively has the necessary competence to perform engagements in reference with standards and regulations. Team competency is governed by TUVI's formal competency assessment framework requiring: recognised qualifications (ISO 14064 lead verifier / GHG verifier or equivalent), relevant sector experience, and annual CPD completion. Assessed by TUVI's Quality Management function prior to assignment. Assurance team follows the fundamental principles of integrity, objectivity, professional competence, due care, confidentiality and professional behavior. In accordance with International Standard on Quality Control, TUVI maintains a comprehensive system of quality control including documented policies and procedures regarding compliance with ethical requirements, professional standards and applicable legal and regulatory requirements. In accordance with ISQM 1, an Engagement Quality Control Review (EQCR) was conducted by a senior reviewer independent of the engagement team, confirming appropriateness of conclusions. TUVI's system provides for consultation on contentious matters with experienced independent personnel.

#### Independence and Ethical Compliance

"We confirm that TÜV India Private Limited has complied with the applicable ethical requirements, including integrity, objectivity, and professional competence and due care, confidentiality, and professional behaviour, in performing this assurance engagement. TÜV India Private Limited maintains policies and procedures designed to ensure compliance with independence requirements and to identify, evaluate, and manage potential conflicts of interest. The assurance team assigned to this engagement remained independent of Ajanta Pharma Limited throughout the engagement period and was not involved in the preparation, compilation, measurement, or presentation of the BRSR disclosures subject to assurance.

The engagement was conducted in accordance with the firm's internal ethics policies, independence procedures, and quality management requirements applicable to assurance engagements. Based on the procedures performed, no matters were identified that would impair our independence, objectivity, or ability to provide an assurance conclusion. The Company engaged an independent assurance provider to perform a limited assurance engagement on the specified BRSR disclosures. The assurance provider has confirmed compliance with applicable ethical requirements, independence standards, and quality management procedures as described in the Independent Assurance Statement.

#### Competence and Capability

"The assurance engagement was conducted by a multidisciplinary team possessing the necessary professional competence, technical expertise, and industry experience required to perform assurance engagements on sustainability and ESG disclosures. The engagement team included personnel with qualifications and experience in sustainability reporting, ESG performance assessment, environmental management, occupational health and safety, social performance evaluation, governance practices, regulatory compliance, and assurance methodologies. Team members received appropriate training and were assigned responsibilities commensurate with their experience and competence. In

[www.tuv-nord.com/in](http://www.tuv-nord.com/in)

TÜV\*

TUVNORDGROUP

### TUVINDIA

accordance with the firm's quality management procedures, the engagement was subject to an independent technical review performed by suitably qualified personnel who were not involved in the execution of the engagement. The technical review included evaluation of engagement planning, risk assessment, materiality considerations, sampling methodology, evidence obtained, reporting conclusions, and compliance with applicable assurance requirements. TÜV India Private Limited maintains policies and procedures to ensure that assurance engagements are performed by competent personnel possessing appropriate knowledge, skills, experience, and professional qualifications relevant to the subject matter being assured.

Sr. No.	Audit Team Name	Responsibility
1	Mr. Manojkumar Borekar	Final Approver
2	Mr. Kotireddy	Technical Reviewer
3	Mr. Adesh Umardand	Auditor
4	Mr. Nikhil Ukali	Auditor


#### Sufficiency and Appropriateness of Evidence

We believe that the evidence obtained during the course of the limited assurance engagement is sufficient and appropriate to provide a basis for our limited assurance conclusion. The procedures performed included inquiries with management and responsible personnel, review of supporting documentation, analytical procedures, evaluation of reporting methodologies, assessment of selected controls, site visits to selected locations, and testing of selected disclosures on a sample basis. The nature, timing, and extent of these procedures were determined based on our professional judgment, risk assessment, materiality considerations, and the scope of the engagement. Based on the procedures performed and evidence obtained, we concluded that sufficient and appropriate evidence was available to support the assurance conclusion expressed in this Assurance Statement.

#### Independence and Impartiality Statement

TÜV India Pvt. Ltd. (TUVI) is an independent and neutral third-party assurance provider with qualified environmental and social specialists and confirms its independence, impartiality, and objectivity in accordance with ISAE 3000 (Revised) through internal conflict-of-interest checks, adherence to a documented code of ethics, separation of assurance and advisory functions, reviewer oversight, and quality control procedures. TUVI confirms that no non-assurance services were provided to APL that could create self-review, advocacy, familiarity, self-interest, or other independence threats, including preparation of BRSR/Global Reporting Initiative disclosures, ESG strategy development, target setting, ESG data system design, GHG inventory calculations, internal ESG audits, materiality assessments, or KPI improvement advisory services. TUVI further confirms that no engagements during the reporting year compromised its independence, and it was not involved in preparing report content or underlying data, except for this assurance statement, thereby ensuring an objective, unbiased, and transparent assurance process.

For and on behalf of TÜV India Private Limited



For and on the behalf of  
TUV India Private Limited

Date: 10/06/2026  
Place: Mumbai, India  
Project Reference No: 8124701961

[www.tuv-nord.com/in](http://www.tuv-nord.com/in)

TUVNORDGROUP

# Independent Auditor's Report

To the Members of Ajanta Pharma Limited

## Report on the Audit of the Consolidated Financial Statements

### Opinion

We have audited the consolidated financial statements of Ajanta Pharma Limited (hereinafter referred to as the "Holding Company") and its subsidiaries (Holding Company and its subsidiaries together referred to as "the Group"), which comprise the consolidated balance sheet as at 31 March 2026, and the consolidated statement of profit and loss (including other comprehensive income), consolidated statement of changes in equity and consolidated statement of cash flows for the year then ended, and notes to the consolidated financial statements, including material accounting policies and other explanatory information (hereinafter referred to as "the consolidated financial statements").

In our opinion and to the best of our information and according to the explanations given to us, and based on the consideration of reports of the other auditors on separate financial statements of such subsidiaries as were audited by the other auditors, the aforesaid consolidated financial statements give the information required by the Companies Act, 2013 ("Act") in the manner so required and give a true and fair view in conformity with the accounting principles generally accepted in India, of the consolidated state of affairs of the Group as at 31 March 2026, of its consolidated profit and other comprehensive income, consolidated changes in equity and consolidated cash flows for the year then ended.

### Basis for Opinion

We conducted our audit in accordance with the Standards on Auditing (SAs) specified under Section 143(10) of the Act. Our responsibilities under those SAs are further described in the Auditor's Responsibilities for the Audit of the

### Key audit matter

See Note 7.9, 37 and 53 to consolidated financial statements

Consolidated Financial Statements section of our report. We are independent of the Group in accordance with the ethical requirements that are relevant to our audit of the consolidated financial statements in terms of the Code of Ethics issued by the Institute of Chartered Accountants of India and the relevant provisions of the Act, and we have fulfilled our other ethical responsibilities in accordance with these requirements. We believe that the audit evidence obtained by us along with the consideration of reports of the other auditors referred to in paragraph (a) of the "Other Matter" section below, is sufficient and appropriate to provide a basis for our opinion on the consolidated financial statements.

### Emphasis of Matter

- a. We draw attention to Note 55 to the consolidated financial statements which describes the search operations carried out by the Income Tax Authorities at certain premises of the Company in August 2025 and the subsequent notice received under Section 158BC of the Income-tax Act, 1961 for the block period 1 April 2019 to 17 November 2025. The Company filed the return for the said block period on 6 April 2026. Pending any subsequent communication from the concerned authorities in this regard, the consequent impact on the consolidated financial statements for the year ended 31 March 2026, if any, is currently not ascertainable.

Our opinion is not modified in respect of this matter.

### Key Audit Matter

Key audit matters are those matters that, in our professional judgment, were of most significance in our audit of the consolidated financial statements of the current period. These matters were addressed in the context of our audit of the consolidated financial statements as a whole, and in forming our opinion thereon, and we do not provide a separate opinion on these matters.

The key audit matter	How the matter was addressed in our audit
<p>These adjustments arise from the Group's obligations to customers towards chargebacks, rebates, product recalls, medicaid, allowances, supply penalties and right of return ("variable consideration"). As stated in Note 37 to the consolidated financial statements, revenue from the sale of goods is measured after adjusting the effects of variable consideration.</p> <p>We identified the recognition of revenue from sale of products as a key audit matter considering:</p> <p>Revenue is a key performance indicator for the Company. Accordingly, there could be pressure to meet the expectations of investors / other stakeholders and / or to meet revenue targets stipulated in performance incentive schemes for a reporting period. We have considered that there is a risk of fraud related to revenue being overstated by recognition in the wrong period or before control has passed during the year and at period end. Adjustments made with respect to variable consideration are based on contractual arrangements, market conditions and accumulated experience which requires judgement and estimation by the Group and change in these estimates can have a significant financial impact.</p>	<ul style="list-style-type: none"> <li>Performing substantive testing by selecting samples (using statistical sampling) of revenue transactions recorded during the year as well as at year end. For such samples, verified the underlying documents, including invoices, good dispatch notes, customer acceptances and shipping documents (as applicable), to assess whether these are recognized in the appropriate period in which control is transferred;</li> <li>Performing substantive procedures to verify period end accruals for adjustment on account of variable consideration.</li> <li>Performing analytical procedures on revenue recognised during the year to identify unusual variances;</li> <li>Analysing and testing high risk journal entries and other adjustments that contain unusual combinations of credit to revenue with no associated debit to cash, debtors, or another revenue account.</li> <li>We assessed the adequacy of the disclosures made in the financial statements as per the requirement of Ind AS 115 Revenue from contracts with customers.</li> </ul>

### Other Information

The Holding Company's Management and Board of Directors are responsible for the other information. The other information comprises the information included in the Holding Company's annual report, but does not include the financial statements and auditor's report thereon.

Our opinion on the consolidated financial statements does not cover the other information and we do not express any form of assurance conclusion thereon.

In connection with our audit of the consolidated financial statements, our responsibility is to read the other information and, in doing so, consider whether the other information is materially inconsistent with the consolidated financial statements or our knowledge obtained in the audit or otherwise appears to be materially misstated. If, based on the work we have performed, we conclude that there is a material misstatement of this other information, we are required to report that fact. We have nothing to report in this regard.

### Management's and Board of Directors' Responsibilities for the Consolidated Financial Statements

The Holding Company's Management and Board of Directors are responsible for the preparation and presentation of these consolidated financial statements in term of the requirements of the Act that give a true and fair view of the consolidated state of affairs, consolidated profit/ loss and other comprehensive income, consolidated statement of changes in equity and consolidated cash flows of the Group in accordance with the accounting

principles generally accepted in India, including the Indian Accounting Standards (Ind AS) specified under Section 133 of the Act. The respective Management and Board of Directors of the companies included in the Group are responsible for maintenance of adequate accounting records in accordance with the provisions of the Act for safeguarding the assets of each company and for preventing and detecting frauds and other irregularities; the selection and application of appropriate accounting policies; making judgments and estimates that are reasonable and prudent; and the design, implementation and maintenance of adequate internal financial controls, that were operating effectively for ensuring the accuracy and completeness of the accounting records, relevant to the preparation and presentation of the consolidated financial statements that give a true and fair view and are free from material misstatement, whether due to fraud or error, which have been used for the purpose of preparation of the consolidated financial statements by the Management and Board of Directors of the Holding Company, as aforesaid.

In preparing the consolidated financial statements, the respective Management and Board of Directors of the companies included in the Group are responsible for assessing the ability of each company to continue as a going concern, disclosing, as applicable, matters related to going concern and using the going concern basis of accounting unless the respective Board of Directors either intends to liquidate the Company or to cease operations, or has no realistic alternative but to do so.

The respective Board of Directors of the companies included in the Group are responsible for overseeing the financial reporting process of each company.

## Independent Auditor's Report

### Auditor's Responsibilities for the Audit of the Consolidated Financial Statements

Our objectives are to obtain reasonable assurance about whether the consolidated financial statements as a whole are free from material misstatement, whether due to fraud or error, and to issue an auditor's report that includes our opinion. Reasonable assurance is a high level of assurance, but is not a guarantee that an audit conducted in accordance with SAs will always detect a material misstatement when it exists. Misstatements can arise from fraud or error and are considered material if, individually or in the aggregate, they could reasonably be expected to influence the economic decisions of users taken on the basis of these consolidated financial statements.

As part of an audit in accordance with SAs, we exercise professional judgment and maintain professional skepticism throughout the audit. We also:

- Identify and assess the risks of material misstatement of the consolidated financial statements, whether due to fraud or error, design and perform audit procedures responsive to those risks, and obtain audit evidence that is sufficient and appropriate to provide a basis for our opinion. The risk of not detecting a material misstatement resulting from fraud is higher than for one resulting from error, as fraud may involve collusion, forgery, intentional omissions, misrepresentations, or the override of internal control.
- Obtain an understanding of internal control relevant to the audit in order to design audit procedures that are appropriate in the circumstances. Under Section 143(3) (i) of the Act, we are also responsible for expressing our opinion on whether the company has adequate internal financial controls with reference to financial statements in place and the operating effectiveness of such controls.
- Evaluate the appropriateness of accounting policies used and the reasonableness of accounting estimates and related disclosures made by the Management and Board of Directors.
- Conclude on the appropriateness of the Management and Board of Directors use of the going concern basis of accounting in preparation of consolidated financial statements and, based on the audit evidence obtained, whether a material uncertainty exists related to events or conditions that may cast significant doubt on the appropriateness of this assumption. If we conclude that a material uncertainty exists, we are required to draw attention in our auditor's report to the related disclosures in the consolidated financial statements or, if such disclosures are inadequate, to modify our opinion. Our conclusions are based on the audit evidence obtained up to the date of our auditor's

report. However, future events or conditions may cause the Group to cease to continue as a going concern.

- Evaluate the overall presentation, structure and content of the consolidated financial statements, including the disclosures, and whether the consolidated financial statements represent the underlying transactions and events in a manner that achieves fair presentation.
- Obtain sufficient appropriate audit evidence regarding the financial statements of such entities or business activities within the Group to express an opinion on the consolidated financial statements. We are responsible for the direction, supervision and performance of the audit of the financial statements of such entities included in the consolidated financial statements of which we are the independent auditors. For the other entities included in the consolidated financial statements, which have been audited by other auditors, such other auditors remain responsible for the direction, supervision and performance of the audits carried out by them. We remain solely responsible for our audit opinion. Our responsibilities in this regard are further described in paragraph (a) of the section titled "Other Matter" in this audit report.

We communicate with those charged with governance of the Holding Company and such other entities included in the consolidated financial statements of which we are the independent auditors regarding, among other matters, the planned scope and timing of the audit and significant audit findings, including any significant deficiencies in internal control that we identify during our audit.

We also provide those charged with governance with a statement that we have complied with relevant ethical requirements regarding independence, and to communicate with them all relationships and other matters that may reasonably be thought to bear on our independence, and where applicable, related safeguards.

From the matters communicated with those charged with governance, we determine those matters that were of most significance in the audit of the consolidated financial statements of the current period and are therefore the key audit matters. We describe these matters in our auditor's report unless law or regulation precludes public disclosure about the matter or when, in extremely rare circumstances, we determine that a matter should not be communicated in our report because the adverse consequences of doing so would reasonably be expected to outweigh the public interest benefits of such communication.

### Other Matter

- a. We did not audit the financial statements of 3 subsidiaries, whose financial statements reflects total assets (before consolidation adjustments) of Rs.287.70

Crores as at 31 March 2026, total revenues (before consolidation adjustments) of Rs. 443.60 Crores and net cash flows (before consolidation adjustments) amounting to Rs.(7.03) Crores for the year ended on that date, as considered in the consolidated financial statements. These financial statements have been audited by other auditors whose reports have been furnished to us by the Management and our opinion on the consolidated financial statements, in so far as it relates to the amounts and disclosures included in respect of these subsidiaries, and our report in terms of sub-section (3) of Section 143 of the Act, in so far as it relates to the aforesaid subsidiaries is based solely on the reports of the other auditors.

Our opinion on the consolidated financial statements, and our report on Other Legal and Regulatory Requirements below, is not modified in respect of the above matter with respect to our reliance on the work done and the reports of the other auditors.

### Report on Other Legal and Regulatory Requirements

1. As required by the Companies (Auditor's Report) Order, 2020 ("the Order") issued by the Central Government of India in terms of Section 143(11) of the Act, we give in the "Annexure A" a statement on the matters specified in paragraphs 3 and 4 of the Order, to the extent applicable.
- 2 A. As required by Section 143(3) of the Act, we report, to the extent applicable, that:
  - a. We have sought and obtained all the information and explanations which to the best of our knowledge and belief were necessary for the purposes of our audit of the aforesaid consolidated financial statements.
  - b. In our opinion, proper books of account as required by law have been kept by the Holding Company so far as it appears from our examination of those books except (a) for the matters stated in the paragraph 2B(f) below on reporting under Rule 11(g) of the Companies (Audit and Auditors) Rules, 2014 and (b) that daily back-up of accounting software used for maintaining general ledger which form part of 'the books of account and other relevant books and papers in electronic mode' has not been kept on servers physically located in India on a daily basis from 15 August 2025 to 17 August 2025.
  - c. The consolidated balance sheet, the consolidated statement of profit and loss (including other comprehensive income), the consolidated statement of changes in equity and the consolidated statement of cash flows

dealt with by this Report are in agreement with the relevant books of account maintained for the purpose of preparation of the consolidated financial statements.

- d. In our opinion, the aforesaid consolidated financial statements comply with the Ind AS specified under Section 133 of the Act.
- e. On the basis of written representations received from the directors of Holding company as on 1 April 2026 taken on record by the Board of Directors of the Holding Company, none of the Directors of the group companies incorporated in India is disqualified as on 31 March 2026 from being appointed as a director interns of section 164(2) of the Act.
- f. the modification relating to the maintenance of accounts and other matters connected therewith are as stated in the paragraph 2A(B) above on reporting under Section 143(3)(b) of the Act and paragraph 2B(f) below on reporting under Rule 11(g) of the Companies (Audit and Auditors) Rules, 2014.
- g. With respect to the adequacy of the internal financial controls with reference to financial statements of the Holding Company and the operating effectiveness of such controls, refer to our separate Report in "Annexure B".
- B. With respect to the other matters to be included in the Auditor's Report in accordance with Rule 11 of the Companies (Audit and Auditors) Rules, 2014, in our opinion and to the best of our information and according to the explanations given to us and based on the consideration of the reports of the other auditors on separate financial statements of the subsidiaries, as noted in the "Other Matter" paragraph:
  - a. The consolidated financial statements disclose the impact of pending litigations as at 31 March 2026 on the consolidated financial position of the Group. Refer Note 55 to the consolidated financial statements.
  - b. Provision has been made in the consolidated financial statements, as required under the applicable law or Ind AS, for material foreseeable losses, on long-term contracts including derivative contracts. Refer Note 33 to the consolidated financial statements in respect of such items as it relates to the Group.
  - c. There has been no delay in transferring amounts to the Investor Education and Protection Fund by the Holding Company incorporated in India during the year ended 31 March 2026.

## Independent Auditor's Report

- d (i) The management of the Holding Company incorporated in India whose financial statements have been audited under the Act have represented to us that, to the best of its knowledge and belief, as disclosed in the Note 65l(i) to the consolidated financial statements, no funds have been advanced or loaned or invested (either from borrowed funds or share premium or any other sources or kind of funds) by the Holding Company to or in any other person(s) or entity(ies), including foreign entities ("Intermediaries"), with the understanding, whether recorded in writing or otherwise, that the Intermediary shall directly or indirectly lend or invest in other persons or entities identified in any manner whatsoever by or on behalf of the Holding Company ("Ultimate Beneficiaries") or provide any guarantee, security or the like on behalf of the Ultimate Beneficiaries.
- (ii) The management of the Holding Company incorporated in India whose financial statements have been audited under the Act have represented to us that, to the best of its knowledge and belief, as disclosed in the Note 65l(ii) to the consolidated financial statements, no funds have been received by the Holding Company from any person(s) or entity(ies), including foreign entities ("Funding Parties"), with the understanding, whether recorded in writing or otherwise, that the Holding Company shall directly or indirectly, lend or invest in other persons or entities identified in any manner whatsoever by or on behalf of the Funding Parties ("Ultimate Beneficiaries") or provide any guarantee, security or the like on behalf of the Ultimate Beneficiaries.
- (iii) Based on the audit procedures that have been considered reasonable and appropriate in the circumstances, nothing has come to our notice that has caused us to believe that the representations under sub-clause (i) and (ii) of Rule 11(e), as provided under (i) and (ii) above, contain any material misstatement.
- e. The interim dividend declared and paid by the Holding Company during the year and until the date of this audit report is in accordance with Section 123 of the Act.
- f. Based on our examination which included test checks, the Company has used an accounting software for maintaining its books of account which has a feature of audit trail (edit log) facility and the same has operated throughout the year for all relevant transactions recorded in the software except that the audit trail was not enabled (i) at the database level to log any direct data changes; (ii) at the application level for two fields relating to production and inventory. Further, where audit trail (edit log) facility was enabled and operated throughout the year, we did not come across any instance of audit trail feature being tampered with. Additionally, except where the audit trail was not enabled in the prior year, the audit trail has been preserved by the Company as per the statutory requirements for record retention.

C. With respect to the matter to be included in the Auditor's Report under Section 197(16) of the Act:

In our opinion and according to the information and explanations given to us, the remuneration paid during the current year by the Holding Company to its directors is in accordance with the provisions of Section 197 of the Act. The remuneration paid to any director by the Holding Company is not in excess of the limit laid down under Section 197 of the Act. The Ministry of Corporate Affairs has not prescribed other details under Section 197(16) of the Act which are required to be commented upon by us.

For **B S R & Co. LLP**  
Chartered Accountants  
Firm's Registration No.:101248W/W-100022

**Rekha Shenoy**  
Partner  
Membership No.: 124219  
ICAI UDIN: 26124219HKQVMD8367

Place: Mumbai  
Date: 05 May 2026

## Annexure A to the Independent Auditor's Report

on the Consolidated Financial Statements of Ajanta Pharma Limited for the year ended 31 March 2026

(Referred to in paragraph 1 under 'Report on Other Legal and Regulatory Requirements' section of our report of even date)

- (xxi) According to the information and explanations given to us and based on our examination, there are no companies included in the consolidated financial statements of the Holding Company which are companies incorporated in India except the Holding Company. The Companies (Auditor's Report) Order, 2020 of the Holding Company did not include any unfavourable answers or qualifications or adverse remarks.

For **B S R & Co. LLP**  
Chartered Accountants  
Firm's Registration No.:101248W/W-100022

**Rekha Shenoy**  
Partner  
Membership No.: 124219  
ICAI UDIN: 26124219HKQVMD8367

Place: Mumbai  
Date: 05 May 2026

# Annexure B to the Independent Auditor’s Report

on the consolidated financial statements of Ajanta Pharma Limited for the year ended 31 March 2026

Report on the internal financial controls with reference to the aforesaid consolidated financial statements under Clause (i) of Sub-section 3 of Section 143 of the Act

(Referred to in paragraph 2(A)(g) under ‘Report on Other Legal and Regulatory Requirements’ section of our report of even date)

## Opinion

In conjunction with our audit of the consolidated financial statements of Ajanta Pharma Limited (hereinafter referred to as “the Holding Company”) as of and for the year ended 31 March 2026, we have audited the internal financial controls with reference to financial statements of the Holding Company, as of that date.

In our opinion, the Holding Company, have, in all material respects, adequate internal financial controls with reference to financial statements and such internal financial controls were operating effectively as at 31 March 2026, based on the internal financial controls with reference to financial statements criteria established by the Holding Company considering the essential components of such internal controls stated in the Guidance Note on Audit of Internal Financial Controls Over Financial Reporting issued by the Institute of Chartered Accountants of India (the “Guidance Note”).

## Management’s and Board of Directors’ Responsibilities for Internal Financial Controls

The Holding Company’s Management and the Board of Directors are responsible for establishing and maintaining internal financial controls based on the internal financial controls with reference to financial statements criteria established by the Holding Company considering the essential components of internal control stated in the Guidance Note. These responsibilities include the design, implementation and maintenance of adequate internal financial controls that were operating effectively for ensuring the orderly and efficient conduct of its business, including adherence to the Holding Company’s policies, the safeguarding of its assets, the prevention and detection of frauds and errors, the accuracy and completeness of the accounting records, and the timely preparation of reliable financial information, as required under the Act.

## Auditor’s Responsibility

Our responsibility is to express an opinion on the internal financial controls with reference to financial statements based on our audit. We conducted our audit in accordance with the Guidance Note and the Standards on Auditing, prescribed under Section 143(10) of the Act, to the extent applicable to an audit of internal financial controls with reference to financial statements. Those Standards and the Guidance Note require that we comply with ethical requirements and plan and perform the audit to obtain reasonable assurance about whether adequate internal financial controls with reference to financial statements were established and maintained and if such controls operated effectively in all material respects.

Our audit involves performing procedures to obtain audit evidence about the adequacy of the internal financial controls with reference to financial statements and their operating effectiveness. Our audit of internal financial controls with reference to financial statements included obtaining an understanding of internal financial controls with reference to financial statements, assessing the risk that a material weakness exists, and testing and evaluating the design and operating effectiveness of internal control based on the assessed risk. The procedures selected depend on the auditor’s judgement, including the assessment of the risks of material misstatement of the consolidated financial statements, whether due to fraud or error.

We believe that the audit evidence we have obtained is sufficient and appropriate to provide a basis for our audit opinion on the internal financial controls with reference to financial statements.

## Meaning of Internal Financial Controls with Reference to Financial Statements

A company’s internal financial controls with reference to financial statements is a process designed to provide reasonable assurance regarding the reliability of financial reporting and the preparation of financial statements for external purposes in accordance with generally accepted accounting principles. A company’s internal financial controls with reference to financial statements include those policies and procedures that (1) pertain to the maintenance of records that, in reasonable detail, accurately and fairly reflect the transactions and dispositions of the assets of the company; (2) provide reasonable assurance that transactions are recorded as necessary to permit preparation of financial statements in accordance with generally accepted accounting principles, and that receipts and expenditures of the company are being made only in accordance with authorisations of management and directors of the company; and (3) provide reasonable assurance regarding prevention or timely detection of unauthorised acquisition, use, or disposition of the company’s assets that could have a material effect on the financial statements.

## Inherent Limitations of Internal Financial Controls with Reference to Financial Statements

Because of the inherent limitations of internal financial controls with reference to financial statements, including the possibility of collusion or improper management override of controls, material misstatements due to error or fraud may occur and not be detected. Also, projections of any evaluation of the internal financial controls with reference to financial statements to future periods are subject to the risk that the internal financial controls with reference to financial statements may become inadequate because of changes in conditions, or that the degree of compliance with the policies or procedures may deteriorate.

For **B S R & Co. LLP**  
Chartered Accountants  
Firm’s Registration No.:101248W/W-100022

**Rekha Shenoy**  
Partner

Place: Mumbai  
Date: 05 May 2026  
Membership No.: 124219  
ICAI UDIN: 26124219HKQVMD8367

## Consolidated Balance Sheet

As at 31 March 2026

Particulars	Note	₹ in Crore	
		As at 31 March 2026	As at 31 March 2025
<b>ASSETS</b>			
<b>Non-current assets</b>			
(a) Property, plant and equipment	8	1,726.35	1,624.87
(b) Capital work-in-progress	8	258.05	176.27
(c) Right-of-use assets	8	99.02	90.63
(d) Other intangible assets	8	41.58	46.52
(e) Financial assets			
(i) Investments	9	28.50	25.24
(ii) Other non-current financial assets	10	7.99	9.25
(f) Deferred tax assets (net)	11	188.59	186.43
(g) Income tax assets (net)	12	7.56	-
(h) Other non-current assets	13	61.77	12.71
<b>Total non-current assets</b>		<b>2,419.41</b>	<b>2,171.92</b>
<b>Current assets</b>			
(a) Inventories	14	938.54	903.85
(b) Financial assets			
(i) Investments	15	559.85	438.71
(ii) Trade receivables	16	1,853.88	1,182.74
(iii) Cash and cash equivalents	17	103.26	175.12
(iv) Bank balances other than cash and cash equivalents	18	1.51	1.12
(v) Loans	19	1.68	2.54
(vi) Other financial assets	20	8.98	2.32
(c) Other current assets	21	267.73	123.30
		<b>3,735.43</b>	<b>2,829.70</b>
(d) Assets classified as held for sale	22	-	13.33
<b>Total current assets</b>		<b>3,735.43</b>	<b>2,843.03</b>
<b>Total assets</b>		<b>6,154.84</b>	<b>5,014.95</b>
<b>EQUITY AND LIABILITIES</b>			
<b>Equity</b>			
(a) Equity share capital	23	25.07	25.07
(b) Other Equity	24	4,502.02	3,765.22
<b>Total Equity</b>		<b>4,527.09</b>	<b>3,790.29</b>
<b>Liabilities</b>			
<b>Non-current liabilities</b>			
(a) Financial liabilities			
(i) Lease liabilities	25	39.42	34.72
(ii) Other financial liabilities	26	1.82	1.05
(b) Other non current liabilities	27	1.67	2.00
(c) Provisions	28	51.15	80.27
(d) Deferred tax liabilities (net)	29	117.94	110.52
<b>Total non-current liabilities</b>		<b>212.00</b>	<b>228.56</b>
<b>Current liabilities</b>			
(a) Financial liabilities			
(i) Borrowings	30	211.99	2.59
(ii) Lease liabilities	31	8.76	10.11
(iii) Trade payables			
(a) total outstanding dues of micro and small enterprises; and	32	54.17	21.55
(b) total outstanding dues of creditors other than micro and small enterprises.	32	490.13	432.65
(iv) Other financial liabilities	33	495.82	374.20
(b) Other current liabilities	34	119.00	91.12
(c) Provisions	35	30.39	23.35
(d) Income tax liabilities (net)	36	5.49	40.53
<b>Total current liabilities</b>		<b>1,415.75</b>	<b>996.10</b>
<b>Total liabilities</b>		<b>1,627.74</b>	<b>1,224.66</b>
<b>Total Equity and Liabilities</b>		<b>6,154.84</b>	<b>5,014.95</b>
Material accounting policies	1 to 7		
The notes referred to above form an integral part of the consolidated financial statements	8 to 65		

As per our report of even date attached  
For B S R & Co. LLP  
Chartered Accountants  
Firm's Registration No: 101248W/W-100022

For and on behalf of Board of Directors of  
Ajanta Pharma Limited  
CIN - L24230MH1979PLC022059

Rekha Shenoy  
Partner  
Membership No. 124219

Yogesh M. Agrawal  
Managing Director  
DIN: 00073673

Rajesh M. Agrawal  
Joint Managing Director  
DIN: 00302467

Place : Mumbai  
Date : 05 May 2026

Arvind K. Agrawal  
Chief Financial Officer

Gaurang C. Shah  
Company Secretary  
FCS No. 6696

## Consolidated Statement of Profit and Loss

For the year ended 31 March 2026

Particulars	Note	₹ in Crore	
		Year ended 31 March 2026	Year ended 31 March 2025
<b>Income</b>			
Revenue from operations	37	5,452.86	4,648.10
Other income	38	172.07	94.50
<b>Total income</b>		<b>5,624.93</b>	<b>4,742.60</b>
<b>Expenses</b>			
Cost of materials consumed	39	916.51	846.60
Purchase of stock-in-trade	40	229.79	249.80
Changes in inventories of finished goods/stock-in-trade/work-in-progress	41	37.46	(25.64)
Employee benefits expense	42	1,291.15	1,089.69
Finance costs	43	16.11	20.73
Depreciation and amortisation expense	44	173.14	144.11
Other expenses	45	1,583.12	1,228.15
<b>Total expenses</b>		<b>4,247.28</b>	<b>3,553.44</b>
<b>Profit before tax</b>		<b>1,377.65</b>	<b>1,189.16</b>
Tax expense	64		
- Current tax			
For current year		300.17	337.28
For earlier years		(0.09)	(24.98)
- Deferred tax		21.57	(43.53)
<b>Total tax expense</b>		<b>321.65</b>	<b>268.77</b>
<b>Profit for the year</b>		<b>1,056.00</b>	<b>920.39</b>
<b>Other comprehensive income / (loss)</b>			
Items that will not be reclassified subsequently to profit or loss			
Re-measurement of defined benefit liability/(assets)		(0.48)	(8.96)
Income tax relating to items that will not be reclassified to profit or loss		0.17	3.13
<b>Net other comprehensive income / (loss) that will not be reclassified subsequently to profit or loss</b>		<b>(0.31)</b>	<b>(5.83)</b>
Items that will be reclassified subsequently to profit or loss			
Exchange differences in translating the financial statements of foreign operations		29.39	7.68
Income tax relating to items that will be reclassified to profit or loss		-	-
<b>Net other comprehensive (loss) / income to be reclassified subsequently to profit or loss</b>		<b>29.39</b>	<b>7.68</b>
<b>Other comprehensive income / (loss) for the year (net of income tax)</b>		<b>29.08</b>	<b>1.85</b>
<b>Total comprehensive income for the year</b>		<b>1,085.08</b>	<b>922.24</b>
<b>Earnings Per Equity Share (Face Value ₹ 2/-)</b>	47		
Basic (₹)		84.53	73.56
Diluted (₹)		84.51	73.53
Material accounting policies	1 to 7		
The notes referred to above form an integral part of the consolidated financial statements	8 to 65		

As per our report of even date attached  
For B S R & Co. LLP  
Chartered Accountants  
Firm's Registration No: 101248W/W-100022

For and on behalf of Board of Directors of  
Ajanta Pharma Limited  
CIN - L24230MH1979PLC022059

Rekha Shenoy  
Partner  
Membership No. 124219

Yogesh M. Agrawal  
Managing Director  
DIN: 00073673

Rajesh M. Agrawal  
Joint Managing Director  
DIN: 00302467

Place : Mumbai  
Date : 05 May 2026

Arvind K. Agrawal  
Chief Financial Officer

Gaurang C. Shah  
Company Secretary  
FCS No. 6696

## Consolidated Statement of Changes in Equity

For the year ended 31 March 2026

### A. Equity share capital (Refer note 23)

₹ in Crore

Particulars	Balance as at 01 April 2025	Changes in Equity Share Capital due to prior period errors	Restated balance at the beginning of the current reporting period	Changes in equity share capital during the year	Balance as at 31 March 2026
Authorised	30.00	-	30.00	-	30.00
Issued, Subscribed & Paid up	25.07	-	25.07	-	25.07

₹ in Crore

Particulars	Balance as at 01 April 2024	Changes in Equity Share Capital due to prior period errors	Restated balance at the beginning of the current reporting period	Changes in equity share capital during the year	Balance as at 31 March 2025
Authorised	30.00	-	30.00	-	30.00
Issued, Subscribed & Paid up	25.27	-	25.27	(0.20)	25.07

### B. Other equity (Refer note 24)

Particulars	Reserves & Surplus					Other Comprehensive Income		Total	Non-Controlling Interests	Total Equity
	Capital Redemption Reserve	Securities Premium	General Reserve	Employee Stock Options Outstanding Account	Retained Earnings	Foreign Currency Translation Reserve	Other items (Re-measurement gains (losses) on defined benefit plans)			
<b>Balance as at 31 March 2024</b>	<b>0.44</b>	<b>0.18</b>	<b>211.04</b>	<b>5.65</b>	<b>3,314.35</b>	<b>21.33</b>	<b>(10.89)</b>	<b>3,542.10</b>	<b>-</b>	<b>3,542.10</b>
Profit for the period	-	-	-	-	920.39	-	-	920.39	-	920.39
Other comprehensive income	-	-	-	-	-	7.68	(5.83)	1.85	-	1.85
<b>Total comprehensive income</b>	<b>-</b>	<b>-</b>	<b>-</b>	<b>-</b>	<b>920.39</b>	<b>7.68</b>	<b>(5.83)</b>	<b>922.24</b>	<b>-</b>	<b>922.24</b>
Exercised Stock Options	-	-	-	3.57	-	-	-	3.57	-	3.57
Utilised for buy-back of Equity Shares (refer note 23.7)	-	(0.36)	(139.48)	-	-	-	-	(139.84)	-	(139.84)
Expense & Tax on buyback of equity shares (refer note 23.7)	-	-	-	-	(213.11)	-	-	(213.11)	-	(213.11)
Transfer to Capital Redemption Reserve for buyback of Equity Shares (refer note 23.7)	0.21	-	(0.00)	-	-	-	-	0.21	-	0.21
Exercised Stock Options	-	3.84	-	-	-	-	-	3.84	-	3.84
Share based payment expenses	-	-	-	(4.04)	-	-	-	(4.04)	-	(4.04)
Dividend Paid	-	-	-	-	(349.75)	-	-	(349.75)	-	(349.75)
<b>As at 31 March 2025</b>	<b>0.65</b>	<b>3.66</b>	<b>71.56</b>	<b>5.18</b>	<b>3,671.88</b>	<b>29.01</b>	<b>(16.72)</b>	<b>3,765.22</b>	<b>-</b>	<b>3,765.22</b>
<b>Balance as at 1 April 2025</b>	<b>0.65</b>	<b>3.66</b>	<b>71.56</b>	<b>5.18</b>	<b>3,671.88</b>	<b>29.01</b>	<b>(16.72)</b>	<b>3,765.22</b>	<b>-</b>	<b>3,765.22</b>
Profit for the period	-	-	-	-	1,056.00	-	-	1,056.00	-	1,056.00
Other comprehensive income (net of tax)	-	-	-	-	-	29.39	(0.31)	29.08	-	29.08
Total comprehensive income	-	-	-	-	1,056.00	29.39	(0.31)	1,085.08	-	1,085.08
Exercised Stock Options	-	-	-	1.54	-	-	-	1.54	-	1.54
Exercised Stock Options	-	3.50	-	-	-	-	-	3.50	-	3.50
Share based payment expenses	-	-	-	(3.50)	-	-	-	(3.50)	-	(3.50)
Dividend Paid	-	-	-	-	(349.82)	-	-	(349.82)	-	(349.82)
<b>As at 31 March 2026</b>	<b>0.65</b>	<b>7.16</b>	<b>71.57</b>	<b>3.22</b>	<b>4,378.05</b>	<b>58.40</b>	<b>(17.03)</b>	<b>4,502.02</b>	<b>-</b>	<b>4,502.02</b>

## Consolidated Statement of Changes in Equity

For the year ended 31 March 2026

### a) Capital Redemption Reserve

As per Companies Act, 2013, capital redemption reserve is created on redemption of preference shares and when company purchases its own shares out of free reserves or securities premium. A sum equal to the nominal value of the shares redeemed or purchased is transferred to capital redemption reserve.

### b) Securities Premium

Securities premium account comprises of premium on issue of shares. The reserve is utilised in accordance with the specific provision of the Companies Act, 2013.

### c) General Reserve

The General reserve is used from time to time to transfer profits from retained earnings for appropriation purposes.

### d) Employee Stock Option Outstanding

The fair value of the equity-settled share based payment transactions are debited to Statement of Profit and Loss with corresponding credit to Employee Stock Options Outstanding Account over the vesting period of the options.

### e) Retained Earnings

Retained Earnings are the profits that the Company has earned till date less any transfer to general reserve, dividends or other distributions paid to shareholders.

### f) Foreign Currency Translation Reserve

This reserve represents exchange differences arising on account of conversion of foreign operations to Company's functional currency.

Material accounting policies 1 to 7

The notes referred to above form an integral part of the consolidated financial statements 8 to 65

#### As per our report of even date attached

For **B S R & Co. LLP**  
Chartered Accountants  
Firm's Registration No: 101248W/W-100022

For and on behalf of Board of Directors of  
**Ajanta Pharma Limited**  
CIN - L24230MH1979PLC022059

**Rekha Shenoy**  
Partner  
Membership No. 124219

**Yogesh M. Agrawal**  
Managing Director  
DIN: 00073673

**Rajesh M. Agrawal**  
Joint Managing Director  
DIN: 00302467

Place : Mumbai  
Date : 05 May 2026

**Arvind K. Agrawal**  
Chief Financial Officer

**Gaurang C. Shah**  
Company Secretary  
FCS No. 6696

## Consolidated Statement of Cash Flow

For the year ended 31 March 2026

Particulars	₹ in Crore	
	Year ended 31 March 2026	Year ended 31 March 2025
<b>A. Cash flow from operating activities</b>		
Profit before tax	1,377.65	1,189.16
Adjustment for		
Depreciation and amortisation expense	173.14	144.11
Net (Gain) / Loss on sale / discard of property, plant and equipment	1.87	0.60
Finance costs	16.11	20.73
(Gain) / Loss on fair value of investment	(1.55)	3.65
Loss on fair value of derivative	88.92	8.82
Gain on sale/redemption of Current Investments	(8.70)	(14.99)
Interest income on investment and deposits	(51.60)	(44.08)
Deferred Government grant	(0.33)	(0.33)
Share based payment expense	1.53	3.88
Unrealised Foreign exchange (Gain)	(58.14)	(10.31)
Impairment loss on financial assets	2.21	0.03
<b>Operating cash flow before working capital changes</b>	<b>1,541.11</b>	<b>1,301.27</b>
<b>Changes in working capital</b>		
(Increase) / Decrease in Trade receivable	(590.84)	80.48
(Increase) / Decrease in Other receivable	(158.82)	25.29
(Increase) in Inventories	(30.95)	(74.51)
Increase / (Decrease) in Trade payable	90.79	(8.45)
Increase in Other payable	59.28	115.64
(Decrease) / Increase Provisions	(22.39)	40.48
<b>Cash generated from operating activities</b>	<b>888.18</b>	<b>1,480.20</b>
Net income tax paid	(358.99)	(322.97)
<b>Net cash generated from operating activities</b>	<b>529.19</b>	<b>1,157.23</b>
<b>B. Cash flow from investing activities</b>		
Capital expenditure on property, plant and equipment & intangible assets including capital advances	(365.16)	(317.92)
Proceeds from sale of property, plant and equipment	5.41	1.14
Bank balances not considered as cash and cash equivalents	(0.39)	0.16
Purchase of current investments	(2,659.98)	(2,761.21)
Proceeds from sale of current investments	2,549.09	2,663.48
Income on investments and deposits	45.37	44.08
Investment in Limited Liability Partnership - Non Current Investment	(3.26)	(6.25)
<b>Net cash (used) in investing activities</b>	<b>(428.92)</b>	<b>(376.52)</b>
<b>C. Cash flow from financing activities</b>		
Proceeds from Issue of Equity Shares		0.01
Proceeds of borrowings (net)	209.40	1.10
Interest paid	(12.80)	(17.31)
Payment of lease liability (includes interest of ₹ 3.31 crores in year ending on 31 March 2026 and ₹ 3.43 crores in year ending on 31 March 2025)	(14.80)	(14.89)
(Payment) for buyback of equity shares (refer note 23.7)	-	(351.34)
(Payment) for expenses for buyback of equity shares (refer note 23.7)	-	(1.61)
Dividend paid	(349.72)	(349.37)
<b>Net cash used in financing activities</b>	<b>(167.92)</b>	<b>(733.41)</b>
<b>Net (decrease) / increase in cash and cash equivalents (A + B + C)</b>	<b>(67.65)</b>	<b>47.30</b>

## Consolidated Statement of Cash Flow

For the year ended 31 March 2026

Particulars	₹ in Crore	
	Year ended 31 March 2026	Year ended 31 March 2025
Cash and cash equivalents as at the beginning of the year	175.12	129.49
Cash and cash equivalents as at the end of the year	107.47	176.79
<b>Reconciliation of cash and cash equivalents with the Balance sheet</b>		
Cash and cash equivalents as restated as at the end of the year	107.47	176.79
Unrealised (loss) on foreign currency cash and cash equivalents	(4.21)	(1.67)
<b>Cash and cash equivalents as per balance sheet (refer note 17)</b>	<b>103.26</b>	<b>175.12</b>

Figures in brackets indicates outflow.

### Note:

- The above Cash Flow Statement has been prepared under the 'Indirect Method' as set out in the Indian Accounting Standard 7 (Ind AS -7) "Statement of Cash Flow" under Section 133 of the Companies Act 2013.
- Cash comprises cash on hand, current accounts and deposits with banks. Cash equivalents are short-term balances (with an original maturity of three months or less from the date of acquisition).
- Reconciliation between the opening and closing balances in the balance sheet for liabilities arising from financing activities.

Particulars	Notes	As at 31 March 2025	Cash Flows	Non-cash changes			As at 31 March 2026
				Acquisition	Foreign exchange movement	Fair value change	
Borrowing	30	2.59	209.40	-	-	-	211.99

- During the year the Group paid ₹ 23.73 crore (31 March 2025 ₹ 20.43 crore) towards corporate social responsibility (CSR) expenditure included in corporate social responsibility expenditure refer note 57).
- Movement in lease liabilities (refer note 54).

Material accounting policies

1 to 7

The notes referred to above form an integral part of the consolidated financial statements

8 to 65

### As per our report of even date attached

For **B S R & Co. LLP**  
Chartered Accountants  
Firm's Registration No: 101248W/W-100022

For and on behalf of Board of Directors of  
**Ajanta Pharma Limited**  
CIN - L24230MH1979PLC022059

**Rekha Shenoy**  
Partner  
Membership No. 124219

**Yogesh M. Agrawal**  
Managing Director  
DIN: 00073673

**Rajesh M. Agrawal**  
Joint Managing Director  
DIN: 00302467

Place : Mumbai  
Date : 05 May 2026

**Arvind K. Agrawal**  
Chief Financial Officer

**Gaurang C. Shah**  
Company Secretary  
FCS No. 6696

# Notes to the Consolidated Financial Statements

For the year ended 31 March 2026

## 1. Corporate Information

Ajanta Pharma Limited ("the Company") is a public limited company incorporated and domiciled in India. Its shares are listed on Bombay Stock Exchange and National Stock Exchange. The registered office of Holding Company is located at Ajanta Tower, 54-A, MV Road, Chakala, Andheri (E), Mumbai – 400 093. These Consolidated Financial statements ("CFS") comprises the Company and its wholly owned subsidiaries (referred to collectively as the "Group").

The Group is primarily involved in development, manufacturing and marketing of speciality pharmaceutical finished dosages.

## 2. Basis of Preparation

### Statement of Compliance

These consolidated financial statements have been prepared in accordance with the Indian Accounting Standards ('Ind AS') as per the Companies (Indian Accounting Standards) Rules, 2015, as amended from time to time, notified under section 133 of the Companies Act, 2013 ('Act') and other relevant provisions of the Act. These consolidated financial statements have been prepared on an accrual basis and under the historical cost basis, except otherwise stated.

These Consolidated Financial Statements for the year ended 31 March 2026 have been reviewed by the Audit Committee and subsequently approved by the Board of Directors at its meeting held on 05 May 2026.

### Use of estimates and judgements:

The preparation of consolidated financial statements in conformity with Ind AS requires management to make judgments, estimates and assumptions that affect the application of accounting policies and the reported amounts of assets, liabilities, income and expenses and the disclosure of contingent liabilities on the date of the financial statements. Actual results could differ from those estimates. Estimates and underlying assumptions are reviewed on an ongoing basis. Any revision to accounting estimates is recognised prospectively in current and future periods.

### Judgements

Information about judgements made in applying accounting policies that have the most significant effects on the amounts recognised in the financial statements is included in the following notes

### Classification of Lease as per Ind AS 116

Ind AS 116 Leases requires a lessee to determine the lease term as the non-cancellable period of a lease adjusted

with any option to extend or terminate the lease, if the use of such option is reasonably certain. The Group makes an assessment on the expected lease term on lease by lease basis and thereby assesses whether it is reasonably certain that any options to extend or terminate the contract will be exercised. In evaluating the lease term, The Group considers factors such as any significant leasehold improvements undertaken over the lease term, costs relating to the termination of lease and the importance of the underlying lease to The Group's operations taking into account the location of the underlying asset and the availability of the suitable alternatives. The lease term in future periods is reassessed to ensure that the lease term reflects the current economic circumstances. The discount rate is generally based on the incremental borrowing rate specific to the lease being evaluated or for a portfolio of leases with similar characteristics.

### Estimates

Information about assumptions and estimation uncertainties at the reporting date that have a significant risk of resulting in a material adjustment to the carrying amounts of assets and liabilities within the next financial year is included in the following notes

### Recognition of current and deferred tax assets:

The Group's tax charge on ordinary activities is the sum of the total current and deferred tax charges. The calculation of The Group's total tax charge necessarily involves a degree of estimation in respect of certain items whose tax treatment cannot be finally determined until resolution has been reached with the relevant tax authority or, as appropriate, through a formal legal process. The final resolution of some of these items may give rise to material profits/losses and/or cash flows.

The complexity of The Group's structure makes the degree of estimation more challenging. The resolution of issues is not always within the control of The Group and it is often dependent on the efficiency of the legal processes in the relevant taxing jurisdictions in which The Group operates. Issues can, and often do, take many years to resolve.

Payments in respect of tax liabilities for an accounting period result from payments on account and on the final resolution of open items. As a result there can be substantial differences between the tax charge in the Statement of Profit and Loss and tax payments.

The recognition of deferred tax assets is based upon whether it is more likely than not that sufficient and suitable taxable profits will be available in the future against which the reversal of temporary differences can be deducted. To determine the future taxable profits, reference is made to the latest available profit forecasts. Where the temporary differences are related to losses, relevant tax law is

# Notes to the Consolidated Financial Statements

For the year ended 31 March 2026

considered to determine the availability of the losses to offset against the future taxable profits.

### Chargebacks, rebates and discount:

Provisions for chargeback, rebates, discounts, other deductions and Medicaid payments are estimated and provided for in the year of sales and recorded as reduction of revenue. A chargeback claim is a claim made by the wholesaler for the difference between the price at which the product is initially invoiced to the wholesaler and the net price at which it is agreed to be procured from the Group. Provisions for such chargebacks, rebates and discounts are accrued and estimated based on historical average rate actually claimed over a period of time, current contract prices with wholesalers/other customers and estimated inventory holding by the wholesaler.

### Property, plant and equipment:

Useful lives of tangible assets are based on the life prescribed in Schedule II of the Act. In cases, where the useful lives are different from that prescribed in Schedule II, they are based on technical advice, taking into account the nature of the asset, the estimated usage of the asset, the operating conditions of the asset, past history of replacement, anticipated technological changes, manufacturers' warranties and maintenance support.

### Recognition and measurement of defined benefit obligations:

The obligation arising from the defined benefit plan is determined on the basis of actuarial valuation. Key actuarial assumptions include discount rate, trends in salary escalation and vested future benefits and life expectancy. The discount rate is determined with reference to market yields at the end of the reporting period on the government bonds. The period to maturity of the underlying bonds correspond to the probable maturity of the post-employment benefit obligations.

### Intangible Assets

Intangible assets majorly consist of trademark and software licences which are amortised over licence period which equates the economic useful life ranging between 2-5 years on a straight-line basis over the period of its economic useful life.

### Allowance for uncollected accounts receivable and advances

Trade receivables do not carry any interest and are stated at their normal value as reduced by appropriate allowances for estimated irrecoverable amounts. Individual trade receivables are written off when management seems

them not collectible. Impairment is made using expected credit loss model.

The impairment provisions for financial assets are based on assumption about risk of default and expected loss rates. Judgement in making these assumptions and selecting the inputs to the impairment calculation are based on past history, existing market condition as well as forward looking estimates at the end of each reporting period.

### Allowances for inventories

Management reviews the inventory age listing on a periodic basis. The review involves comparison of the carrying value of the aged inventory items. The purpose is to ascertain whether an allowance is required to be made in the financial statement for any obsolete and slow-moving items. Management is satisfied that adequate allowance for obsolete and slow-moving inventories has been made in the group's financial statements.

Management also reviews net realizable value for all its inventory and is satisfied that adequate allowance has been made in the financial statements.

### Contingencies

Management judgement is required for estimating the possible outflow of resources, if any, in respect of contingencies/claim/litigations against the Group as it is not possible to predict the outcome of pending matters with accuracy.

### Impairment reviews

An impairment exists when the carrying value of an asset or cash generating unit ('CGU') exceeds its recoverable amount. Recoverable amount is the higher of its fair value less costs to sell and its value in use. The value in use calculation is based on a discounted cash flow model. In calculating the value in use, certain assumptions are required to be made in respect of highly uncertain matters, including management's expectations of growth in EBITDA, long term growth rates; and the selection of discount rates to reflect the risks involved.

### Determination of functional currency

Each entity in the group determines its own functional currency (the currency of the primary economic environment in which the entity operates) and items included in the financial statements of each entity are measured using that functional currency. Ind AS 21, "The Effects of Changes in Foreign Exchange Rates" prescribes the factors to be considered for the purpose of determination of functional currency. Management uses its judgement to determine the functional currency that most faithfully represents the economic effects of the underlying transactions, events and conditions.

# Notes to the Consolidated Financial Statements

For the year ended 31 March 2026

## Refund Liability:

In determining the provision for anticipated sales returns, estimates for probable saleable and non-saleable returns of goods from the customers are made on scientific basis after factoring in the historical data of such returns and its trend.

## 3. Principles of consolidation

These consolidated financial statements comprise the financial statement of the Company and its wholly owned subsidiaries. A subsidiary is an entity over which the Group has control. Control is achieved when the Group is exposed, or has rights, to variable returns from its involvement with the investee and has the ability to affect those returns through its power over the investee. Specifically, the Group controls an investee if and only if the Group has:

- Power over the investee (i.e. existing rights that give it the current ability to direct the relevant activities of the investee)
- Exposure, or rights, to variable returns from its involvement with the investee, and
- The ability to use its power over the investee to affect its returns.

Generally, there is a presumption that a majority of voting rights result in control. To support this presumption and when the Group has less than a majority of the voting or similar rights of an investee, the Group considers all relevant facts and circumstances in assessing whether it has power over an investee, including:

- The contractual arrangement with the other vote holders of the investee.
- Rights arising from other contractual arrangements
- The Group's voting rights and potential voting rights
- The size of the Group's holding of voting rights relative to the size and dispersion of the holdings of the other voting rights holders.

The Group re-assesses whether or not it controls an investee if facts and circumstances indicate that there are changes to one or more of the three elements of control.

Consolidated financial statements are prepared using uniform accounting policies for like transactions and other events in similar circumstances. If a member of the Group uses accounting policies other than those adopted in the consolidated financial statements for like transactions and events in similar circumstances, appropriate adjustments are made to that Group member's financial statements in preparing the consolidated financial statements to ensure conformity with the Group's accounting policies.

## Consolidation procedure

### (i) Subsidiaries

Subsidiaries are entities controlled by the Group. The Group controls an entity when it is exposed to, or has rights to, variable returns from its involvement with the entity and has the ability to affect those returns through its power over the entity. The financial statements of subsidiaries are included in the consolidated financial statements from the date on which control commences until the date on which control ceases.

Items of assets, liabilities, equity, income, expenses and cashflows of the parents with those of its subsidiaries are combined like to like basis. For this purpose, income & expenses of the subsidiaries are based on the assets and liabilities recognised in consolidated financial statements at acquisition date.

### (ii) Non-controlling interests (NCI)

NCI are measured at their proportionate share of the acquiree's net identifiable assets at the date of acquisition.

Non-controlling interests in the net assets (excluding goodwill) of consolidated subsidiaries are identified separately from the Group's equity. NCI are measured at their proportionate share of the acquiree's net identifiable assets at the date of acquisition. Subsequent to acquisition, the carrying amount of non-controlling interests is the amount of those interests at initial recognition plus the non-controlling interests' share of subsequent changes in equity. Total comprehensive income is attributed to non-controlling interests even if it results in the non-controlling interest having a deficit balance.

### (iii) Loss of control

When the Group loses control over a subsidiary, it derecognises the assets and liabilities of the subsidiary, and any related NCI and other components of equity. Any interest retained in the former subsidiary is measured at fair value at the date the control is lost. Any resulting gain or loss is recognised in Statement of Profit and Loss.

### (iv) Transaction's eliminated on consolidation

Intra-group balances and transactions, and any unrealised income and expenses arising from intra-group transactions, are eliminated. Unrealised losses are eliminated in the same way as unrealised gains, but only to the extent that there is no evidence of impairment.

## 4. Functional and Presentation Currency

Group's consolidated financial statements are presented in Indian rupees, which is the functional currency of the Holding Company. For each entity the Group determines

# Notes to the Consolidated Financial Statements

For the year ended 31 March 2026

the functional currency and items included in the financial statements of each entity are measured using that functional currency.

## Initial recognition

currency transactions are recorded by the Group's entities at their respective functional currency, by applying to the foreign currency amount the exchange rate between the functional currency and foreign currency at the date of the transaction.

## Conversion

Foreign currency monetary items are reported at functional currency spot rate of exchange at reporting date. 'Non-monetary items that are measured in terms of historical cost in a foreign currency are translated using the exchange rates at the dates of the initial transactions.

## Group companies

On consolidation, the assets and liabilities of foreign operations are translated into Indian rupees at the rate of exchange prevailing at the reporting date and their statements of profit or loss are translated at average exchange rates.

For practical reasons, the Group uses an average rate to translate income and expense items, if the average rate approximates the exchange rates at the dates of the transactions. The exchange differences arising on translation for consolidation are recognised in OCI. On disposal of a foreign operation, the component of OCI relating to that particular foreign operation is recognised in profit or loss.

## 5. Rounding of Amounts

All amounts disclosed in the financial statements and notes have been rounded off to the nearest Crore.

## 6. Current / non-current classification

An entity shall classify an asset as current when-

- it expects to realise the asset, or intends to sell or consume it, in its normal operating cycle;
- it holds the asset primarily for the purpose of trading;
- it expects to realise the asset within twelve months after the reporting period; or
- the asset is cash or a cash equivalent unless the asset is restricted from being exchanged or used to settle a liability for at least twelve months after the reporting period.

An entity shall classify all other assets as non-current.

An entity shall classify a liability as current when-

- it expects to settle the liability in its normal operating cycle;
- it holds the liability primarily for the purpose of trading;
- the liability is due to be settled within twelve months after the reporting period; or
- it does not have an unconditional right to defer settlement of the liability for at least twelve months after the reporting period. Terms of a liability that could, at the option of the counterparty, result in its settlement by the issue of equity instruments do not affect its classification.

An entity shall classify all other liabilities as non-current.

## Operating Cycle

An operating cycle is the time between the acquisition of assets for processing and their realisation in cash or cash equivalents.

Based on the nature of products / activities of the group and the normal time between acquisition of assets and their realisation in cash or cash equivalents, the group has determined its operating cycle as twelve months for the purpose of classification of its assets and liabilities as current and non-current.

## 7. Material Accounting Policies

### 7.1 Property, Plant and Equipment

#### Recognition and measurement

Items of PPE are carried at cost less accumulated depreciation and impairment losses, if any. The cost of an item of PPE comprises its purchase price, including import duties and other non-refundable taxes or levies and any directly to the attributable cost of bringing the assets to its working condition for its intended use and any trade discount and rebates are deducted in arriving at purchase price. Cost of the assets also includes interest on borrowings attributable to acquisition of qualifying fixed assets up to the date the asset is ready for its intended use incurred up to that date.

Such cost includes the cost of replacing part of the plant and equipment and borrowing costs for long-term construction projects if the recognition criteria are met. When significant parts of plant and equipment are required to be replaced at intervals, the Group depreciates these components separately based on their specific useful lives. Likewise, when a major inspection is performed, its cost is recognised in the carrying amount of the plant and equipment as a replacement if the recognition criteria are satisfied. All other repair and maintenance costs are recognised in the statement of profit or loss as incurred.

# Notes to the Consolidated Financial Statements

For the year ended 31 March 2026

Cost of Items of Property, plant and equipment not ready for intended use as on the balance sheet date, is disclosed as capital work in progress. Advances given towards acquisition of property, plant and equipment outstanding at each balance sheet date are disclosed as Capital Advance under Other non-current assets.

All identifiable revenue expenses including interest incurred in respect of various projects / expansion, net of income earned during the project development stage prior to its intended use, are considered as directly attributable expenses and disclosed under Capital Work – in – Progress.

Capital expenditure on Property, plant and equipment for research and development is classified under property, plant and equipment and is depreciated on the same basis as other property, plant and equipment.

Property, plant and equipment are derecognised either on disposal or when the asset retires from active use. Losses arising in the case of the retirement of property, plant and equipment and gains or losses arising from disposal of property, plant and equipment are recognised in the statement of profit and loss in the year of occurrence.

## Transition to Ind AS

The cost property, plant and equipment at 1 April 2016, the Companies date of transition to Ind AS, was determined with reference to its carrying value recognised as per the previous GAAP (deemed cost), as at the date of transition to Ind AS.

## Subsequent expenditure

Subsequent expenditure is capitalised only if it is probable that the future economic benefits associated with the expenditure will flow to the company and the cost of the item can be measured reliably.

## Depreciation

Depreciation is the systematic allocation of the depreciable amount of PPE over its useful life and is provided on a straight-line basis over the useful lives as prescribed under Schedule II to the Act or as per technical assessment. The residual values, useful lives and method of depreciation of PPE is reviewed at each financial year end and adjusted prospectively, if appropriate.

Depreciation on additions / disposals is provided on a pro-rata basis i.e. from / up to the date on which is asset is ready to use / disposed off. Freehold land is not depreciated.

The estimated useful lives of Tangible assets are as follows

PPE	Useful Life
Buildings *	5 Years to 60 Years
Plant and Equipment *	3 Years to 25 Years
Laboratory Equipments *	3 Years to 10 Years
Furniture and Fixtures *	10 Years
Vehicles	8 Years to 10 Years
Office Equipment's *	3 Years to 5 Years
Computers	3 Years

\* For these class of assets, the useful life of assets is different than the prescribed life as per Part C of Schedule II of the Companies Act, 2013. The different useful life is based on internal technical evaluation by the Company and historical usage of assets.

Dies & Punches having useful life of 3 years as per technical evaluation and management estimate and Solar Plants having useful life of 25 years.

Property, plant and equipment which are added / disposed off during the year, depreciation is provided on pro-rata basis.

Building constructed on leasehold land are depreciated based on the useful life specified in Schedule II to the Companies Act, 2013, where the lease period of the land is beyond the life of the building. In other cases, building constructed on leasehold land are amortised over the primary lease period of the land.

## Depreciation for Subsidiaries

Depreciation on property, plant and equipment has been provided at the rates required / permissible by the GAAPs of the respective countries. The management believes that these estimated useful lives are realistic and reflect fair approximation of the period over which the assets are likely to be used.

Vehicles acquired on finance leases are depreciated over the period of lease agreement or the useful life, whichever is shorter.

## 7.2 Intangible Assets

Intangible assets are recognised when it is probable that the future economic benefits that are attributable to the assets will flow to the Group and the cost of the assets can be measured reliably.

Intangible assets are carried at cost less accumulated amortisation and impairment losses, if any. Internally generated intangibles, excluding development costs as defined in Ind AS, are not capitalised and the related expenditure is reflected in Statement of profit and loss in the period in which the expenditure is incurred.

# Notes to the Consolidated Financial Statements

For the year ended 31 March 2026

Trademarks and software are amortised over their estimated useful life on straight line basis from the date they are available for intended use or the period of the license as applicable, subject to impairment test.

The amortisation period and the amortisation method for an intangible asset with a finite useful life are reviewed at least at the end of each reporting period. Changes in the expected useful life or the expected pattern of consumption of future economic benefits embodied in the asset are considered to modify the amortisation period or method, as appropriate, and are treated as changes in accounting estimates.

Gains or losses arising from derecognition of an intangible asset are measured as the difference between the net disposal proceeds and the carrying amount of the asset and are recognised in the statement of profit and loss when the assets are derecognised.

## Research and Development

Revenue expenditure on research is recognised in the statement of profit and loss in the period in which it is incurred.

Development expenditure incurred on an individual project is carried forward when its future recoverability can reasonably be regarded as assured. Any expenditure carried forward is amortised over the period of expected future sales from the related project. The carrying value of development costs is reviewed for impairment annually when the asset is not yet in use, and otherwise when events or changes in circumstances indicate that the carrying value may not be recoverable.

## Impairment on non-financial assets

The group's non-financial assets other than inventories and deferred tax assets, are reviewed at each reporting date to determine whether there is any indication of impairment. If any such indication exists, then the asset's recoverable amount is estimated.

For impairment testing, assets that do not generate independent cash inflows (i.e. corporate assets) are grouped together into cash-generating units (CGUs). Each CGU represents the smallest group of assets that generates cash inflows that are largely independent of the cash inflows of other assets or CGUs.

The recoverable amount of a CGU is the higher of its value in use and its fair value less costs to sell. Value in use is based on the estimated future cash flows, discounted to their present value using a discount rate that reflects current market assessments of the time value of money and the risks specific to the CGU.

An impairment loss is recognised if the carrying amount of an asset or CGU exceeds its estimated recoverable amount. Impairment loss recognized in respect of a CGU is allocated first to reduce the carrying amounts of the assets of the CGU (or group of CGUs) on a pro rata basis.

An impairment loss in respect of assets for which impairment loss has been recognized in prior periods, the Company reviews at each reporting date whether there is any indication that the loss has decreased or no longer exists. An impairment loss is reversed if there has been a change in the estimates used to determine the recoverable amount. Such a reversal is made only to the extent that the asset's carrying amount does not exceed the carrying amount that would have been determined, net of depreciation or amortization, if no impairment loss had been recognized.

The following intangible assets are tested for impairment each financial year even if there is no indication that the asset is impaired:

- i) An intangible asset that is not yet available for use; and
- ii) An intangible asset that is amortised over a period exceeding ten years from the date when the asset is available for use.

## 7.3 Non-current assets classified as held for sale

Assets are classified as held for sale and stated at the lower of carrying amount and fair value less costs to sell if the asset is available for immediate sale and its sale is highly probable that they will be recover primarily through sale rather than continue use. Such assets or group of assets are presented separately in the Balance Sheet as "Assets Classified as Held for Sale". Once classified as held for sale, intangible assets, investment property and property, plant and equipment are no longer amortized or depreciated.

## 7.4 Financial Instruments

Trade receivables and debt securities issued are initially recognised when they originate. All other financial assets and financial liabilities are initially recognised when the Company becomes a party to the contractual provisions of the instrument.

A financial asset (unless it is a trade receivable without a significant financing component) or financial liability is initially measured at fair value plus or minus, for an item not at FVTPL, transaction costs that are directly attributable to its acquisition or issue. A trade receivable without a significant financing component is initially measured at the transaction price.

A financial instrument is any contract that gives rise to a financial asset of one entity and a financial liability or equity instrument of another entity.

# Notes to the Consolidated Financial Statements

For the year ended 31 March 2026

## Financial Assets:

### Classification:

The Group classifies financial assets as subsequently measured at amortised cost, fair value through other comprehensive income or fair value through profit or loss, on the basis of its business model for managing the financial assets and the contractual cash flow characteristics of the financial asset.

### Initial recognition and measurement:

All financial assets excluding trade receivable (not measured subsequently at fair value through profit or loss) are recognised initially at fair value plus transaction costs that are attributable to the acquisition of the financial asset.

### Subsequent measurement:

For the purpose of subsequent measurement, financial assets are classified in two broad categories:

- Financial assets at fair value (FVTPL/FVTOCI)
- Financial assets at amortised cost

When assets are measured at fair value, gains and losses are either recognised in the statement of profit and loss (i.e. fair value through profit or loss (FVTPL)), or recognised in other comprehensive income (i.e. fair value through other comprehensive income (FVOCI)).

### Financial Assets measured at amortised cost (net of write down for impairment, if any):

Financial assets are measured at amortised cost when asset is held within a business model, whose objective is to hold assets for collecting contractual cash flows and contractual terms of the asset give rise on specified dates to cash flows that are solely payments of principal and interest. Such financial assets are subsequently measured at amortised cost using the effective interest rate (EIR) method less impairment, if any. The losses arising from impairment are recognised in the Statement of profit and loss.

### Financial Assets measured at Fair Value through Other Comprehensive Income ("FVTOCI"):

Financial assets under this category are measured initially as well as at each reporting date at fair value, when asset is held within a business model, whose objective is to hold assets for both collecting contractual cash flows and selling financial assets. Fair value movements are recognized in the other comprehensive income.

### Financial Assets measured at Fair Value through Profit or Loss ("FVTPL"):

Financial assets under this category are measured initially as well as at each reporting date at fair value with all changes recognised in profit or loss.

### Investment in Subsidiary:

Investment in equity instruments of Subsidiaries are measured at cost. In the financial statements, investment in subsidiaries is carried at cost. The carrying amount is reduced to recognise any impairment in the value of investment.

### Investment in Equity Instruments:

Equity instruments which are held for trading are classified as at FVTPL. Fair value changes on the instrument, excluding dividends, are recognised in profit or loss.

### Investment in Debt Instruments:

A debt instrument is measured at amortised cost or at FVTOCI. Any debt instrument, which does not meet the criteria for categorization as at amortized cost or as FVOCI, is classified as at FVTPL. Debt instruments included within the FVTPL category are measured at fair value with all changes recognised in the Statement of profit and loss.

### Derecognition of Financial Assets:

A financial asset is primarily derecognised when the rights to receive cash flows from the asset have expired or the Group has transferred its rights to receive cash flows from the asset.

### Impairment of Financial Assets:

In accordance with Ind AS 109, the Group applies expected credit loss (ECL) model for measurement and recognition of impairment loss on the financial assets that are debt instruments and trade receivables.

### Financial Liabilities:

#### Classification:

The Group classifies all financial liabilities as subsequently measured at amortised cost or FVTPL.

#### Initial recognition and measurement:

All financial liabilities are recognised initially at fair value and, in the case of loans, borrowings and payables, net of directly attributable transaction costs.

Financial liabilities include trade and other payables, loans and borrowings including bank overdrafts and derivative financial instruments.

# Notes to the Consolidated Financial Statements

For the year ended 31 March 2026

## Subsequent measurement:

Financial liabilities at fair value through profit or loss include financial liabilities held for trading and financial liabilities designated upon initial recognition as at fair value through profit or loss. Interest-bearing loans and borrowings are subsequently measured at amortised cost using the Effective Interest Rate (EIR) method. Gains and losses are recognised in profit or loss when the liabilities are derecognised as well as through EIR amortisation process. Amortised cost is calculated by taking into account any discount or premium on acquisition and fees or costs that are an integral part of the EIR. The EIR amortisation is included as finance costs in the Statement of Profit and Loss.

### Derecognition of Financial Liabilities:

A financial liability is derecognised when the obligation under the liability is discharged or cancelled or expires. When an existing financial liability is replaced by another from the same lender on substantially different terms, or the terms of an existing liability are substantially modified, such an exchange or modification is treated as the derecognition of the original liability and the recognition of a new liability. The difference in the respective carrying amounts is recognised in the Statement of Profit and Loss.

### Derivative Financial Instrument:

The Group uses derivative financial instruments, such as forward currency contracts to mitigate its foreign currency risks. Such derivative financial instruments are initially recognised at fair value on the date on which a derivative contract is entered into and are subsequently re-measured at fair value. Derivatives are carried as financial assets when the fair value is positive and as financial liabilities when the fair value is negative. Any changes therein are generally recognised in the statement of profit and loss.

## 7.5 Inventories

Raw materials and packing materials are valued at lower of cost (on moving weighted average basis) and the net realisable value, cost of which includes duties and taxes (net off CENVAT and Goods and Service Tax wherever applicable). Cost of imported raw materials

and packing materials lying in bonded warehouse includes the amount of customs duty. Finished products including traded goods and work-in-progress are valued at lower of cost and net realisable value.

The cost of finished goods and work-in-progress have been computed to include all cost of purchases, cost of conversion, appropriate share of fixed production overheads based on normal operating capacity and other related cost incurred in bringing the inventories to their present location and condition.

Net realisable value is the estimated selling price in the ordinary course of business, less the estimated costs of completion and selling expenses necessary to make the sale.

Slow and non-moving material, products nearing expiry, defective inventory are fully provided for and valued at net realisable value.

Goods and materials in transit are valued at actual cost incurred up to the date of balance sheet. Materials and other items held for use in production of inventories are not written down, if the finished products in which they will be used are expected to be sold at or above cost.

Consumables and other materials procured for R&D purpose are charged off when acquired.

The comparison of cost and Net realizable value is made on an item-by-item basis.

## 7.6 Cash and Cash Equivalents

Cash and Cash Equivalents comprise of cash on hand and cash at bank including fixed deposit/highly liquid investments with original maturity period of three months or less that are readily convertible to known amounts of cash and which are subject to an insignificant risk of changes in value.

For the purpose of the statement of cash flows, cash and cash equivalents consist of cash and short-term deposits, as defined above, as they are considered an integral part of the group's cash management.

## 7.7 Cash Flow Statement

Cash flows are reported using the indirect method, whereby net profit before tax is adjusted for the effects of transactions of a non-cash nature, any deferrals or accruals of past or future operating cash receipts or payments and item of income or expenses associated with investing or financing cash flows. The cash flow from operating, investing and financing activities of the Group are segregated.

## 7.8 Foreign Currency Transactions

Transactions in foreign currencies are translated into the Company's functional currency at the exchange rates at the dates of the transactions.

Monetary assets and liabilities denominated in foreign currencies are translated into the functional currency at the exchange rate at the reporting date. Non-monetary assets and liabilities that are measured at fair value in a foreign currency are translated into the functional currency at the exchange rate when the fair value was determined. Non-monetary assets and liabilities that are measured based on historical cost in a foreign currency are not translated.

# Notes to the Consolidated Financial Statements

For the year ended 31 March 2026

Foreign currency exchange differences are generally recognised in the statement of profit and loss.

Exchange differences arising on the settlement of monetary items or on translating monetary items at rates different from those at which they were translated on initial recognition during the period or in previous Financial Statements are recognised in the Standalone Statement of Profit and Loss in the period in which they arise. When a gain or loss on a non-monetary item is recognised in Other Comprehensive Income, any exchange component of that gain or loss is recognised in Other Comprehensive Income. Conversely, when a gain or loss on a non-monetary item is recognised in Standalone Statement of Profit and Loss, any exchange component of that gain or loss is recognised in Standalone Statement of Profit and Loss.

In case of foreign operations whose functional currency is different from the parent company's functional currency, the assets and liabilities of such foreign operations, The income and expenses of such foreign operations are translated to the reporting currency at the monthly average exchange rates prevailing during the year. Resulting foreign currency differences are recognized in other comprehensive income/ (loss) and presented within equity as part of FCTR. When a foreign operation is disposed of, in part or in full, the relevant amount in the FCTR is reclassified to the Consolidated Statement of Profit and Loss as a part of gain or loss on disposal.

## 7.9 Revenue Recognition

### Sale of Goods

Revenue is measured based on the transaction price adjusted for discounts, rebates, chargebacks, medic aids, product recalls & supply penalties, which is specified in a contract with customer. Revenue are net of estimated returns and taxes collected from customers.

Revenue from sale of goods is recognized at point in time when control is transferred to the customer and it is probable that consideration will be collected. Control of goods is transferred upon the shipment of the goods to the customer or when goods is made available to the customer as per terms agreed.

The transaction price is documented on the sales invoice and payment is generally due as per agreed credit terms with customer.

The consideration can be fixed or variable. Variable consideration is only recognised when it is highly probable that a significant reversal will not occur.

Sales return is variable consideration that is recognised and recorded based on historical experience, market conditions and provided for in the year of sale as reduction from revenue. The methodology and assumptions used to estimate returns are monitored and adjusted regularly in

line with trade practices, historical trends, past experience and projected market conditions.

### a) Recognition of Dividend Income, Interest income:

Dividend is accounted when the right to receive payment is established.

Interest income is recognized in the statement of profit and loss as it accrues, using the effective interest method. Interest income is recognized with reference to the Effective Interest Rate method.

### b) Income from Export Benefits and Other Incentives

Export benefits available under prevalent schemes are accrued as revenue in the year in which the goods are exported and / or services are rendered only when their reasonable assurance that the conditions attached to them will be complied with, and the amounts will be received. Export benefit receivables are carried at net realisable value.

## 7.10 Employee Benefits

### In case of Holding Company

All employee benefits payable wholly within twelve months of rendering service are classified as short-term employee benefits. Benefits such as salaries, wages, short-term compensated absences, performance incentives etc., and the expected cost of bonus, ex-gratia are recognised during the period in which the employee renders related service.

### (i) Defined benefit plans

The Company provides for gratuity, a defined benefit retirement plan ('the Gratuity Plan') covering eligible employees. The Gratuity Plan provides a lump-sum payment to vested employees at retirement, death, incapacitation or termination of employment, of an amount based on the respective employee's salary and the tenure of employment with the Company.

Liabilities with regard to Gratuity Plan are determined by actuarial valuation, performed by an independent actuary, at each balance sheet date using the Projected Unit Credit Method.

The Company fully contributes all ascertained liabilities to the Ajanta Pharma Limited Group Gratuity Trust (the Trust). Trustees administer contributions made to the Trust and contributions are invested in a scheme with Life Insurance Corporation of India as permitted by laws of India.

The retirement benefit obligations recognised in the balance sheet represents the present value of the defined benefit obligations reduced by the fair value of scheme assets. Any asset resulting from this calculation is limited

# Notes to the Consolidated Financial Statements

For the year ended 31 March 2026

to the present value of available refunds and reductions in future contributions to the scheme. The Company recognizes the net obligation of a defined benefit plan in its balance sheet as an asset or liability. Actuarial gains and losses are recognised in full in the other comprehensive income for the period in which they occur. The effect of any plan amendments are recognized in the Statement of Profit and Loss.

### (ii) Defined contribution plans

Contributions to defined contribution plans are recognised as expense when employees have rendered services entitling them to such benefits.

The Company pays provident fund contributions to publicly administered provident funds as per local regulations. The Company has no further payment obligations once the contributions have been paid. The contributions are accounted for as defined contribution plans and the contributions are recognized as employee benefit expense when they are due. Prepaid contributions are recognized as an asset to the extent that a cash refund or a reduction in the future payments is available.

### (iii) Compensated absences

The Company has a policy on compensated absences which are both accumulating and non-accumulating in nature. The expected cost of accumulating compensated absences is determined by actuarial valuation performed by an independent actuary at each balance sheet date using projected unit credit method on the additional amount expected to be paid/availed within twelve months as a result of the unused entitlement that has accumulated at the balance sheet date.

Compensated absences which are not expected to occur within twelve months after the end of the period in which the employee renders the related services are recognised as a liability at the present value of the defined benefit obligation at the balance sheet date.

Expense on non-accumulating compensated absences is recognized in the period in which the absences occur.

### (iv) Share-based compensation

Employees Stock Options Plans ("ESOPs"): The grant date fair value of options granted to employees is recognized as an employee expense, over the period that the employees become unconditionally entitled to the options. The expense is recorded for each separately vesting portion of the award as if the award was, in substance, multiple awards. The increase in equity recognized in connection with share based payment transaction is presented as a separate component in equity under "Employee Stock Options Outstanding Reserve". The amount recognized

as an expense is adjusted to reflect the actual number of stock options that vest. The options granted to employees of subsidiary is recognised as an equity investment.

The company recognizes compensation expense relating to share-based payments in net profit using fair-value in accordance with Ind AS 102, Share-Based Payment.

### In case of Subsidiary at Mauritius

For employees who are not covered by a pension plan, the net present value of severance allowances payable under the Employment Rights Act 2008 is provided for. The obligations arising under this item are not funded.

### In case of Subsidiary at Philippines

#### Short-term benefits

The Company recognizes a liability net of amounts already paid and an expense for services rendered by employees during the accounting period. Short term benefits given by the Company to its employees include salaries and wages, social security contributions, short term compensated absences, bonuses and other non-monetary benefits.

#### Post-employment benefits

The Company does not have a formal retirement benefit plan. However, the Company is subject to the provisions of Republic Act No. 7641, retirement law.

#### Compensated Absences

Compensated absences are recognized for the number of paid leave days remaining at the end of the reporting period. Those are included in the salaries and wages account and are recognized when availed of by the employees.

### In case of Subsidiary at USA

#### Short-term benefits

The Company recognizes a liability net of amounts already paid and an expense for services rendered by employees during the accounting period. Short-term benefits given by the Company to its employees include salaries and wages, social security contributions, Medicare contributions, and other non-monetary benefits. A liability is recognised for the amount expected to be paid, if the Company has a present legal or constructive obligation to pay this amount as a result of past service provided by the employee, and the amount of obligation can be estimated reliably

#### Post-employment benefits

The Company provides a 401(k) retirement program for full-time employees who are 21 years of age or older. Eligible employees are entitled to participate in the company

## Notes to the Consolidated Financial Statements

For the year ended 31 March 2026

offered plan with an option to contribute up to maximum 3% of annual base salary. For employees with an annual base salary above the annual compensation limits, as determined by the Federal Internal Revenue Service (Federal), the annual APU contribution will be capped at 3% of the Federal allowed annual compensation limits. All contributions are 100% vested immediately to the employee

### 7.11 Borrowing Costs

Borrowing costs directly attributable to the acquisition, construction or production of an asset that necessarily takes a substantial period of time to get ready for its intended use or sale are capitalised as part of the cost of the asset. All other borrowing costs are expensed in the period in which they occur. Borrowing costs consist of interest and other costs that an entity incurs in connection with the borrowing of funds. Borrowing cost also includes exchange differences to the extent regarded as an adjustment to the borrowing costs.

### 7.12 Leases

The Group's lease asset classes primarily consist of leases for land and buildings. The Group assesses whether a contract contains a lease, at inception of a contract. A contract is, or contains, a lease if the contract conveys the right to control the use of an identified asset for a period of time in exchange for consideration. To assess whether a contract conveys the right to control the use of an identified asset, the Group assesses whether: (1) the contract involves the use of an identified asset (2) the Group has substantially all of the economic benefits from use of the asset through the period of the lease and (3) the Group has the right to direct the use of the asset.

At the date of commencement of the lease, the Group recognizes a right-of-use asset ("ROU") and a corresponding lease liability for all lease arrangements in which it is a lessee, except for leases with a term of twelve months or less (short-term leases) and low value leases. For these short-term and low value leases, the Group recognizes the lease payments as an operating expense on a straight-line basis over the term of the lease.

Certain lease arrangements includes the options to extend or terminate the lease before the end of the lease term. ROU assets and lease liabilities includes these options when it is reasonably certain that they will be exercised.

The right-of-use assets are initially recognized at cost, which comprises the initial amount of the lease liability adjusted for any lease payments made at or prior to the commencement date of the lease plus any initial direct costs less any lease incentives. They are subsequently measured at cost less accumulated depreciation and impairment losses.

Right-of-use assets are depreciated from the commencement date on a straight-line basis over the shorter of the lease term and useful life of the underlying asset. Right of use assets are evaluated for recoverability whenever events or changes in circumstances indicate that their carrying amounts may not be recoverable. For the purpose of impairment testing, the recoverable amount (i.e. the higher of the fair value less cost to sell and the value-in-use) is determined on an individual asset basis unless the asset does not generate cash flows that are largely independent of those from other assets. In such cases, the recoverable amount is determined for the Cash Generating Unit (CGU) to which the asset belongs.

The lease liability is initially measured at amortized cost at the present value of the future lease payments. The lease payments are discounted using the generally accepted interest rate. Lease liabilities are remeasured with a corresponding adjustment to the related right of use asset if the Company changes its assessment if whether it will exercise an extension or a termination option.

Lease liability and ROU asset have been separately presented in the Balance Sheet and lease payments have been classified as financing cash flows.

Leases for which the Group is a lessor is classified as a finance or operating lease. Whenever the terms of the lease transfer substantially all the risks and rewards of ownership to the lessee, the contract is classified as a finance lease. All other leases are classified as operating leases.

In respect of assets given on operating lease, lease rentals are accounted in the Statement of Profit and Loss, on accrual basis in accordance with the respective lease agreements.

### 7.13 Government Grants

Government grants are initially recognised as deferred income at fair value if there is reasonable assurance that they will be received and the Company will comply with the conditions associated with the grant;

- In case of capital grants, they are then recognised in Statement of Profit and Loss as other income on a systematic basis over the useful life of the asset.
- In case of grants that compensate the Company for expenses incurred are recognised in Statement of Profit and Loss on a systematic basis in the periods in which the expenses are recognised.

### 7.14 Earnings Per Share

Basic earnings per equity share is computed by dividing the net profit attributable to the equity holders of the company by the weighted average number of equity shares outstanding during the period. Diluted earnings

## Notes to the Consolidated Financial Statements

For the year ended 31 March 2026

per equity share is computed by dividing the net profit attributable to the equity holders of the company by the weighted average number of equity shares considered for deriving basic earnings per equity share and also the weighted average number of equity shares that could have been issued upon conversion of all dilutive potential equity shares. The dilutive potential equity shares are adjusted for the proceeds receivable had the equity shares been actually issued at fair value. Dilutive potential equity shares are deemed converted as of the beginning of the period, unless issued at a later date. Dilutive potential equity shares are determined independently for each period presented.

### 7.15 Income Taxes

Income tax expense comprises current and deferred income tax.

Current tax is recognised in statement of profit or loss, except when they relate to items that are recognised in other comprehensive income or directly in equity, in which case, the current tax is also recognised in other comprehensive income or directly in equity respectively. Current income tax for current and prior periods is recognized at the amount expected to be paid to or recovered from the tax authorities, using the tax rates and tax laws that have been enacted by the balance sheet date. Deferred income tax assets and liabilities are recognized for all temporary differences arising between the tax bases of assets and liabilities and their carrying amounts in the financial statements.

Deferred tax assets are reviewed at each reporting date and are reduced to the extent that it is no longer probable that the related tax benefit will be realised.

Deferred income tax assets and liabilities are measured using tax rates and tax laws that have been enacted or substantively enacted by the balance sheet date and are expected to apply to taxable income in the years in which those temporary differences are expected to be recovered or settled. The effect of changes in tax rates on deferred income tax assets and liabilities is recognized as income or expense in the period that includes the enactment or the substantive enactment date. A deferred income tax asset is recognized to the extent that it is probable that future taxable profit will be available against which the deductible temporary differences and tax losses can be utilized. The Group offsets current tax assets and current tax liabilities, where it has a legally enforceable right to set off the recognized amounts and where it intends either to settle on a net basis, or to realize the asset and settle the liability simultaneously.

Deferred income taxes are not provided on the undistributed earnings of subsidiaries where it is expected that the earnings of the subsidiary will not be distributed in the foreseeable future.

Management periodically evaluates positions taken in the tax returns with respect to situations in which applicable tax regulations are subject to interpretation and establishes provisions where appropriate.

### 7.16 Dividends to Shareholders

Annual dividend distribution to the shareholders is recognised as a liability in the period in which the dividends are approved by the shareholders. Any interim dividend paid is recognised on approval by Board of Directors. Dividend payable is recognised directly in equity.

### 7.17 Provisions, Contingent Liabilities, Contingent Assets and Commitments

Provisions (legal and constructive) are recognised when the Group has a present obligation (legal or constructive) as a result of a past event and it is probable that an outflow of resources will be required to settle the obligation, in respect of which a reliable estimate can be made.

Provisions (excluding retirement benefits and compensated absences) are not discounted to its present value and are determined based on best estimate required to settle the obligation at the balance sheet date. These are reviewed at each balance sheet date and adjusted to reflect the current best estimates.

If there is any expectation that some or all of the provision will be reimbursed, the reimbursement is recognised as a separate asset but only when the reimbursement is virtually certain. The expense relating to a provision is presented in the statement of profit and loss net of any virtually certain reimbursement.

If the effect of the time value of money is material, provisions are discounted using a current pre-tax rate that reflects, when appropriate, the risk specific to the liability. When discounting is used, the increase in the provision due to the passage of time is recognised as a finance cost.

Contingent liability is disclosed in the case of:

- a present obligation arising from past events, when it is not probable that an outflow of resources will be required to settle the obligation;
- a present obligation arising from past events, when no reliable estimates is possible;
- a possible obligation arising from past events, unless the probability of outflow of resources is remote.

Contingent liabilities are not recognised but disclosed in the Consolidated Financial Statements. Contingent assets are neither recognised nor disclosed in the Financial Statements.

# Notes to the Consolidated Financial Statements

For the year ended 31 March 2026

Commitments include the amount of purchase order (net of advances) issued to parties for completion of assets and Non-cancellable operating lease.

Provisions, contingent liabilities, contingent assets and commitments are reviewed at each balance sheet date.

## 7.18 Fair value measurement

The Group measures financial instruments, such as, derivatives at fair value at each balance sheet date in accordance with Ind AS 113.

Financials Statements have been prepared on the historical cost basis except for the following material items in the statement of financial position:

- Derivative financial instruments (mainly forward currency contracts) are measured at fair value received from Bank.
- Mutual Funds are measured at fair values as per Net Asset Value (NAV).
- Employee Stock Option Plan (ESOP) at fair values as per Black Scholes option pricing model.

Fair value is the price that would be received to sell an asset or settle a liability in an ordinary transaction between market participants at the measurement date.

The fair value of an asset or a liability is measured using the assumptions that market participants would use when pricing the asset or liability, assuming that market participants act in their economic best interest.

A fair value measurement of a non-financial asset takes into account a market participant's ability to generate economic benefits by using the asset in its highest and best use or by selling it to another market participant that would use the asset in its highest and best use.

The Group uses valuation techniques that are appropriate in the circumstances and for which sufficient data are available to measure fair value, maximising the use of relevant observable inputs and minimising the use of unobservable inputs.

All assets and liabilities for which fair value is measured or disclosed in the financial statements are categorised within the fair value hierarchy, described as follows, based on the lowest level input that is significant to the fair value measurement as a whole:

- Level 1 – Quoted (unadjusted) market prices in active markets for identical assets or liabilities.
- Level 2 – Valuation techniques for which the lowest level input that is significant to the fair value measurement is directly or indirectly observable.
- Level 3 – Valuation techniques for which the lowest level input that is significant to the fair value measurement is unobservable.

For assets and liabilities that are recognised in the financial statements on a recurring basis, the Group determines whether transfers have occurred between

levels in the hierarchy by re-assessing categorisation (based on the lowest level input that is significant to the fair value measurement as a whole) at the end of each reporting period.

For the purpose of fair value disclosures, the company has determined classes of assets and liabilities on the basis of the nature, characteristics and risks of the asset or liability and the level of the fair value hierarchy as explained above.

## 7.19 Recent accounting pronouncements

Ministry of Corporate Affairs ("MCA") notifies new standards or amendments to the existing standards under Companies (Indian Accounting Standards) Rules as issued from time to time.

In May 2025, MCA notified amendments to Ind AS 21 - The Effects of Changes in Foreign Exchange Rates, applicable w.e.f. April 1, 2025. The Company has reviewed the amendment and based on its evaluation has determined that it does not have any significant impact in its financial statements.

In August 2025, MCA notified the following amendments to:

1. Ind AS 1, Presentation of Financial Statements, applicable w.e.f. April 1, 2025 – The amendment relates to classification of liabilities as current or non-current and non-current liabilities with covenants. In the context of classifying a liability as current, it removes the requirement of existence of a right to defer settlement for at least 12 months after the reporting date and instead requires that the said right should exist on the reporting date and have substance. The amendment also introduces guidance on classification of liabilities with covenants. The Company has no impact of these amendments in its classification criteria of current and non-current liabilities.
2. Ind AS 7, Statement of Cash Flows and Ind AS 107, Financial Instruments: Disclosures, applicable w.e.f. April 1, 2025 – The amendment in Ind AS 7 requires to inform users of financial statements of the existence of supplier finance arrangements and explain the nature of the arrangements, the carrying amount of liabilities and the range of payment due dates. Ind AS 107 has been amended to add supplier finance arrangements as a factor that may cause concentration of liquidity risk. The Company has reviewed the amendment and based on its evaluation has determined that it does not have any significant impact in its financial statements.
3. Ind AS 12, International Tax Reform – Pillar Two Model Rules applicable immediately – The amendments provide a temporary mandatory relief from deferred tax accounting for top-up tax and disclose that they have applied the relief. This relief is immediate and applies retrospectively. The Company has reviewed the amendment and based on its evaluation has determined that it does not have any impact in its financial statements.

# Notes to the Consolidated Financial Statements

For the year ended 31 March 2026

## 8. Property, plant and equipment, capital work-in-progress and other intangible assets

### 8.1 As at 31 March 2026

₹ in Crore

Particulars	Gross Block (Cost or Deemed cost)					Accumulated Depreciation/amortisation					Net Block
	As at 01 April 2025	Exchange Difference	Additions	Disposals	As at 31 March 2026	As at 01 April 2025	Exchange Difference	For the Year	Disposals	As at 31 March 2026	As at 31 March 2026
<b>(A) Property, plant and equipment</b>											
Freehold land**	146.71	-	8.85	4.54	151.02	-	-	-	-	-	151.02
Leasehold improvement	0.00	0.00	-	-	0.00	0.00	0.00	-	-	0.00	0.00
Buildings	811.26	0.18	63.61	5.31	869.74	185.34	0.11	20.80	5.07	201.18	668.56
Plant and equipments	1,403.52	-	143.99	13.17	1,534.34	655.63	-	101.67	10.96	746.34	788.00
Furniture and fixtures	117.45	0.31	17.19	0.20	134.75	67.56	0.20	8.37	0.16	75.97	58.78
Vehicles	3.77	0.04	0.73	-	4.54	2.45	0.01	0.30	-	2.76	1.78
Office equipments	53.82	0.04	11.77	2.95	62.68	24.63	0.04	7.61	2.78	29.50	33.18
Computers	57.84	0.00	10.36	2.14	66.06	33.89	0.00	9.15	2.01	41.03	25.03
<b>Total</b>	<b>2,594.37</b>	<b>0.57</b>	<b>256.50</b>	<b>28.31</b>	<b>2,823.13</b>	<b>969.50</b>	<b>0.36</b>	<b>147.90</b>	<b>20.98</b>	<b>1,096.78</b>	<b>1,726.35</b>
<b>(B) Other intangible assets</b>											
Computer Software	45.50	0.67	7.88	-	54.05	33.68	0.58	5.39	-	39.65	14.40
Trademark	37.58	-	-	-	37.58	2.88	-	7.52	-	10.40	27.18
<b>Total</b>	<b>83.08</b>	<b>0.67</b>	<b>7.88</b>	<b>-</b>	<b>91.63</b>	<b>36.56</b>	<b>0.58</b>	<b>12.91</b>	<b>-</b>	<b>50.05</b>	<b>41.58</b>
<b>Total (A + B)</b>	<b>2,677.45</b>	<b>1.24</b>	<b>* 264.38</b>	<b>28.31</b>	<b>2,914.76</b>	<b>1,006.06</b>	<b>0.94</b>	<b>160.81</b>	<b>20.98</b>	<b>1,146.83</b>	<b>1,767.93</b>
<b>(C) Capital work in progress #</b>	176.27	-	336.48	254.70	258.05	-	-	-	-	-	258.05
<b>Total (A) + (B) + (C)</b>											<b>2,025.98</b>

\* Addition includes ₹ 8.79 Crore used for Research and Development.

\*\* Addition to Freehold land of ₹ 8.85 Crore pertains to reclassification from assets held for sale (refer note 22 & 65).

The title deeds of all the immovable properties are held in the name of the company.

# Capital-Work-in-Progress ageing schedule.

₹ in Crore

Particulars	Amount in capital work-in-progress for a period of				Total
	Less than 1 year	1-2 years	2-3 years	More than 3 years	
Projects in progress (*)	239.15	12.02	6.88	-	258.05

\* Project execution plans are assessed on an annual basis and all the projects are executed as per rolling annual plan.

## Notes to the Consolidated Financial Statements

For the year ended 31 March 2026

### 8.2 As at 31 March 2025

Particulars	Gross Block (Cost or Deemed cost)					Accumulated Depreciation/amortisation					Net Block
	As at 01 April 2024	Exchange Difference	Additions	Disposals	As at 31 March 2025	As at 01 April 2024	Exchange Difference	For the Year	Disposals	As at 31 March 2025	As at 31 March 2025
	₹ in Crore										
<b>(A) Property, plant and equipment</b>											
Freehold land	148.84	0.04	-	2.17	146.71	-	-	-	-	-	146.71
Leasehold improvement	0.00	0.00	-	-	0.00	0.00	0.00	-	-	0.00	0.00
Buildings	617.40	0.07	197.30	3.51	811.26	169.35	0.03	17.21	1.25	185.34	625.92
Plant and equipments	1,300.54	-	106.34	3.36	1,403.52	568.03	-	90.15	2.55	655.63	747.89
Furniture and fixtures	94.34	0.08	23.73	0.70	117.45	61.75	0.04	6.26	0.49	67.56	49.89
Vehicles	4.20	0.00	0.65	1.08	3.77	2.98	0.01	0.23	0.77	2.45	1.32
Office equipments	28.56	0.01	25.68	0.43	53.82	21.63	0.01	3.33	0.34	24.63	29.19
Computers	41.57	0.00	16.61	0.34	57.84	27.60	0.00	6.60	0.31	33.89	23.95
<b>Total (A)</b>	<b>2,235.45</b>	<b>0.20</b>	<b>370.31</b>	<b>11.59</b>	<b>2,594.37</b>	<b>851.34</b>	<b>0.09</b>	<b>123.78</b>	<b>5.71</b>	<b>969.50</b>	<b>1,624.87</b>
<b>(B) Other intangible assets</b>											
Computer Software	43.84	0.15	2.46	0.95	45.50	29.18	0.11	5.34	0.95	33.68	11.82
Trademark	-	-	37.58	-	37.58	-	-	2.88	-	2.88	34.70
<b>Total (B)</b>	<b>43.84</b>	<b>0.15</b>	<b>40.04</b>	<b>0.95</b>	<b>83.08</b>	<b>29.18</b>	<b>0.11</b>	<b>8.22</b>	<b>0.95</b>	<b>36.56</b>	<b>46.52</b>
<b>Total (A + B)</b>	<b>2,279.29</b>	<b>0.35</b>	<b>* 410.35</b>	<b>12.54</b>	<b>2,677.45</b>	<b>880.52</b>	<b>0.20</b>	<b>132.00</b>	<b>6.66</b>	<b>1,006.06</b>	<b>1,671.40</b>
<b>(C) Capital work in progress #</b>	256.45	-	328.82	409.00	176.27	-	-	-	-	-	176.27
<b>Total (A) + (B) + (C)</b>											<b>1,847.67</b>

\* Addition includes ₹ 7.41 Crore used for Research and Development.

The title deeds of all the immovable properties are held in the name of the company.

# Capital-Work-in Progress ageing schedule

Particulars	Amount in capital work-in-progress for a period of				Total
	Less than 1 year	1-2 years	2-3 years	More than 3 years	
	₹ in Crore				
<b>Projects in progress (*)</b>	149.19	24.99	2.08	-	176.26

\* Project execution plans are assessed on an annual basis and all the projects are executed as per rolling annual plan.

## Notes to the Consolidated Financial Statements

For the year ended 31 March 2026

### 8.3 Right-of-use assets (refer note 54)

As at 31 March 2026

Particulars	Gross Block (Cost or Deemed cost)					Accumulated Depreciation/Amortisation					Net Block
	As at 01 April 2025	Exchange Difference	Additions	Disposals	As at 31 March 2026	As at 01 April 2025	Exchange Difference	For the Year	Disposals	As at 31 March 2026	As at 31 March 2026
	₹ in Crore										
Leasehold land*	62.59	-	9.97	-	72.56	4.72	-	2.17	-	6.89	65.67
Leasehold properties	61.02	2.42	11.21	15.64	59.01	28.25	1.08	10.17	13.84	25.66	33.35
<b>Total</b>	<b>123.61</b>	<b>2.42</b>	<b>21.18</b>	<b>15.64</b>	<b>131.57</b>	<b>32.98</b>	<b>1.08</b>	<b>12.34</b>	<b>13.84</b>	<b>32.55</b>	<b>99.02</b>

\* Addition to Leasehold land of ₹ 4.54 Crore pertains to reclassification from Freehold land to Leasehold land.

### 8.4 Right-of-use assets (refer note 54)

As at 31 March 2025

Particulars	Gross Block (Cost or Deemed cost)					Accumulated Depreciation/Amortisation					Net Block
	As at 01 April 2024	Exchange Difference	Additions	Disposals	As at 31 March 2025	As at 01 April 2024	Exchange Difference	For the Year	Disposals	As at 31 March 2025	As at 31 March 2025
	₹ in Crore										
Leasehold land	62.59	-	-	-	62.59	3.77	-	0.95	-	4.72	57.87
Leasehold properties	47.53	0.40	22.49	9.41	61.02	25.96	0.21	11.16	9.06	28.25	32.76
<b>Total</b>	<b>110.12</b>	<b>0.40</b>	<b>22.49</b>	<b>9.41</b>	<b>123.61</b>	<b>29.72</b>	<b>0.21</b>	<b>12.11</b>	<b>9.06</b>	<b>32.98</b>	<b>90.63</b>

## 9. Investments (non-current)

Particulars	As at 31 March 2026	As at 31 March 2025
	₹ in Crore	
<b>Long term trade investments</b>		
<b>Unquoted investments</b>		
<b>in Joint Venture</b>		
<b>Turkmennderman Ajanta Pharma Ltd. (refer note below #)</b>		
2,00,000 (31 March 2025 2,00,000) Shares of US \$ 10 each fully paid-up	-	-
<b>In Membership Share in LLP (at Fair Value through Profit or Loss)</b>		
ABCD Technologies LLP, India (Percentage share 31 March 2026 : 4.27% (31 March 2025 : 4.27%))	28.50	25.24
<b>In others at fair value</b>		
<b>OPGS Power Gujarat Private Limited</b>		
Nil (31 March 2025 1,95,000) Shares of ₹ 0.19 each	-	0.00
(31 March 2026 ₹ Nil, 31 March 2025 ₹ 37,050)		
<b>Total</b>	<b>28.50</b>	<b>25.24</b>

\* Note: The Company has made full provision for investment in aggregate value of unquoted investments in Turkmennderman Ajanta Pharma Limited in year 2014-15 and the carrying value of investment is considered as Nil.

Particulars	As at 31 March 2026	As at 31 March 2025
	₹ in Crore	
Aggregate value of unquoted investments	35.45	32.19
Aggregate value of unquoted investments (net of impairment)	28.50	25.24
Aggregate market value of quoted investments	-	-
Aggregate amount of impairment in value of non current investment	6.95	6.95

\* Figures in Brackets are for Previous Years.

## Notes to the Consolidated Financial Statements

For the year ended 31 March 2026

### 10. Other non-current financial assets

Particulars	₹ in Crore	
	As at 31 March 2026	As at 31 March 2025
<b>Unsecured, considered good unless otherwise stated</b>		
Security deposits	6.42	5.54
Finance lease receivables	1.33	3.20
In deposit accounts with banks with maturity of more than 12 months from the balance sheet date		
- Under lien	0.24	0.51
	<b>7.99</b>	<b>9.25</b>

### 11. Deferred tax assets (net)

Particulars	₹ in Crore	
	As at 31 March 2026	As at 31 March 2025
Others	188.59	186.43
	<b>188.59</b>	<b>186.43</b>

### 12. Non current tax assets (net)

Particulars	₹ in Crore	
	As at 31 March 2026	As at 31 March 2025
Income tax paid (net of provision ₹ 9.11 Crore, 31 March 2025 : Nil)	7.56	-
	<b>7.56</b>	<b>-</b>

### 13. Other non-current assets

Particulars	₹ in Crore	
	As at 31 March 2026	As at 31 March 2025
<b>Unsecured, considered good unless otherwise stated</b>		
Capital advances	37.09	8.67
Vat receivable	24.68	4.04
	<b>61.77</b>	<b>12.71</b>

### 14. Inventories

Particulars	₹ in Crore	
	As at 31 March 2026	As at 31 March 2025
<b>At lower of cost and net realisable value</b>		
Raw materials	315.40	281.11
Packing materials	63.58	49.77
Work-in-progress	64.52	45.55
Finished goods (including in transit ₹ 109.29 Crore, 31 March 2025 ₹ 120.77 Crore)	332.54	312.98
Stock-in-trade (including in transit ₹ 9.96 Crore, 31 March 2025 ₹ 6.89 Crore)	162.50	214.44
	<b>938.54</b>	<b>903.85</b>

During the year, the group recorded inventory write downs of ₹ 6.46 crore (31 March 2025 ₹ 6.62 crore). These adjustments were included in cost of material consumed and changes in inventories.

## Notes to the Consolidated Financial Statements

For the year ended 31 March 2026

### 15. Current investments

Particulars	₹ in Crore	
	As at 31 March 2026	As at 31 March 2025
<b>Measured at Fair Value through Profit or Loss</b>		
<b>Quoted</b>		
Investment in Mutual Funds	125.35	128.69
<b>Unquoted</b>		
Alternative Investment CAT-II	4.58	10.12
<b>Measured at Amortised Cost</b>		
<b>Quoted</b>		
Investments in Non-Convertible Debentures	208.34	299.90
<b>Unquoted</b>		
Investments in Non-Convertible Debentures	110.11	-
Investment in Commercial Papers	111.47	-
	<b>559.85</b>	<b>438.71</b>
Aggregate book value of quoted investments	333.69	428.59
Aggregate market value of quoted investments	333.69	428.59
Aggregate book value of unquoted investments (net of impairment)	226.16	10.12
Aggregate amount of impairment in value of investments	-	-

### 16. Trade Receivables

Particulars	₹ in Crore	
	As at 31 March 2026	As at 31 March 2025
<b>Unsecured, considered good unless otherwise stated</b>		
(i) Trade receivables considered good - Secured	-	-
(ii) Trade receivables considered good - Unsecured	1,853.88	1,182.74
(iii) Trade receivables - credit impaired	5.89	5.89
<b>Total Trade receivables</b>	<b>1,859.77</b>	<b>1,188.63</b>
Less: Loss allowance	(5.89)	(5.89)
<b>Net Trade receivables</b>	<b>1,853.88</b>	<b>1,182.74</b>

#### Ageing Schedule for trade receivables as on 31 March 2026

Particulars	Not Due	Outstanding for following period from due date of payment					Total
		< 6 Months	6-12 Months	1-2 Years	2-3 Years	More than 3 Years	
		(i) Undisputed Trade receivables - considered good	1,582.25	175.88	64.23	31.32	
(ii) Undisputed Trade Receivables - which have significant increase in credit risk	-	-	-	-	-	-	-
(iii) Undisputed Trade Receivables - credit impaired	-	0.92	2.04	2.31	0.13	0.06	5.46
(iv) Disputed Trade Receivables - considered good	-	-	-	-	-	-	-
(v) Disputed Trade Receivables - which have significant increase in credit risk	-	-	-	-	-	0.43	0.43
(vi) Disputed Trade Receivables - credit impaired	-	-	-	-	-	-	-
<b>Total</b>	<b>1,582.25</b>	<b>176.80</b>	<b>66.27</b>	<b>33.63</b>	<b>0.33</b>	<b>0.49</b>	<b>1,859.77</b>
Less: Loss Allowance							(5.89)
<b>Total Trade Receivable</b>							<b>1,853.88</b>

## Notes to the Consolidated Financial Statements

For the year ended 31 March 2026

### Ageing Schedule for trade receivables as on 31 March 2025

Particulars	Not Due	Outstanding for following period from due date of payment					
		< 6 Months	6-12 Months	1-2 Years	2-3 Years	More than 3 Years	Total
(i) Undisputed Trade receivables – considered good	361.67	802.50	17.30	1.26	-	-	1,182.74
(ii) Undisputed Trade Receivables – which have significant increase in credit risk	-	-	-	-	-	-	-
(iii) Undisputed Trade Receivables – credit impaired	-	1.70	2.88	0.21	0.21	0.46	5.46
(iv) Disputed Trade Receivables – considered good	-	-	-	-	-	-	-
(v) Disputed Trade Receivables – which have significant increase in credit risk	-	-	-	-	-	0.43	0.43
(vi) Disputed Trade Receivables – credit impaired	-	-	-	-	-	-	-
<b>Total</b>	<b>361.67</b>	<b>804.20</b>	<b>20.18</b>	<b>1.47</b>	<b>0.21</b>	<b>0.89</b>	<b>1,188.63</b>
Less: Loss Allowance							(5.89)
<b>Total Trade Receivable</b>							<b>1,182.74</b>

There are no unbilled receivables, hence the same is not disclosed in the ageing schedule.

(There are no other trade receivables which have significant increase in credit risk, refer note 51 for information about credit risk and market risk of trade receivables).

The loss allowance on trade receivable has been computed on the basis of Ind AS 109, Financial Instruments which require such allowance to be made even for trade receivable considered good on the basis that credit risk exists even though it may be very low. The Company exposure to credit and currency risk and loss allowance related to trade receivable are disclosed in note 51.

### 17. Cash and cash equivalents

Particulars	₹ in Crore	
	As at 31 March 2026	As at 31 March 2025
<b>Cash and cash equivalents (as per Ind AS-7 - "Statement of cash flows")</b>		
<b>Bank balances</b>		
- In current accounts	44.98	156.39
- In EEFC Accounts	58.27	18.73
Cash on Hand	0.01	0.00
	<b>103.26</b>	<b>175.12</b>

### 18. Bank balances other than cash and cash equivalent

Particulars	₹ in Crore	
	As at 31 March 2026	As at 31 March 2025
<b>Earmarked balances with banks</b>		
- Unpaid dividend	1.20	1.10
Unpaid Sale Proceeds of Fractional Shares [31 March 2026 ₹ 25,464 (including deposit of ₹ 9,586), 31 March 2025 ₹ 24,399 (including deposit of ₹ 8,521)]	0.00	-
In Deposit Accounts (original maturity of more than 3 months but less than 12 months)		
- Others (Non lien deposit)	0.31	0.02
	<b>1.51</b>	<b>1.12</b>

## Notes to the Consolidated Financial Statements

For the year ended 31 March 2026

### 19. Loans

Particulars	₹ in Crore	
	As at 31 March 2026	As at 31 March 2025
<b>Unsecured, considered good unless otherwise stated</b>		
Loan to employees	1.68	2.54
	<b>1.68</b>	<b>2.54</b>
<b>Loans to Employees</b>		
Secured, considered good	-	-
Unsecured, considered good	1.68	2.54
Significant increase in Credit Risk	-	-
Credit impaired	-	-
	<b>1.68</b>	<b>2.54</b>

### 20. Other current financial assets

Particulars	₹ in Crore	
	As at 31 March 2026	As at 31 March 2025
Interest receivable	8.52	2.29
Insurance receivable	0.46	0.03
	<b>8.98</b>	<b>2.32</b>

### 21. Other current assets

Particulars	₹ in Crore	
	As at 31 March 2026	As at 31 March 2025
<b>Advances other than capital advances</b>		
<b>Advances to vendors</b>		
- considered good	69.34	39.27
Prepaid expenses	32.55	24.58
Advances to Employees	28.04	14.54
Other advances recoverable	1.34	6.03
<b>Balance with Statutory/Govt. Authorities</b>		
- GST receivable	125.37	26.98
Export benefits receivable	11.09	11.90
	<b>267.73</b>	<b>123.30</b>

### 22. Asset held for sale (refer note 63)

Particulars	₹ in Crore	
	As at 31 March 2026	As at 31 March 2025
Investment Properties	-	13.33
	<b>-</b>	<b>13.33</b>

# Notes to the Consolidated Financial Statements

For the year ended 31 March 2026

## 23. Equity share capital

Particulars	As at 31 March 2026		As at 31 March 2025	
	Number of Shares	₹ in Crore	Number of Shares	₹ in Crore
<b>Authorised</b>				
Equity shares of ₹ 2 each	150,000,000	30.00	150,000,000	30.00
<b>Issued, subscribed and paid-up :</b>				
Issued, subscribed and fully paid up Equity shares of ₹ 2 each	124,935,624	24.98	124,912,099	24.98
Add: Share Forfeited (on account of Buyback)	766,500	0.09	766,500	0.09
<b>Total</b>	<b>124,935,624</b>	<b>25.07</b>	<b>125,678,599</b>	<b>25.07</b>

### 23.1 Movement in equity share capital

Particulars	As at 31 March 2026		As at 31 March 2025	
	Number of Shares	₹ in Crore	Number of Shares	₹ in Crore
Equity shares outstanding as at the beginning of the year	124,912,099	24.98	125,915,655	25.18
Add: Equity shares allotted during the year against option's exercised under Employee Stock Option Plan / Scheme (ESOP)*	23,525	0.00	25,325	0.01
Less: Equity shares extinguished on buy back (refer note 23.7)	-	-	(1,028,881)	(0.21)
<b>Equity shares outstanding as at the end of the year</b>	<b>124,935,624</b>	<b>24.98</b>	<b>124,912,099</b>	<b>24.98</b>

\* 31 March 2026 ₹ 47,050 (31 March 2025 ₹ 2,000).

### 23.2 Rights attached to equity shares

The company has only one class of Equity shares with voting rights having a par value of ₹ 2 per share. The company declares & pays dividend in Indian Rupees. Any interim dividend paid is recognised on the approval by Board of Directors.

The following dividends were declared and paid by the Company during the year ended:

Particulars	₹ in Crore	
	As at 31 March 2026	As at 31 March 2025
Interim and final equity dividend were declared and paid for financial year 2024-25 at ₹ 28.00 per equity share		349.75
Interim and final equity dividend were declared and paid for financial year 2025-26 at ₹ 28.00 per equity share	349.82	-
<b>Total</b>	<b>349.82</b>	<b>349.75</b>

In the event of liquidation of the company, the holders of Equity shares will be entitled to receive remaining assets of the company, after distribution of all preferential amounts. The distribution will be in proportion to the numbers of Equity shares held by shareholders.

Dividends and tax thereon have not been recognised as liabilities in the year to which they pertain to and is recorded in the year in which they have been approved in the Annual General Meeting.

### 23.3 Details of shareholders holding more than 5% equity shares

Name of Shareholders	As at 31 March 2026		As at 31 March 2025	
	Number of Shares	% of total shares	Number of Shares	% of total shares
Yogesh M. Agrawal, trustee Yogesh Agrawal Trust	18,078,147	14.47	18,078,147	14.47
Rajesh M. Agrawal, trustee Rajesh Agrawal Trust	18,078,147	14.47	18,078,147	14.47
Ravi P. Agrawal, trustee Ravi Agrawal Trust	16,242,904	13.00	16,242,904	13.00
Aayush M. Agrawal, trustee Aayush Agrawal Trust	14,112,924	11.30	14,112,924	11.30
Gabs Investments Private Limited	12,588,393	10.08	12,588,393	10.08

# Notes to the Consolidated Financial Statements

For the year ended 31 March 2026

## 23.4 Equity shares reserved for issuance under Share based Incentive Plan 2019 of the Company

Particulars	As at 31 March 2026	As at 31 March 2025
	Number of Shares	Number of Shares
Equity shares	445,650	469,175

## 23.5 Aggregate number of equity shares issued during last five years pursuant to Employee Stock Options Scheme 2011 & Share based Incentive Plan 2019

Particulars	As at 31 March 2026	As at 31 March 2025
	Number of Shares	Number of Shares
Equity shares	277,100	253,575

## 23.6 Equity shares allotted as fully paid up bonus Shares during the period of five years immediately preceding the balance sheet date

Particulars	As at 31 March 2026	As at 31 March 2025
	Number of Shares	Number of Shares
Bonus Shares on allotment of ESOP in F.Y. 2022-23	500	500
Bonus Shares issued in F.Y. 2022-23	42,707,885	42,707,885

## 23.7 Equity shares extinguished on buy-back

### 31 March 2025

Board of Directors have approved buy back of its 10,28,881 equity shares, being 0.82% of the total paid up equity share capital (prior buyback) at ₹ 2,770 per equity share for an aggregate amount of ₹ 284.99 Crores on 02 May 2024. The Company has taken the impact of buyback in the financial year 31 March 2024 and paid in previous financial year. The equity shares bought back were extinguished on 27 June 2024.

### 31 March 2024

Board of Directors have approved buy back of its 10,28,881 equity shares, being 0.82% of the total paid up equity share capital (prior buyback) at ₹ 2,770 per equity share for an aggregate amount of ₹ 284.99 Crores on 02 May 2024.

### 31 March 2023

The Company bought back 22,10,500 equity shares for an aggregate amount not exceeding of ₹ 315.00 crore being 2.59% of the total paid up equity share capital (prior buyback) at ₹ 1,425 per equity share. The equity shares bought back were extinguished on 19 April 2023.

### 31 March 2022

The Company bought back 11,20,000 equity shares for an aggregate amount not exceeding of ₹ 285.60 crore being 1.29% of the total paid up equity share capital (prior buyback) at ₹ 2,550 per equity share. The equity shares bought back were extinguished on 28 February 2022.

### 31 March 2021

The Company bought back 7,35,000 equity shares for an aggregate amount not exceeding of ₹ 136 crore being 0.84% of the total paid up equity share capital (prior buyback) at ₹ 1,850 per equity share. The equity shares bought back were extinguished on 30 December 2020.

### 31 March 2019

The Company bought back 7,69,230 equity shares for an aggregate amount not exceeding of ₹ 100 crore being 0.87% of the total paid up equity share capital (prior buyback) at ₹ 1,300 per equity share. The equity shares bought back were extinguished on 26 March 2019.

# Notes to the Consolidated Financial Statements

For the year ended 31 March 2026

## 23.8 Details of equity shares held by promoters at the end of the year

Name of Promoters	As at 31 March 2026		As at 31 March 2025	
	Number of Shares	% of total shares	Number of Shares	% of total shares
Yogesh M. Agrawal, trustee Yogesh Agrawal Trust	18,078,147	14.47	18,078,147	14.47
Rajesh M. Agrawal, trustee Rajesh Agrawal Trust	18,078,147	14.47	18,078,147	14.47
Ravi P. Agrawal, trustee Ravi Agrawal Trust	16,242,904	13.00	16,242,904	13.00
Aayush M. Agrawal, trustee Aayush Agrawal Trust	14,112,924	11.30	14,112,924	11.30
Gabs Investments Private Limited	12,588,393	10.08	12,588,393	10.08
Ganga Exports being represented by Mr. Yogesh M. Agrawal, Mr. Rajesh M. Agrawal & Mr. Ravi P. Agrawal	3,348,261	2.68	3,348,261	2.68
Ravi P. Agrawal	285,000	0.23	285,000	0.23
Aayush M. Agrawal	30,000	0.02	30,000	0.02

## 24. Other equity

Particulars	₹ in Crore	
	As at 31 March 2026	As at 31 March 2025
<b>Capital redemption reserve</b>		
Balance at the beginning of the year	0.65	0.44
Add/(less): utilised for buyback & allotment of Bonus shares		0.21
<b>Balance as at the year end</b>	<b>0.65</b>	<b>0.65</b>
<b>Securities premium account</b>		
Balance at the beginning of the year	3.66	0.18
Add : addition during the year	3.50	3.84
Less: utilisation for buyback of shares	-	(0.36)
<b>Balance as at the year end</b>	<b>7.16</b>	<b>3.66</b>
<b>Foreign Currency Translation Reserve</b>		
Balance at the beginning of the year	29.01	21.33
Add : Addition during the year	29.39	7.68
<b>Balance as at the year end</b>	<b>58.40</b>	<b>29.01</b>
<b>General reserve</b>		
Balance at the beginning and at the end of the year	71.56	211.04
Less: transferred to capital redemption reserve	-	-
Less: utilised for buyback & allotment of Bonus shares	-	(139.48)
<b>Balance as at the year end</b>	<b>71.56</b>	<b>71.56</b>
<b>Employee stock option outstanding</b>		
Balance at the beginning of the year	5.18	5.65
Add : share based payment expenses	(3.50)	(4.04)
Less : exercised during the year	(1.54)	(3.57)
<b>Balance as at the year end</b>	<b>3.22</b>	<b>5.18</b>
<b>Other items of other comprehensive income (Re-measurement gains (losses) on defined benefit plans)</b>		
Balance at the beginning of the year	(16.72)	(10.89)
Add : amount transferred	(0.31)	(5.83)
<b>Balance as at the year end</b>	<b>(17.03)</b>	<b>(16.72)</b>

# Notes to the Consolidated Financial Statements

For the year ended 31 March 2026

Particulars	₹ in Crore	
	As at 31 March 2026	As at 31 March 2025
<b>Retained earnings</b>		
Balance at the beginning of the year	3,671.88	3,314.35
Profit for the year	1,056.00	920.39
<b>Less: Appropriations</b>		
- Interim Dividend on Equity shares	349.82	349.75
- Expense relating to buyback of Equity shares	-	213.11
<b>Balance at the year end</b>	<b>4,378.06</b>	<b>3,671.88</b>
<b>Total Other equity</b>	<b>4,502.02</b>	<b>3,765.22</b>

## 25. Lease liabilities

Particulars	₹ in Crore	
	As at 31 March 2026	As at 31 March 2025
Lease liabilities (refer note 54)	39.42	34.72
	<b>39.42</b>	<b>34.72</b>

## 26. Other financial liabilities (non current)

Particulars	₹ in Crore	
	As at 31 March 2026	As at 31 March 2025
Security Deposits payable	1.82	1.05
	<b>1.82</b>	<b>1.05</b>

## 27. Other non-current liabilities

Particulars	₹ in Crore	
	As at 31 March 2026	As at 31 March 2025
Deferred Government Grant	1.67	2.00
	<b>1.67</b>	<b>2.00</b>

## 28. Provisions (non-current)

Particulars	₹ in Crore	
	As at 31 March 2026	As at 31 March 2025
Provision for employee benefits (Net)		
Gratuity (refer note 49.2)	8.37	46.86
Compensated absences (refer note 49.3)	42.78	33.41
	<b>51.15</b>	<b>80.27</b>

## Notes to the Consolidated Financial Statements

For the year ended 31 March 2026

### 29. Deferred tax liabilities (net)

		₹ in Crore	
Particulars		As at 31 March 2026	As at 31 March 2025
<b>Tax effect of items constituting - Deferred tax liabilities</b>			
Difference in tax base of property, plant and equipment	(A)	157.93	147.77
Unrealised gain/loss on securities carried at FVOCI/FVTPL	(B)	(0.43)	(1.27)
<b>Tax effect of items constituting - Deferred tax assets</b>			
MAT credit entitlement	(C)	-	-
Disallowance under income tax	(D)	39.56	35.98
<b>Deferred tax liabilities (net)</b>	<b>(A+B)-(C+D)</b>	<b>117.94</b>	<b>110.52</b>

### 30. Borrowings (current) (secured)

		₹ in Crore	
Particulars		As at 31 March 2026	As at 31 March 2025
Vehicle loans		5.10	2.59
Working capital loans repayable on demand from banks		206.89	-
		<b>211.99</b>	<b>2.59</b>

### 31. Lease liabilities

		₹ in Crore	
Particulars		As at 31 March 2026	As at 31 March 2025
Lease liabilities (refer note 54)		8.76	10.11
		<b>8.76</b>	<b>10.11</b>

### 32. Trade payables

		₹ in Crore	
Particulars		As at 31 March 2026	As at 31 March 2025
Total outstanding dues of micro and small enterprises; and		54.17	21.55
Total outstanding dues of creditors other than micro and small enterprises.		490.13	432.65
		<b>544.30</b>	<b>454.20</b>

(Refer note 60 for disclosure relating to Micro & Small Enterprises and Trade payable ageing)

### 33. Other financial liabilities (current)

		₹ in Crore	
Particulars		As at 31 March 2026	As at 31 March 2025
Unpaid dividend*		1.20	1.10
Unpaid sale proceeds of fractional shares* (31 March 2026 ₹ 15,878 and 31 March 2025 ₹ 15,878)		0.00	0.00
Capital creditors		53.21	55.59
Book overdraft		5.74	3.50
Employee benefits payable		68.24	48.83
Refund liability		276.30	263.18
Forward exchange contracts used for hedging		90.92	2.00
Other payables		0.21	-
		<b>495.82</b>	<b>374.20</b>

\*There are no amounts due and outstanding to be credited to Investor Education & Protection Fund as at 31 March 2026.

## Notes to the Consolidated Financial Statements

For the year ended 31 March 2026

### 34. Other current liabilities

		₹ in Crore	
Particulars		As at 31 March 2026	As at 31 March 2025
Advances from customers		101.94	73.76
Statutory dues payable		16.73	17.03
Deferred government grant		0.33	0.33
		<b>119.00</b>	<b>91.12</b>

### 35. Provisions (current)

		₹ in Crore	
Particulars		As at 31 March 2026	As at 31 March 2025
<b>Provision for employee benefits (net)</b>			
Gratuity (refer note 49.2)		18.76	15.37
Compensated absences (refer note 49.3)		11.63	7.98
		<b>30.39</b>	<b>23.35</b>

### 36. Current tax liabilities (net)

		₹ in Crore	
Particulars		As at 31 March 2026	As at 31 March 2025
Provision for tax (net of income tax assets ₹ 271.21 Crore, 31 March 2025: ₹ 288.88 Crore)		5.49	40.53
		<b>5.49</b>	<b>40.53</b>

### 37. Revenue from operations

		₹ in Crore	
Particulars		Year ended 31 March 2026	Year ended 31 March 2025
<b>Sale of products (refer note 53)</b>			
Finished goods		4,251.88	3,802.77
Stock-in-trade		1,155.38	784.74
<b>Other operating revenues</b>			
Export incentives		25.22	32.84
Others		20.38	27.75
		<b>5,452.86</b>	<b>4,648.10</b>

### 38. Other income

		₹ in Crore	
Particulars		Year ended 31 March 2026	Year ended 31 March 2025
Income from financial assets carried at FVTPL			
Gain on sale/redemption of Current Investments		10.25	14.99
Income on financial assets carried at amortised cost			
Interest on deposits with banks		0.04	0.35
Interest from others		51.56	46.81
Exchange difference (net)		97.17	28.21
Miscellaneous income		13.05	4.14
		<b>172.07</b>	<b>94.50</b>

## Notes to the Consolidated Financial Statements

For the year ended 31 March 2026

### 39. Cost of materials consumed

Particulars	₹ in Crore	
	Year ended 31 March 2026	Year ended 31 March 2025
Raw material consumed	728.50	668.03
Packing material consumed	188.01	178.57
	<b>916.51</b>	<b>846.60</b>

### 40. Purchase of stock-in-trade

Particulars	₹ in Crore	
	Year ended 31 March 2026	Year ended 31 March 2025
Purchase of stock-in-trade	<b>229.79</b>	<b>249.80</b>

### 41. Changes in inventories of finished goods, work-in-progress and stock-in-trade

Particulars	₹ in Crore	
	Year ended 31 March 2026	Year ended 31 March 2025
<b>Inventories at the beginning of the year :</b>		
Work-in-progress	45.55	54.35
Finished goods	312.98	291.31
Stock-in-trade	214.44	194.75
	<b>(A) 572.97</b>	<b>540.41</b>
<b>Inventories at the end of the year :</b>		
Work-in-progress	64.52	45.55
Finished goods	332.54	312.98
Stock-in-trade	162.51	214.45
	<b>(B) 559.57</b>	<b>572.98</b>
<b>Effect of foreign exchange translation</b>	<b>(C) 24.06</b>	<b>6.93</b>
<b>Total changes in inventories of finished goods, work-in-progress and stock-in-trade :</b>		
Work-in-progress	(18.97)	8.80
Finished goods	(19.56)	(21.67)
Stock-in-trade	75.99	(12.77)
<b>Total changes in inventories of finished goods, work-in-progress and stock-in-trade: (A) - (B) + (C)</b>	<b>37.46</b>	<b>(25.64)</b>

### 42. Employee benefits expense

Particulars	₹ in Crore	
	Year ended 31 March 2026	Year ended 31 March 2025
Salaries, wages and bonus	1,192.78	975.36
Share based payment expense (refer note 50)	1.53	3.88
Contribution to provident and other funds	52.20	43.23
Gratuity expenses (refer note 49)	26.65	53.27
Staff welfare expenses	17.99	13.95
	<b>1,291.15</b>	<b>1,089.69</b>

## Notes to the Consolidated Financial Statements

For the year ended 31 March 2026

### 43. Finance cost

Particulars	₹ in Crore	
	Year ended 31 March 2026	Year ended 31 March 2025
Interest expenses	16.11	20.73
	<b>16.11</b>	<b>20.73</b>

### 44. Depreciation and amortisation expense

Particulars	₹ in Crore	
	Year ended 31 March 2026	Year ended 31 March 2025
Depreciation on property, plant and equipment (refer note 8)	147.89	123.78
Amortisation on intangible assets (refer note 8)	12.91	8.22
Depreciation on right-of-use assets (refer note 8)	12.34	12.11
	<b>173.14</b>	<b>144.11</b>

### 45. Other expenses

Particulars	₹ in Crore	
	Year ended 31 March 2026	Year ended 31 March 2025
Selling expenses	438.24	296.24
Clearing and forwarding	212.31	180.41
Medical Literature Expenses	12.82	13.44
Field Travelling Expenses	63.72	51.11
Consultancy Charges	88.45	75.76
Travelling expenses	126.97	105.71
Processing charges	16.10	15.30
Power and fuel	73.29	70.34
Advertisement and publicity	0.65	5.76
Consumption of stores & spare parts	63.94	56.39
Product registration expenses	62.99	55.25
Rent (refer note 54)	8.85	9.33
Rates and taxes	3.63	1.77
Legal and professional fees	39.01	50.38
Postage, telephone and stationery expenses	14.05	12.96
<b>Repairs &amp; maintenance</b>		
- Buildings	5.29	5.28
- Plant and machinery	53.05	52.32
- Computers and others	21.84	14.53
Insurance	21.06	18.02
Loss On Investment At FVTPL	-	3.65
Donation	0.64	0.33
Bad debts written off, allowance for doubtful trade receivables (net)	2.21	0.03
Loss on financial instrument at FVTPL	103.04	8.82
Loss on sale/discard of property, plant and equipment (net)	1.87	0.60
Clinical and analytical charges	45.47	41.30
Royalty expense	6.77	-
Director sitting fees	0.38	0.36
Corporate social responsibility expenses (refer note 57)	23.73	20.43
Commission to directors	0.14	0.16
Miscellaneous expenses	72.61	62.17
	<b>1,583.12</b>	<b>1,228.15</b>

## Notes to the Consolidated Financial Statements

For the year ended 31 March 2026

### 46. Capital management:

Group's policy is to maintain a strong capital base so as to maintain investor, creditor and market confidence and to sustain future development of the business. Management monitors the return (EBIT) on capital, as well as the level of dividends to equity shareholders. The Group's objective for capital management is to maximise shareholder value, safeguard business continuity and support the growth of the Group. The Group determines the capital requirement based on annual operating plans and long-term and other strategic investment plans.

Group monitors capital using a ratio of 'adjusted net debt' to 'adjusted equity'. For this purpose, adjusted net debt is defined as debt less cash and cash equivalents and current investments. Adjusted equity comprises all components of equity.

Group's policy is to keep the Net Debt Equity ratio below 1.00 and its adjusted net debt to equity ratio at 31 March 2026 was as follows.

Particulars	₹ in Crore	
	Year ended 31 March 2026	Year ended 31 March 2025
Borrowings	211.99	2.59
Less: Cash and Cash Equivalents and current investments	(663.11)	(613.83)
Adjusted net debt	A (451.12)	(611.24)
Equity	B 4,527.09	3,790.29
Adjusted net debt to equity ratio	(A/B) (0.10)	(0.16)

### 47. Basic and diluted earnings per share is calculated as under:

The numerator and denominator used to calculate Basic and diluted earnings per share:

Particulars		₹ in Crore	
		Year ended 31 March 2026	Year ended 31 March 2025
Profit after non-controlling interest attributable to Equity shareholders- for Basic EPS (₹ in Crore)	A	1,056.00	920.39
Add: Dilutive effect on profit (₹ in Crore)*	B	-	-
Numerator for calculating dilutive earning per share (₹ in Crore)	C=A-B	1,056.00	920.39
Weighted Average Number of Equity Shares outstanding - for Basic EPS	D	12,49,28,019	12,51,26,706
Add: Dilutive effect of ESOP outstanding- Number of Equity Shares*	E	24,217	49,508
Weighted Average Number of Equity Shares for Diluted EPS	F=D+E	12,49,52,236	12,51,76,214
Face Value per Equity Share (₹)		2	2
Basic Earnings Per Share (₹) **	A/D	84.53	73.56
Diluted Earnings Per Shares (₹) **	C/F	84.51	73.53

\* On account of Employee Stock Option Scheme 2011 (ESOS) and Share-based Incentive Plan 2019 - (Refer note 50).

\*\* Earning per share has been computed after given effect of the share buyback.

### 48. Consolidated Financial Statements present the consolidated accounts of the Holding Company and following subsidiary companies.

#### 48.1 Details of subsidiaries of the Group are as under:

Name of the Company	₹ in Crore	
	Country of Incorporation	% voting power held as at 31 March 2026
Ajanta Pharma (Mauritius) Ltd. ("APML")	Mauritius	100%
Ajanta Pharma USA Inc. ("APUI")	U.S.A.	100%
Ajanta Pharma Philippines Inc. ("APPI")	Philippines	100%
Ajanta Pharma Nigeria Ltd. ("APNL")	Nigeria	100%
Ajanta Pharma Ireland Ltd. ("APIL")	Ireland	100%

## Notes to the Consolidated Financial Statements

For the year ended 31 March 2026

**48.2** The financial statements of the subsidiaries used for consolidation are for the period from 1 April 2025 to 31 March 2026.

**48.3** Ajanta Pharma Ireland Limited (APIL), a wholly owned subsidiary, was incorporated on 19 December 2025. However, there are no transaction up to 31 March 2026.

### 49. Employee Benefits in respect of the holding company

As required by Ind AS 19 'Employee Benefits' the disclosures are as under:

#### 49.1 Defined contribution plans

The Company offers its employees defined contribution plans in the form of Provident Fund (PF) and Employees' Pension Scheme (EPS) with the government, and certain state plans such as Employees' State Insurance (ESI). PF and EPS cover substantially all regular employees and the ESI covers certain employees. Contributions are made to the Government's administered funds. While both the employees and the Company pay predetermined contributions into the Provident Fund and the ESI Scheme, contributions into the Pension fund is made only by the Company. The contributions are normally based on a certain proportion of the employee's salary. The Company does not have any liability beyond depositing these amounts into the government administered fund. During the year, the Company has made the following contributions:

Particulars	₹ in Crore	
	Year ended 31 March 2026	Year ended 31 March 2025
Provident Fund and Employee's Pension Scheme	47.98	39.70
Employees State Insurance and others	4.22	3.52
<b>Total</b>	<b>52.20</b>	<b>43.22</b>

#### 49.2 Defined benefit plans

##### Gratuity:

The Company makes annual contributions to Employees' Group Gratuity-cum Life Assurance (Cash Accumulation) Scheme of LIC, a funded defined benefit plan for qualifying employees. The Companies scheme provides for payment to vested employees as under:

##### 49.2.1. On normal retirement / early retirement / withdrawal / resignation:

As per the provisions of Code of Wages, 2020 with vesting period of 5 years of service. A benefit ceiling has changed from ₹ 0.20 Crore to no limit for all the employees of the company in earlier years.

##### 49.2.2. On the death in service:

As per the provisions of Code of Wages, 2020 without any vesting period.

The most recent actuarial valuation of plan assets and the present value of the defined benefit obligation for gratuity were carried out as at 31 March 2026. The present value of the defined benefit obligations and the related current service cost and past service cost were measured using the Projected Unit Credit Method.

The Government of India has announced four Labour Code and have made them effective from 21 November 2025. The corresponding all supporting rules under these codes are yet to be notified. The company is in the process of evaluating the full impact of these new labour codes announced. The company has estimated and accounted for incremental liability for own employees and the Company continues to monitor the finalisation of Central/State Rules and clarifications from the Government on other aspects of the Labour Code and would provide appropriate accounting effect on the basis of such developments as needed.

# Notes to the Consolidated Financial Statements

For the year ended 31 March 2026

Based on the actuarial valuation obtained in this respect, the following table sets out the status of the gratuity plan and the amounts recognised in the Company's financial statements as at the Balance Sheet date:

Particulars	₹ in Crore	
	Year ended 31 March 2026	Year ended 31 March 2025
<b>i) Changes in Defined Benefit Obligation</b>		
Opening defined benefit obligation	143.47	81.33
Current service cost	16.60	12.23
Interest cost	8.39	7.83
Actuarial loss / (gain)		
- changes in financial assumptions	(2.63)	4.33
- changes in demographic assumptions	-	-
- experience adjustments	7.05	6.47
Past service cost	6.33	37.00
Benefit (paid)	(5.61)	(5.71)
<b>Closing defined benefit obligation</b>	<b>173.60</b>	<b>143.47</b>
<b>ii) Changes in Value of Plan Assets</b>		
Opening value of plan assets	81.25	57.10
Interest Income	4.67	3.80
Return on plan assets excluding amount included in Interest Income	3.95	1.83
Contributions by employer	62.22	24.23
Benefits (paid)	(5.61)	(5.71)
<b>Closing value of plan assets</b>	<b>146.48</b>	<b>81.25</b>
<b>iii) Amount recognised in the Balance Sheet</b>		
Present value of funded obligations as at year end	173.60	143.47
Fair value of the plan assets as at year end	(146.48)	(81.25)
<b>Net liability recognised as at the year end</b>	<b>27.12</b>	<b>62.22</b>
<b>iv) Expenses recognised in the Statement of Other Comprehensive Income</b>		
Current Service Cost	16.60	12.23
Past Service cost	6.33	37.00
Net Interest cost	3.72	4.04
Net expenses recognised in the Statement of Profit and Loss	26.65	53.27
Expenses recognised in the Statement of Other comprehensive income		
Net actuarial loss/(gain) recognized in the current year		
- Changes in financial assumptions	(2.63)	4.33
- Changes in demographic assumptions	-	-
- Experience adjustments	7.05	6.46
Return on plan assets excluding amounts included in interest income	(3.95)	(1.83)
<b>Net Expenses recognised in the Statement of Other comprehensive income</b>	<b>0.47</b>	<b>8.96</b>
<b>v) Asset information</b>		
Insurer Managed Funds (100%) (Fund is Managed by LIC as per IRDA guidelines, category-wise composition of the plan assets is not available)	100%	100%

# Notes to the Consolidated Financial Statements

For the year ended 31 March 2026

Particulars	₹ in Crore	
	Year ended 31 March 2026	Year ended 31 March 2025
<b>vi) Principal actuarial assumptions used</b>		
Discount rate (p.a.)	6.90%	6.60%
Mortality Rate	Indian Assured Lives Mortality (2012-14)	Indian Assured Lives Mortality (2012-14)
Salary growth rate (p.a.)	9.00% for next 1 year and 7.00% thereafter	9.00% for next 1 year and 7.00% thereafter
Weighted average duration of defined benefit obligation (Years)	5.42	5.57
<b>Withdrawal Rate (%) (Age Band)</b>		
25 and below	40%	40%
26 to 35	24%	24%
36 to 45	12%	12%
46 to 55	8%	8%
56 and above	8%	8%
<b>vii) Estimate of amount of contribution in immediate next year</b>	<b>18.76</b>	<b>15.37</b>

## Sensitivity Analysis

Reasonably possible changes at the reporting date to one of the relevant actuarial assumptions, holding other assumptions constant, would have affected the defined benefit obligation as shown below.

Particulars	As at 31 March 2026		As at 31 March 2025	
	Increase	Decrease	Increase	Decrease
Discount rate (0.5% movement)	169.35	178.03	139.86	147.27
Salary growth rate (0.5% movement)	178.17	169.18	147.38	139.73
Withdrawal rate (W.R.) Sensitivity (10% movement)	173.04	174.20	142.94	144.04

Although the analysis does not take into account full distribution of cash flows expected under the plan, it does provide an approximation of sensitivity of assumptions. The estimate of future increase in compensation levels, considered in the actuarial valuation, have been taken on account of inflation, seniority, promotion and other relevant factors such as supply and demand in the employment market.

## 49.3. Leave Encashment:

The Holding Company's employees are entitled for compensated absences which are allowed to be accumulated and encashed as per the Company's policies. The liability of compensated absences, which is non-funded, has been provided based on report of independent actuary using "Projected Unit Credit Method".

Accordingly, ₹ 54.41 Crore (31 March 2025 ₹ 41.39 Crore) being liability as at the year-end for compensated absences as per actuarial valuation has been provided in the accounts.

### Employee retirement and other benefit obligations in respect of the subsidiary at Mauritius:

For employees who are not covered by a pension plan, the net present value of severance allowances payable is provided for aggregating ₹ Nil (31 March 2025 ₹ 0.66 crore).

### Employee retirement and other benefit obligations in respect of the subsidiary at Philippines:

Short term benefits include salaries and wages and other government contributions which are due within 12 months after the end of the period in which employee renders the related service. The Company's short-term employee benefits amounted to ₹ Nil (31 March 2025 ₹ Nil). The Company did not yet set up a retirement plan since it does not have more than ten employees who had served at least five years.

### Employee retirement and other benefit obligations in respect of the subsidiary at USA:

Short term benefits include salaries and wages and other government contributions which are due within 12 months after the end of the period in which employee renders the related service. The Company's short-term employee benefits amounted to ₹ 4.08 Crore (31 March 2025 ₹ 3.32 Crore).

## Notes to the Consolidated Financial Statements

For the year ended 31 March 2026

### 50. Share-based payments

The Holding Company has established "Employee Stock Options Scheme 2011" ('ESOP-2011') and "Share-based Incentive Plan 2019" as approved in earlier year by the shareholders of the Company and Compensation committee of Board of Directors for the key employees of the Company. The options issued under the above scheme vest in a phased manner.

During the year ending on 31 March 2026 - 1,800 (31 March 2025 - 15,700) options were cancelled by the Company under the Share-based Incentive Plan 2019, granted to the employees of the Group. (31 March 2025 figure includes 13,000 options granted to employees of a subsidiary).

Grant Date	No. of Option Granted	No. of Option Cancelled	Exercise Price	Vesting Period
27 July 2023	-	1,800	-	-

The options are granted at an exercise price which is in accordance with the relevant SEBI guidelines in force, at the time of such grants. Each option entitles the holder to exercise the right to apply for and seek allotment of one equity share of ₹ 2 /- each.

The particulars of the options under Share-based Incentive Plan 2019 are as under:

Particulars	31 March 2026 Nos.	31 March 2025 Nos.
Options outstanding for vesting & exercise as at the beginning of the year	49,575	90,600
Add: Options granted during the year	-	-
Less: Options exercised during the year	23,525	25,325
Less: Options lapsed/cancelled during the year	1,800	15,700
Options outstanding for vesting & exercise as at the year end	24,250	49,575

Particulars	31 March 2026 Nos.	Range of Exercise Prices (₹)	Weighted Average Exercise Prices (₹)	Weighted Average share price at the date of exercise (₹)	Weighted Average Contractual life (Years)
Options outstanding for vesting & exercise as at the beginning of the year	49,575	2.00	2.00	-	0.81
Add: Options granted during the year	-	-	-	-	-
Less: Options exercised during the year	23,525	2.00	2.00	2,767.10	-
Less: Options lapsed/cancelled during the year	1,800	-	-	-	-
Options outstanding for vesting & exercise as at the year end	24,250	2.00	2.00	-	0.29

Particulars	31 March 2025 Nos.	Range of Exercise Prices (₹)	Weighted Average Exercise Prices (₹)	Weighted Average share price at the date of exercise (₹)	Weighted Average Contractual life (Years)
Options outstanding for vesting & exercise as at the beginning of the year	90,600	2.0	2.0	-	1.37
Add: Options granted during the year	-	-	-	-	-
Less: Options exercised during the year	25,325	2.0	2.0	2,518.84	-
Less: Options lapsed/cancelled during the year	15,700	-	-	-	-
Options outstanding for vesting & exercise as at the year end	49,575	2.0	2.0	-	0.81

## Notes to the Consolidated Financial Statements

For the year ended 31 March 2026

### Effect of share-based plan in profit & loss:

For details of the related employee benefits expense, refer note 42.

Description of the method and significant assumptions used during the year to estimate the fair values of the options, including the following weighted average information:

Variables	Weighted Average Information			
	Share Based Incentive Plan 2019			
Plan	3,000 option	2,000 option	9,850 option	62,250 option
Grant date	30-Apr-21	10-May-22	05-May-23	27-Jul-23
Last date for acceptance	30-May-21	9-Jun-22	3-Jun-23	25-Aug-23
Risk free rate (%)	4.53	7.06	7.05	7.13
Expected Life (years)	1 to 3	3 to 4	1 to 3	1 to 4
Volatility (%)	14.57	13.12	13.12	13.12
Dividend yield (%)	0.76	0.68	0.86	0.86
Price of the underlying share in the market at the time of option grant (₹)	1,842	1,105	1,298	1,553
Fair value of options (₹)	1,792	1,078	1,273	1,523
Exercise price (₹)	2	2	2	2

The particulars of the options Share-based Incentive Plan 2019 granted to Employees of Subsidiary are as below:

Variables	Weighted Average Information
	Share Based Incentive Plan 2019
Plan	13,000 options *
Grant date	30-Jan-25
Last date for acceptance	01-Mar-25
Risk free rate (%)	6.71
Expected Life (years)	1
Volatility (%)	11.49
Dividend yield (%)	1.00
Price of the underlying share in the market at the time of option grant (₹)	2,676
Fair value of options (₹)	2,644
Exercise price (₹)	2

\* Above 13,000 options were cancelled by the Company under the Share-based Incentive Plan 2019 during the year ending on 31 March 2025 and replaced with Share Appreciation Rights (SARs).

# Notes to the Consolidated Financial Statements

For the year ended 31 March 2026

## Valuation of stock options

The fair value of stock options granted during the period has been measured using the Black-Scholes option pricing model at the date of the grant. The Black-Scholes option pricing model includes assumptions regarding dividend yields, expected volatility, expected terms and risk-free interest rates. They key inputs and assumptions used are as follows:

**Share price:** The closing price on NSE as on the date of grant has been considered for valuing the options granted.

**Exercise Price:** Exercise Price is the market price or face value or such other price as determined by the Remuneration and Compensation Committee.

**Expected Volatility:** The historical volatility of the stock till the date of grant has been considered to calculate the fair value of the options.

**Expected Option Life:** Expected Life of option is the period for which the Company expects the options to be live. The minimum life of a stock option is the minimum period before which the options cannot be exercised and the maximum life is the period after which the options cannot be exercised.

**Expected dividends:** Expected dividend yield has been calculated as an average of dividend yields for four years preceding the date of the grant.

**Risk free interest rate:** The risk-free interest rate on the date of grant considered for the calculation is the interest rate applicable for a maturity equal to the expected life of the options based on the zero-coupon yield curve for Government Securities.

These assumptions reflect management's best estimates, but these assumptions involve inherent market uncertainties based on market conditions generally outside of the Company's control. As a result, if other assumptions had been used in the current period, stock-based compensation expense could have been materially impacted. Further, if management uses different assumptions in future periods, stock-based compensation expense could be materially impacted in future years. The Company has granted stock options to employees of a subsidiary, the estimated fair value of stock options issued are included in the carrying value of the investment in the said subsidiary on a straight-line basis over the requisite service period of each separately vesting portion of the award.

## Share appreciation rights (SARs)

On 30 January 2025, the Group granted 13,000 share appreciation rights (SARs), to employees of the Ajanta Pharma USA Inc., a wholly owned subsidiary, that entitle them to a cash payment. The amount of the cash payment will be difference between share price of the Company on the date of vesting and issue price.

Total carrying amount of liabilities for SARs is ₹ 1.82 Crore as at 31 March 2026. Outstanding SARs as at 31 March 2026 is 8,700. Total charge for the year is ₹ 1.75 Crore.

The fair value of the SARs has been measured using the Black-Scholes model. Service and non-market performance conditions attached to the arrangements were not taken into account in measuring fair value.

The inputs used in the measurement of the fair values at grant date and measurement date of the SARs were as follows.

Particulars	13,000 SARs
Grant date	30-Jan-25
Risk free rate (%)	6.71
Expected Life (years)	3
Volatility (%)	11.49
Dividend yield (%)	1.00
Fair value of options (₹)	2,682.18 - 2,805.10
Issue price (₹)	2

# Notes to the Consolidated Financial Statements

For the year ended 31 March 2026

## 51. Financial Instrument – fair values and risk management

### A. Fair value measurements

₹ in Crore

Particulars	As at 31 March 2026		As at 31 March 2025	
	FVTPL	Amortised cost	FVTPL	Amortised cost
<b>Financial instruments by category</b>				
<b>Financial assets</b>				
Investment in Limited Liability Partnership	28.50	-	25.24	-
Investments in NCDs / NC MLDs / CAT-II	4.58	318.45	10.12	299.90
Investments in CPs	-	111.47	-	-
Investments in mutual funds	125.35	-	128.69	-
Investment in unquoted equity shares (31 March 2026 ₹ Nil, 31 March 2025 ₹ 37,050)	-	-	-	0.00
Trade receivables	-	1,853.88	-	1,182.74
Other non-current financial assets	-	7.99	-	9.25
Cash and cash equivalents	-	103.26	-	175.12
Bank balances other than cash and cash equivalents	-	1.51	-	1.12
Current loans	-	1.68	-	2.54
Insurance receivable	-	0.46	-	0.03
Interest receivable	-	8.52	-	2.29
<b>Total Financial assets</b>	<b>158.43</b>	<b>2,407.22</b>	<b>164.05</b>	<b>1,672.99</b>
<b>Financial Liabilities</b>				
Borrowings and book overdraft	-	217.73	-	6.09
Other non-current financial liabilities	-	1.82	-	1.05
Non-current lease liabilities	-	39.42	-	34.57
Capital creditors	-	53.21	-	55.59
Other current financial liabilities	-	277.71	-	264.28
Unpaid sale proceeds if fractional shares (31 March 2026 ₹ 15,878, 31 March 2025 ₹ 15,878)	-	0.00	-	0.00
Employee benefits payable	-	68.24	-	48.83
Current lease liabilities	-	8.76	-	10.26
Forward exchange contracts used for hedging	90.92	-	2.00	-
Trade payables	-	544.30	-	454.20
<b>Total Financial liabilities</b>	<b>90.92</b>	<b>1,211.19</b>	<b>2.00</b>	<b>874.87</b>

Fair value measurement of lease liabilities is not required.

# Notes to the Consolidated Financial Statements

For the year ended 31 March 2026

## Fair value hierarchy

This section explains the judgements and estimates made in determining the fair values of the financial instruments that are (a) recognised and measured at fair value and (b) measured at amortised cost and for which fair values are disclosed in the financial statements. To provide an indication about the reliability of the inputs used in determining fair value, the Company has classified its financial instruments into the three levels prescribed under the accounting standard. An explanation of each level follows underneath the table.

Financial assets and liabilities measured at fair value	As at 31 March 2026			As at 31 March 2025		
	Level 1	Level 2	Level 3	Level 1	Level 2	Level 3
<b>Financial assets</b>						
<b>Recurring fair value measurement</b>						
Investment in Limited liability partnership	-	-	28.50	-	-	25.24
Investments in NCDs / NC MLDs / CAT-II	-	4.58	-	-	10.12	-
Investments in mutual funds	125.35	-	-	128.69	-	-
<b>Total Financial assets</b>	<b>125.35</b>	<b>4.58</b>	<b>28.50</b>	<b>128.69</b>	<b>10.12</b>	<b>25.24</b>
<b>Financial liabilities</b>						
Forward exchange contracts used for hedging	-	90.92	-	-	2.00	-
<b>Total Financial liabilities</b>	<b>-</b>	<b>90.92</b>	<b>-</b>	<b>-</b>	<b>2.00</b>	<b>-</b>

Level 1 – Level 1 Hierarchy includes financial instruments measured using quoted prices. This includes mutual funds that have declared buyback NAV. The mutual funds are valued using the closing NAV.

Level 2 – The fair value of financial instruments that are not traded in an active market (like Mark to Market Derivatives, and Non-convertible market link Debentures) is determined using valuation techniques which maximise the use of observable market data and rely as little as possible on entity-specific estimates. If all significant inputs required to fair value as instrument are observable, the instrument is included in level 2.

Level 3 – If one or more of the significant inputs is not based on observable market data, the instrument is included in level 3.

## Measurement of fair values

### Valuation techniques and significant unobservable inputs:

The following tables show the valuation techniques used in measuring Level 2 & Level 3 fair values, for financial instruments measured at fair value in the statement of financial position, as well as the significant unobservable inputs used:

Type	Valuation Technique	Significant unobservable inputs	Inter-relationship between significant unobservable inputs and fair value measurement
Derivative instruments	Forward pricing: The fair value is determined using quoted forward exchange rates at the reporting date.	Not applicable	Not applicable
Non-Current Financial assets (Investment)	Discounted Cash flow: The valuation model considers the present value of expected receipts/ payment discounted using appropriate discounting rates.	Not applicable	Not applicable

## B. Financial risk management

Group has exposure to following risks arising from financial instruments:

- Credit risk
- Liquidity risk
- Market risk
- Currency risk

# Notes to the Consolidated Financial Statements

For the year ended 31 March 2026

## Risk management framework

Group's board of directors has overall responsibility for the establishment and oversight of the Company's risk management framework. Management is responsible for developing and monitoring the Company's risk management policies, under the guidance of Audit Committee.

Group's risk management policies are established to identify and analyse the risks faced by it, to set appropriate risk limits and controls and to monitor risks and adherence to limits. Risk management policies and systems are reviewed regularly to reflect changes in market conditions and the Group's activities. Group, through its training and procedures aims to maintain a disciplined and constructive control environment in which all employees understand their roles and obligations.

Group's Audit committee oversees how management monitors compliance with the Group's risk management policies and procedures and reviews the adequacy of the risk management framework in relation to the risks faced by the Group. The audit committee is assisted in its oversight role by internal audit. Internal audit undertakes both regular and ad hoc reviews of risk management controls and procedures, the results of which are reported to the Audit committee.

### i. Credit risk

Credit risk is the risk that a counter party will not meet its obligations under a financial instrument or customer contract, leading to a financial loss. The Group is exposed to credit risk from its operating activities (primarily trade receivables) and from its financing activities, including deposits with banks and mutual funds, foreign exchange transactions and other financial instruments.

### Impairment:

The following table provides information about the exposure to credit risk and expected credit loss for trade receivables:

Particulars	As at 31 March 2026		
	Carrying amount	Weighted average loss rate	Loss allowance
Not due	1,582.25	0.00%	-
Past due upto 180 days	176.80	0.52%	0.92
Past due 181 - 365 days	66.27	3.08%	2.04
Past dues 366 - 730 days	33.63	6.87%	2.31
Past dues 731 - 1096 days	0.33	39.39%	0.13
More than 1096 days	0.49	100.00%	0.49
<b>Total</b>	<b>1,859.77</b>		<b>5.89</b>

Particulars	As at 31 March 2025		
	Carrying amount	Weighted average loss rate	Loss allowance
Not due	361.69	0.00%	-
Past due upto 180 days	804.20	0.21%	1.70
Past due 181-365 days	20.18	14.27%	2.88
Past dues 366 - 730 days	1.47	14.29%	0.21
Past dues 731 - 1096 days	0.21	100.00%	0.21
More than 1096 days	0.89	100.00%	0.89
<b>Total</b>	<b>1,188.64</b>		<b>5.89</b>

# Notes to the Consolidated Financial Statements

For the year ended 31 March 2026

## (a) Trade receivables

Customer credit risk is managed by each business unit subject to the Group's established policy, procedures and control relating to customer credit risk management. Trade receivables, which are non-interest bearing, are mainly from stockists, distributors and customers and are generally on 14 days to 270 days credit term. Outstanding customer receivables are regularly monitored. The Company has no concentration of credit risk as the customer base is widely distributed both economically and geographically.

As at 31 March 2026, Group had 96 customers (31 March 2025: 82 customers) that owed the company more than ₹ 0.50 Crore each and accounted for approximately 97% and 93% of the total outstanding as at 31 March 2026 and 31 March 2025.

### Expected credit loss assessment

As per simplified approach, the Group makes provision of expected credit losses on trade receivable using a provision matrix to mitigate the risk of default payment and make appropriate provision at each reporting date wherever required. The trend of the bad debts is negligible.

Particulars	₹ in Crore	
	As at 31 March 2026	As at 31 March 2025
Gross Carrying amount	1,859.77	1,188.64
Average Expected loss rate	0.32%	0.50%
Carrying amount of trade receivables (net of impairment)	1,853.88	1,182.74

The movement in the allowance for impairment in respect of trade receivables during the year was as follows:

Particulars	₹ in Crore	
	As at 31 March 2026	As at 31 March 2025
Balance as at the beginning of the year	5.89	8.83
Impairment loss / (gain) recognised (net)	-	-
Amounts written off	-	(2.94)
Balance as at the year end	5.89	5.89

## (b) Financial instruments

Group limits its exposure to credit risk by investing in liquid securities issued by mutual funds having a credit ranking of at least 3 and above from CRISIL or equivalent rating agency. Group monitors changes in credit risk by tracking published external credit ranking. Based on its on-going assessment of counterparty risk, the Group adjusts its exposure to various counterparties.

### ii. Liquidity risk

Liquidity risk is the risk that the Group may not be able to meet its present and future cash and collateral obligations without incurring unacceptable losses. The Group's objective is to, at all times maintain optimum levels of liquidity to meet its cash and collateral requirements. The Group closely monitors its liquidity position and deploys a robust cash management system. It maintains adequate sources of financing including bilateral loans, debt and overdraft from banks at an optimised cost. Working capital requirements are adequately addressed by internally generated funds. Trade receivables are kept within manageable levels.

Group aims to maintain the level of its cash and cash equivalents and other highly marketable debt investments at an amount in excess of expected cash outflows on financial liabilities over the next six months. The ratio of cash and cash equivalents and other highly marketable debt investments to outflows is 0.47 at 31 March 2026 (0.65 at 31 March 2025)

# Notes to the Consolidated Financial Statements

For the year ended 31 March 2026

## Exposure to liquidity risk

The following are the remaining contractual maturities of financial liabilities at the reporting date. The amounts are gross and undiscounted, and include estimated interest payments and exclude the impact of netting agreements.

### As at 31 March 2026

Particulars	Carrying Amount	Contractual Cash Flows				
		Total	0-12 months	1-2 years	2-5 years	More than 5 years
		₹ in Crore				
Trade payables	544.30	544.30	544.30	-	-	-
Other financial liabilities	497.64	497.64	495.82	0.80	0.65	0.37
Lease liabilities	48.18	183.34	9.75	9.49	17.09	147.01
Borrowings	211.99	211.99	211.99	-	-	-
<b>Total</b>	<b>1,302.11</b>	<b>1,437.27</b>	<b>1,261.86</b>	<b>10.29</b>	<b>17.74</b>	<b>147.38</b>

### As at 31 March 2025

Particulars	Carrying Amount	Contractual Cash Flows				
		Total	0-12 months	1-2 years	2-5 years	More than 5 years
		₹ in Crore				
Trade payables	454.20	454.20	454.18	0.02	-	-
Other financial liabilities	375.25	375.25	374.20	0.38	0.67	-
Lease liabilities	44.83	133.69	10.93	7.21	19.42	96.13
Borrowings	2.59	2.59	2.59	-	-	-
<b>Total</b>	<b>876.87</b>	<b>965.73</b>	<b>841.89</b>	<b>7.61</b>	<b>20.09</b>	<b>96.13</b>

### iii. Market risk

Market risk is the risk that changes in market prices – such as foreign exchange rates, interest rates and equity prices – will affect the Group's income or the value of its holdings of financial instruments. The objective of market risk management is to manage and control market risk exposures within acceptable parameters, while optimising the return. Financial instruments affected by market risk include loans and borrowings, deposits, investments, and derivative financial instruments.

Group's activities expose it to a variety of financial risks, including the effects of changes in foreign currency exchange rates and interest rates. The Group uses derivative financial instruments such as foreign exchange contracts to manage its exposures to foreign exchange fluctuations. All such transactions are carried out within the guidelines set by the risk management committee.

### Sensitivity Analysis on Interest rate

The Company's fixed rate bank deposits and securities are carried at amortised cost. They are therefore not subject to interest rate risk as defined in Ind AS 107, since neither the carrying amount nor the future cash flow will fluctuate because of a change in market interest rates.

### Sensitivity Analysis on Equity prices

The Group has invested its surplus funds primarily in debt based mutual funds. The value of investment in these mutual fund schemes is reflected though Net Asset Value (NAV) declared by the Asset Management Company on daily basis. The Company has not performed a sensitivity analysis on these mutual funds based on estimated fluctuations in their NAV as in management's opinion, such analysis would not display a correct picture.

## Notes to the Consolidated Financial Statements

For the year ended 31 March 2026

### iv. Currency risk

The Group is exposed to currency risk to the extent that there is a mismatch between the currencies in which sales, purchases and borrowings are denominated and the respective functional currencies of the Group. The currencies in which these transactions are primarily denominated are US Dollars, Euro, Mauritian Rupee, Philippine Peso and Nigerian Naira.

At any point in time, the Group covers foreign currency risk by taking appropriate percentage of its foreign currency exposure, as approved by risk management committee in line with the laid down policy approved by the Board. The Group uses forward exchange contracts to mitigate its currency risk, most with a maturity of less than one year from the reporting date. In respect of other monetary assets and liabilities denominated in foreign currencies, the Group's policy is to ensure that its net exposure is kept to an acceptable level by buying or selling foreign currencies at spot rates when necessary to address short-term imbalances.

The following table analyses foreign currency risk as of 31 March 2026:

₹ in Crore

Particulars	US Dollars	Euro	Mauritian Rupee	Philippine Peso	Nigerian Naira	Qatari Riyal	Total
Bank balances	34.49	27.66	1.46	8.84	0.02	-	72.47
Trade receivables	1,610.16	5.04	60.63	94.58	-	-	1,770.41
Payables	(351.26)	(3.39)	(4.70)	(7.70)	(0.16)	(0.11)	(367.32)
Borrowings	(206.89)	-	-	(7.13)	-	-	(214.02)
<b>Net assets / (liabilities)</b>	<b>1,086.50</b>	<b>29.31</b>	<b>57.39</b>	<b>88.59</b>	<b>(0.14)</b>	<b>(0.11)</b>	<b>1,261.54</b>

The following table analyses foreign currency risk as of 31 March 2025:

₹ in Crore

Particulars	US Dollars	Euro	Mauritian Rupee	Philippine Peso	Nigerian Naira	Russian Ruble	Total
Bank balances	120.68	7.20	12.75	4.56	0.04	-	145.24
Trade receivables	936.83	7.77	38.62	75.76	-	-	1,058.98
Payables	(76.29)	(3.06)	(6.56)	(7.32)	(0.15)	(0.02)	(93.41)
Borrowings	-	-	-	(4.56)	-	-	(4.56)
<b>Net assets / (liabilities)</b>	<b>981.22</b>	<b>11.91</b>	<b>44.81</b>	<b>68.44</b>	<b>(0.11)</b>	<b>(0.02)</b>	<b>1,106.25</b>

For the year ended 31 March 2026 every percentage point depreciation / appreciation in the exchange rate for the closing balances between the Indian Rupee and respective currencies would affect the Group's incremental profit before tax as per below:

₹ in Crore

Particulars	Change in currency exchange rate	Effect on profit before tax
US Dollars (USD)	+1% / (-1%)	10.86 / (10.86)
Euro (EUR)	+1% / (-1%)	0.29 / (0.29)
Mauritian Rupee (MUR)	+1% / (-1%)	0.57 / (0.57)
Philippine Peso (PHP)	+1% / (-1%)	0.89 / (0.89)
Nigerian Naira (NN) (₹ 14,028 / (₹ 14,028))	+1% / (-1%)	0.00 / (0.00)
Qatari Riyal (QAR) (₹ 10,829 / (₹ 10,829))	+1% / (-1%)	0.00 / (0.00)

## Notes to the Consolidated Financial Statements

For the year ended 31 March 2026

For the year ended 31 March 2025 every percentage point depreciation / appreciation in the exchange rate between the Indian Rupee and respective currencies has affected the Company's incremental profit before tax as per below:

₹ in Crore

Particulars	Change in currency exchange rate	Effect on profit before tax
US Dollars (USD)	+1% / (-1%)	9.81 / (9.81)
Euro (EUR)	+1% / (-1%)	0.12 / (0.12)
Mauritian Rupee (MUR)	+1% / (-1%)	0.45 / (0.45)
Philippine Peso (PHP)	+1% / (-1%)	0.68 / (0.68)
Nigerian Naira (NN) (₹ 11,323 / (₹ 11,323))	+1% / (-1%)	0.00 / (0.00)
Russian Ruble (RR) (₹ 2,279 / (₹ 2,279))	+1% / (-1%)	0.00 / (0.00)

### 52. Note on foreign currency exposures on assets and liabilities:

During the year, the Group has entered into forward exchange contract, being derivative instruments to mitigate foreign currency risk, to establish the amount of currency in Indian Rupees required or available at the settlement date of certain payables and receivables. The following are the outstanding foreign currency forward contracts entered into by the Group:

Particulars	As at 31 March 2026 Foreign Currency Amount in Crore	As at 31 March 2025 Foreign Currency Amount in Crore	Buy or Sell	Cross Currency
EUR	3.10	5.00	SELL	INR
USD	13.40	14.35	SELL	INR

The year-end foreign currency exposures that have not been mitigated by a derivative instrument or otherwise are as below:

Particulars	₹ in Crore	₹ in Crore	Foreign Currency Amount in Crore	Foreign Currency Amount in Crore	Foreign Currency
	As at 31 March 2026	As at 31 March 2025	As at 31 March 2026	As at 31 March 2025	
Amount Receivable	533.11	-	5.62	-	USD
	-	-	-	-	EURO
	0.02	-	0.00#	-	CNY
Amount Payable	317.06	309.26	3.34	3.62	USD
	78.91	59.13	0.72	0.64	EURO
	-	0.02	-	0.03	RUB
	0.11	-	0.00*	-	QAR

\* QAR 41,990

# CNY 14,288

## Notes to the Consolidated Financial Statements

For the year ended 31 March 2026

### a) Interest rate risk

Interest rate risk is the risk that the fair value or future cash flows of a financial instrument will fluctuate because of changes in market interest rates. The Group's exposure to the risk of changes in market interest rates relates primarily to the Group's debt interest obligations. Further, the Group engages in financing activities at market linked rates, any changes in the interest rates environment may impact future rates of borrowing.

The interest rate profile of the Group's interest-bearing financial instruments as reported to management is as follows.

Particulars	₹ in Crore	
	Year ended 31 March 2026	Year ended 31 March 2025
Foreign Currency Term Loan	7.13	2.59
Working Capital Term Loan	206.89	-

A reasonably possible change of 100 basis points in interest rates at the reporting date would have impacted profit before tax as per below. This analysis assumes that all other variables, in particular foreign currency exchange rates, remain constant.

Particulars	₹ in Crore	
	Year ended 31 March 2026	Year ended 31 March 2025
Increase in interest rate by 100 basis points	(2.04)	(0.03)
Decrease in interest rate by 100 basis points	2.04	0.03

### 53. Disaggregation of revenue

The operations of the Group are limited to only one segment viz. pharmaceuticals and related products. Revenue from contract with customers is from sale of manufactured goods and traded goods. Sale of goods are made at a point in time and revenue is recognised upon satisfaction of the performance obligations which is typically upon dispatch / delivery. The Group has a credit evaluation policy based on which the credit limits for the trade receivables are established. There is no significant financing component as the credit period provided by the Group is not significant.

#### Primary geographical markets

Particulars	₹ in Crore	
	Year Ended 31 March 2026	Year Ended 31 March 2025
India	1,653.85	1,452.49
Emerging Market	2,036.56	1,941.08
Africa Institution	159.82	146.71
USA	1,557.03	1,047.23
<b>Total revenue from contract with customers</b>	<b>5,407.26</b>	<b>4,587.51</b>
<b>Timing of revenue recognition</b>		
Goods transferred at a point in time	5,407.26	4,587.51

Variable components such as discounts, late delivery charges etc. continues to be recognised as revenue deductions in compliance with Ind AS 115.

## Notes to the Consolidated Financial Statements

For the year ended 31 March 2026

Revenue Break-up	₹ in Crore	
	Year ended 31 March 2026	Year ended 31 March 2025
Revenue as per contracted price	11,439.02	8,982.63
Adjusted for:		
Sales Return	(52.82)	(91.69)
Chargeback, rebates and discounts	(5,787.54)	(4,163.05)
Others (Price adjustment)	(191.40)	(140.38)
<b>Total</b>	<b>(6,031.76)</b>	<b>(4,395.12)</b>
<b>Net Sale</b>	<b>5,407.26</b>	<b>4,587.51</b>

The company normally sells goods on credit which varies from 14 to 21 days for domestic sales and 30 to 270 days in case of export sales. This does not involve any significant financing element.

We have 1 customer (31 March 2025 : 1 customer) having more than 10% of Group's Revenue amounting to ₹ 730 Crore (31 March 2025 ₹ 621 Crore).

#### Contract liability (Advances from Customers):

Particulars	₹ in Crore	
	As at 31 March 2026	As at 31 March 2025
Contract Liabilities	101.94	121.51

The Contract liability outstanding at the beginning of the year has been recognised as revenue during the year ended 31 March 2026.

### 54. Disclosure for leases under Ind AS 116 - "Leases":

The Group have taken various premises under operating lease. These are generally cancellable and ranges from 11 months to 5 years and are renewable by mutual consent on mutually agreeable terms. Some of these lease agreements have price escalation clauses. There are no restrictions imposed by these lease arrangements and there are no sub leases. There are no contingent rents. A Single discount rate has been applied to a portfolio of leases with reasonably similar characteristics.

#### Right-of-use assets

##### As at 31 March 2026

Particulars	₹ in Crore		
	Buildings	Land	Total
<b>Cost</b>			
Balance as at 1 April 2025	61.02	62.59	123.61
Additions to ROU assets	13.63	9.97	23.60
De-recognition of ROU assets	(15.64)	-	(15.64)
<b>Balance as at 31 March 2026</b>	<b>59.01</b>	<b>72.56</b>	<b>131.57</b>
<b>Accumulated depreciation and impairment</b>			
Balance as at 1 April 2025	28.25	4.72	32.98
Depreciation	11.25	2.17	13.42
Eliminated on disposals of assets	(13.84)	-	(13.84)
<b>Balance as at 31 March 2026</b>	<b>25.66</b>	<b>6.89</b>	<b>32.55</b>

# Notes to the Consolidated Financial Statements

For the year ended 31 March 2026

## As at 31 March 2025

Particulars	₹ in Crore		
	Buildings	Land	Total
<b>Cost</b>			
As at 1 April 2024	47.53	62.59	110.12
Additions to ROU assets	22.89	-	22.89
De-recognition of ROU assets	(9.41)	-	(9.41)
<b>Balance at 31 March 2025</b>	<b>61.02</b>	<b>62.59</b>	<b>123.61</b>
<b>Accumulated depreciation and impairment</b>			
As at 1 April 2024	25.95	3.77	29.72
Depreciation	11.36	0.95	12.31
Eliminated on disposals of assets	(9.06)	-	(9.06)
<b>Balance at 31 March 2025</b>	<b>28.26</b>	<b>4.72</b>	<b>32.99</b>
<b>Carrying amounts</b>			
As at 1 April 2025			90.62
Balance as at 31 March 2026			99.02
<b>Carrying amounts</b>			
As at 1 April 2024			80.40
Balance as at 31 March 2025			90.62

## Lease expenses recognized in Statement of Profit and Loss not included in the measurement of lease liabilities:

Particulars	₹ in Crore	
	Year ended 31 March 2026	Year ended 31 March 2025
Short-term lease expense	8.85	9.33
<b>Total lease expense</b>	<b>8.85</b>	<b>9.33</b>

## Cash outflow on leases

Particulars	₹ in Crore	
	Year ended 31 March 2026	Year ended 31 March 2025
Repayment of lease liabilities (Includes interest of ₹ 3.31 crore for year ending 31 March 2026 and ₹ 3.43 Crore for year ending 31 March 2025)	(14.80)	(14.89)
<b>Total cash outflow on leases</b>	<b>(14.80)</b>	<b>(14.89)</b>

## Movement in Lease liabilities

Particulars	₹ in Crore	
	Year ended 31 March 2026	Year ended 31 March 2025
<b>Opening Lease liabilities</b>	44.83	33.80
Addition during the year	19.38	22.49
Interest accrued during the year	3.31	3.43
Adjustment on account of discharge of ROU	(4.54)	-
Payment of Lease liabilities (including interest)	(14.80)	(14.89)
<b>Closing Lease liabilities</b>	<b>48.18</b>	<b>44.83</b>
Non-Current	39.42	34.72
Current	8.76	10.11

# Notes to the Consolidated Financial Statements

For the year ended 31 March 2026

## Maturity analysis of lease liabilities – contractual undiscounted cash flows

Particulars	₹ in Crore	
	Year ended 31 March 2026	Year ended 31 March 2025
Less than 1 year	9.65	10.90
1 to 5 years	26.16	26.52
More than 5 years	146.89	96.11

## 55. Contingent liabilities and commitments:

Particulars	₹ in Crore	
	As at 31 March 2026	As at 31 March 2025
<b>Claims against the Company not acknowledged as debt</b>		
i. Liabilities disputed – appeals filed / to be filed with respect to :		
a. Excise duty, Service tax, VAT & GST disputed by the Company	4.28	4.28
b. Income tax on account of additions	3.23	3.23
ii. Other matter	0.61	0.61

The Company has two ongoing patent litigations as on 31 March 2026. No liability is expected to arise from these litigations.

The Company does not expect the outcome of the matters stated above to have a material adverse impact on the Company's financial condition, results of operations or cash flows.

Future cash outflows in respect of liability under clause (i) to (ii) is dependent on decisions by relevant authorities of respective disputes.

## Income Tax Search

In August 2025, the Income Tax Authorities carried out search operations at certain premises of the Company. Subsequently, the Company received a notice dated 6 February 2026 under Section 158BC of the Income tax Act, 1961, requiring the Company to file a true and correct return of undisclosed income for the block period from 1 April 2019 to 17 November 2025.

The Company filed the return for the said block period on 6 April 2026, with no undisclosed income reported. Pending any subsequent communication from the concerned authorities in this regard, the consequent impact on the consolidated financial results/ statements for the year ended 31 March 2026, if any, is currently not ascertainable.

## Commitments

S. No.	Particulars	₹ in Crore	
		As at 31 March 2026	As at 31 March 2025
1.	Estimated amounts of contracts remaining to be executed on capital account and not provided for, net of advances	296.09	133.29
2.	Pending Exports obligation under Advance License / EPCG Scheme	7.45	2.87

# Notes to the Consolidated Financial Statements

For the year ended 31 March 2026

## 56. Related party disclosure as required by Ind AS 24 are given below:

### A) Relationships where control exist:

#### Category I - Directors, Key Management Personnel:

Mr. Mannalal B. Agrawal	Chairman
Mr. Madhusudan B. Agrawal	Executive Vice Chairman
Mr. Yogesh M. Agrawal	Managing Director
Mr. Rajesh M. Agrawal	Joint Managing Director
Mr. Chandrakant M Khetan	Independent Director (upto 28 July 2024)
Mr. K. H. Viswanathan	Independent Director (upto 28 July 2024)
Mr. Prabhakar Dalal	Independent Director (upto 28 July 2024)
Dr. Anjana Grewal	Independent Director (upto 28 July 2024)
Mr. David Paul Rasquinha	Independent Director (with Effect from 02 May 2024)
Ms. Medha Vinay Joshi	Independent Director (with Effect from 02 May 2024)
Mr. Rajesh S Dalal	Independent Director (with Effect from 02 May 2024)
Ms. Simi Manohar Lal Thapar	Independent Director (with Effect from 02 May 2024)
Mr. Arvind K. Agrawal	Chief Financial Officer
Mr. Gaurang C. Shah	Company Secretary

#### Category II - Enterprise over which persons covered under category I above are able to exercise significant control:

Gabs Investment Private Limited  
 Seth Bhagwandas Agrawal Charitable Trust  
 Ganga Exports represented by Mr. Yogesh M. Agrawal, Mr. Rajesh M. Agrawal & Mr. Ravi P. Agrawal  
 Mannalal Agrawal Trust, Trustee - Mr. Mannalal B. Agrawal  
 Yogesh Agrawal Trust, Trustee - Mr. Yogesh M. Agrawal  
 Rajesh Agrawal Trust, Trustee - Mr. Rajesh M. Agrawal  
 Ravi Agrawal Trust, Trustee - Mr. Ravi P. Agrawal  
 Aayush Agrawal Trust, Trustee - Mr. Aayush M. Agrawal  
 Ajanta Pharma Limited Group Gratuity Trust  
 Samta Foundation (Formerly known as Samta Purushottam Agrawal Memorial Foundation)  
 Mamta and Madhusudan Agrawal Memorial Foundation  
 Manisha Yogesh Agrawal Foundation  
 Smriti Rajesh Agrawal Foundation  
 Ajanta Foundation  
 A.I. Printers  
 Infinichains Lab Private Limited  
 CSI Renting India Private Limited  
 Seva Home Collection Private Limited  
 Credibl Innovations Private Limited  
 Rivea Foundation

#### Category III - Others (Close Member of Key Management Personnel):

Ms. Tanya Agrawal  
 Mr. Yash Agrawal  
 Mr. Aayush M. Agrawal  
 Mr. Ravi P. Agrawal  
 Mr. Veer Agrawal

# Notes to the Consolidated Financial Statements

For the year ended 31 March 2026

## B) Following transactions were carried out with related parties:

		₹ in Crore		
Sr. No.	Particulars	Category	Year ended 31 March 2026	Year ended 31 March 2025
<b>1.</b>	<b>Purchase of Packing Material (excluding GST)</b>			
	A.I. Printers	II	11.48	6.69
	Seva Home Collection Private Limited	II	0.05	-
<b>2.</b>	<b>Services availed (excluding GST)</b>			
	Infinichains Lab Private Limited	II	-	0.09
	Credibl Innovations Private Limited	II	0.08	0.08
	CSI Renting India Private Limited	II	1.03	-
<b>3.</b>	<b>Compensation to Key Management &amp; Others:</b>			
<b>3.1</b>	<b>Short Term Employee Benefits Remuneration</b>			
	Mr. Madhusudan B. Agrawal	I	5.28	4.84
	Mr. Yogesh M. Agrawal	I	17.03	15.64
	Mr. Rajesh M. Agrawal	I	17.03	15.64
	Mr. Arvind K. Agrawal	I	2.39	2.10
	Mr. Gaurang C. Shah	I	1.20	1.08
	Ms. Tanya Agrawal	III	0.16	0.14
	Mr. Yash Agrawal	III	0.07	0.07
	Mr. Veer Agrawal	III	0.05	-
	<b>Commission to Executive Director</b>			
	Mr. Yogesh M. Agrawal	I	10.50	9.00
	Mr. Rajesh M. Agrawal	I	10.50	9.00
	<b>Commission and Sitting Fees to Non-Executive Director</b>			
	Mr. Mannalal B. Agrawal	I	0.08	0.08
	Mr. Chandrakant M Khetan	I	-	0.02
	Mr. K. H. Viswanathan	I	-	0.02
	Mr. Prabhakar Dalal	I	-	0.02
	Dr. Anjana Grewal	I	-	0.01
	Mr. David Paul Rasquinha	II	0.13	0.09
	Ms. Medha Vinay Joshi	II	0.10	0.07
	Mr. Rajesh S Dalal	II	0.12	0.08
	Ms. Simi Manohar Lal Thapar	II	0.10	0.07
<b>3.2</b>	<b>Post-employment benefits</b>	I & III	5.99	46.49
<b>3.3</b>	<b>Share-based payment</b>			
	Mr. Arvind K. Agrawal	I	0.09	0.10
	Mr. Gaurang C. Shah	I	0.05	0.05
<b>4.</b>	<b>Dividend Paid</b>			
	Key Management Personnel	I	0.06	0.06
	Others	II & III	231.74	231.74
<b>5.</b>	<b>Corporate Social Responsibility Expense</b>			
	Samta Foundation	II	9.61	7.00
	Ajanta Foundation	II	0.44	0.12
	Mamta and Madhusudan Agrawal Memorial Foundation	II	2.14	4.10
	Manisha Yogesh Agrawal Foundation	II	-	0.10
	Seth Bhagwandas Agrawal Charitable Trust	II	0.05	-

## Notes to the Consolidated Financial Statements

For the year ended 31 March 2026

Sr. No.	Particulars	Category	₹ in Crore	
			Year ended 31 March 2026	Year ended 31 March 2025
<b>6.</b>	<b>Contribution made to Group gratuity trust paid to LIC:</b>			
	Ajanta Pharma Limited Group Gratuity Trust	II	62.22	24.98
<b>7.</b>	<b>Donation</b>			
	Rivea Foundation	II	0.35	-
<b>8.</b>	<b>Buyback of Equity Share</b>			
	Yogesh M Agrawal, Trustee Yogesh Agrawal Trust	III	-	42.90
	Rajesh M Agrawal, Trustee Rajesh Agrawal Trust	III	-	42.91
	Ravi P Agrawal, Trustee Ravi Agrawal Trust	III	-	39.81
	Aayush M Agrawal, Trustee Aayush Agrawal Trust	III	-	34.55
	Ganga Exports being represented by Mr. Yogesh M. Agrawal, Mr. Rajesh M. Agrawal & Mr. Ravi P. Agrawal	III	-	8.60
	Mr. Arvind K. Agrawal	I	-	0.05
	Mr. Gaurang C. Shah	I	-	0.44
	Mr. Chandrakant M. Khetan (* ₹ 24,930)	I	-	0.00*

### C) Amount outstanding as at end of the year

Sr. No.	Particulars	Category	₹ in Crore	
			Year ended 31 March 2026	Year ended 31 March 2025
<b>1.</b>	<b>Trade Payables</b>			
	A.I. Printers	II	2.45	1.23
	Seva Home Collection Private Limited	II	0.01	-
	CSI Renting India Private Limited	II	0.26	-
<b>2.</b>	<b>Other Advances</b>			
	Manisha Yogesh Agrawal Foundation	II	-	0.27
<b>3.</b>	<b>Commission Payable to Executive Director</b>			
	Mr. Yogesh M. Agrawal	I	10.50	9.00
	Mr. Rajesh M. Agrawal	I	10.50	9.00
<b>4.</b>	<b>Commission Payable to Non-Executive Director</b>			
	Mr. David Paul Rasquinha	II	0.05	0.05
	Ms. Medha Vinay Joshi	II	0.03	0.03
	Mr. Rajesh S Dalal	II	0.03	0.03
	Ms. Simi Manohar Lal Thapar	II	0.03	0.03

Based on the internal and external transfer pricing review and validation, the Group believes that all transactions with associated enterprises are undertaken on the basis of arm's length principle. Outstanding balances at the year-end are unsecured and interest free and settlement occurs in cash. Details related to ESOP given to Employees of Subsidiary provided in note 50.

## Notes to the Consolidated Financial Statements

For the year ended 31 March 2026

### 57. Contribution towards Corporate Social Responsibility ("CSR"):

As per section 135 of the Act, a CSR committee has been formed by the Company. The funds are utilised during the year on the activities which are specified in schedule VII of the Act. The utilisation is done by way of direct and indirect contribution towards various activities.

The particulars of CSR expenditure are as follows:

Sr. No.	Particulars	₹ in Crore	
		Year ended 31 March 2026	Year ended 31 March 2025
(a)	Amount required to be spent by the company during the year	20.01	17.94
(b)	Amount approved by the Board to be spent during the year	20.01	17.94
(c)	Amount spent during the year		
	(i) Construction/ acquisition of asset	-	-
	(ii) On purposes other than (i) above	23.73	20.43
	(iii) Shortfall at the end of the year	-	-
	(iv) Total of previous year shortfall	-	-
	(v) Nature of CSR activities	Promoting education, Medical assistance, Community development & promoting of sports	
(d)	Details of related party transactions (refer note 56)	12.24	11.59

### 58. Operating Segments

#### A. Basis for segmentation

The operations of the Group are limited to one segment viz. Pharmaceutical and related products. The products being sold under this segment are of similar nature and comprise of pharmaceutical products only.

The Company's Chief Operating Decision Maker (CODM) reviews the internal management reports prepared based on an aggregation of financial information for all entities in the Group (adjusted for intercompany eliminations, adjustments, etc.) on a periodic basis.

#### B. Geographic information

The geographic information analyses the Group's revenues and non-current assets by the Company's country of domicile and other countries. In presenting geographic information, segment revenue has been based on the selling location in relation to sales to customers and segment assets are based on geographical location of assets.

#### a. Revenue from external customers

Particulars	₹ in Crore	
	Year ended 31 March 2026	Year ended 31 March 2025
India	1,653.85	1,452.49
Emerging Market	2,036.56	1,941.08
Africa Institution	159.82	146.71
USA	1,557.03	1,047.23
	5,407.26	4,587.51

## Notes to the Consolidated Financial Statements

For the year ended 31 March 2026

### b. Non-current assets (other than financial instruments and deferred tax assets)

Particulars	₹ in Crore	
	Year ended 31 March 2026	Year ended 31 March 2025
India	2,180.18	1,960.31
Africa	25.35	4.11
Asia	10.99	7.90
USA	14.31	13.17
<b>Total</b>	<b>2,230.83</b>	<b>1,985.49</b>

### 59. Remuneration to Auditors of the Company and its subsidiaries (excluding GST)

Particulars	₹ in Crore	
	Year ended 31 March 2026	Year ended 31 March 2025
- Audit Fees	0.45	0.45
- Limited Review	0.32	0.32
- For Certification and other matters (including OPE)	0.11	0.11
Local Statutory of Subsidiaries		
- For audit	0.47	0.41
- For Certification and other matters (including OPE)	0.03	0.03

### 60. Details of dues to Micro and Small Enterprises as defined under the Micro, Small and Medium Enterprises Development Act, 2006:

This information has been determined to the extent such parties have been identified on the basis of information available with the Company.

Particulars	₹ in Crore	
	As at 31 March 2026	As at 31 March 2025
i. The principle amount and the interest due thereon remaining unpaid to any supplier as at the end of each accounting year		
Principle amount due to micro and small enterprises	54.17	21.55
Interest due on above	-	-
ii. The amount of interest paid by the buyer as per Section 16 of the Micro, Small and Medium Enterprises Development Act 2006, along with the amounts of the payment made to the supplier beyond the appointed day during each accounting year.	-	-
iii. The amount of interest due and payable for the period of delay in making payment (which have been paid but beyond the appointed day during the year) but without adding the interest specified under Micro, Small and Medium Enterprises Development Act 2006.	-	-
iv. The amount of interest accrued and remaining unpaid at the end of each accounting year.	-	-
v. The amount of further interest remaining due and payable even in the succeeding years, until such date when the interest dues as above are actually paid to the small enterprise for the purpose of disallowance as a deductible expenditure under Section 23 of Micro, Small and Medium Enterprises Development Act 2006.	-	-

## Notes to the Consolidated Financial Statements

For the year ended 31 March 2026

The following is ageing schedule for Trade payables for the year ended 31 March 2026:

Particulars	₹ in Crore				
	Unbilled	Not due	Less than 1 year	1-2 years	Total
(i) MSME	-	54.17	-	-	54.17
(ii) Others	1.91	422.71	65.51	-	490.13
(iii) Disputed dues – MSME	-	-	-	-	-
(iv) Disputed dues – Others	-	-	-	-	-
<b>Total</b>	<b>1.91</b>	<b>476.88</b>	<b>65.51</b>	<b>-</b>	<b>544.30</b>

The following is ageing schedule for Trade payables for the year ended 31 March 2025:

Particulars	₹ in Crore				
	Unbilled	Not due	Less than 1 year	1-2 years	Total
(i) MSME	-	21.55	-	-	21.55
(ii) Others	0.64	383.51	48.48	0.02	432.65
(iii) Disputed dues – MSME	-	-	-	-	-
(iv) Disputed dues – Others	-	-	-	-	-
<b>Total</b>	<b>0.64</b>	<b>405.06</b>	<b>48.48</b>	<b>0.02</b>	<b>454.20</b>

### 61. Research and Development expenditure:

A unit of the Company has been recognised by Department of Scientific and Industrial Research (DSIR) as in-house research and development unit. The amount of capital and revenue are as below.

Particulars	₹ in Crore	
	Year ended 31 March 2026	Year ended 31 March 2025
<b>Amount in respect to</b>		
Capital Expenditure	8.79	7.41
Revenue Expenditure	251.58	224.41
<b>Total</b>	<b>260.37</b>	<b>231.82</b>

### 62. Additional information, as required under Schedule III of the Companies Act 2013, of enterprises consolidated as Subsidiary

#### As of 31 March 2026

Name of Enterprise	Net assets i.e total assets minus total liabilities		Share in profit (loss)		Share in Other Comprehensive Income		Share in Total Comprehensive Income	
	As % of total	Amount ₹ in Crore	As % of total	Amount ₹ in Crore	As % of total	Amount ₹ in Crore	As % of total	Amount ₹ in Crore
<b>Holding Company</b>								
Ajanta Pharma Ltd.	93.3%	4,223.54	89.7%	946.83	-1.1%	(0.31)	87.2%	946.52
<b>Foreign Subsidiaries</b>								
APML	2.1%	93.35	0.7%	7.59	21.4%	6.22	1.3%	13.82
APPI	1.7%	76.52	0.9%	9.50	9.8%	2.86	1.1%	12.36
APUI	5.5%	247.25	7.2%	76.53	69.9%	20.33	8.9%	96.86
APNL	0.0%	(0.14)	0.0%	(0.00)	-0.1%	(0.03)	0.0%	(0.03)
<b>Total Eliminations / Adjustments</b>	<b>-1.2%</b>	<b>(55.03)</b>	<b>1.5%</b>	<b>15.56</b>	<b>0.0%</b>	<b>-</b>	<b>1.4%</b>	<b>15.56</b>
Exchange difference on translation of foreign operations	-1.3%	(58.39)	0.0%	-	0.0%	-	0.0%	-
<b>Total</b>		<b>4,527.10</b>		<b>1,056.01</b>		<b>29.07</b>		<b>1,085.09</b>

## Notes to the Consolidated Financial Statements

For the year ended 31 March 2026

### As of 31 March 2025

Name of Enterprise	Net assets i.e total assets minus total liabilities		Share in profit (loss)		Share in Other Comprehensive Income		Share in Total Comprehensive Income	
	As % of total	Amount ₹ in Crore	As % of total	Amount ₹ in Crore	As % of total	Amount ₹ in Crore	As % of total	Amount ₹ in Crore
<b>Holding Company</b>								
Ajanta Pharma Ltd.	95.6%	3,625.30	99.6%	916.89	-315.4%	(5.83)	98.8%	911.06
<b>Foreign Subsidiaries</b>								
APML	2.7%	101.01	1.0%	8.82	209.9%	3.88	1.4%	12.70
APPI	2.1%	79.37	2.1%	19.61	19.9%	0.37	2.2%	19.98
APUI	4.0%	150.39	2.0%	18.57	185.3%	3.42	2.4%	21.99
APNL	0.0%	(0.11)	0.0%	0.00	0.3%	0.01	0.0%	0.01
<b>Total Eliminations / Adjustments</b>	<b>-3.6%</b>	<b>(136.67)</b>	<b>-4.7%</b>	<b>(43.50)</b>	<b>0.0%</b>	<b>-</b>	<b>-4.7%</b>	<b>(43.50)</b>
Exchange difference on translation of foreign operations	-0.8%	(29.00)	0.0%	-	0.0%	-	0.0%	-
<b>Total</b>		<b>3,790.29</b>		<b>920.39</b>		<b>1.85</b>		<b>922.24</b>

Refer Annexure "B" of Director's Report for salient features of the financial statements of subsidiaries.

### 63. Asset classified as held for Sale

a. The Parent Company had previously classified one of its freehold land assets as "Assets Held for Sale" at a carrying amount of ₹ 8.85 Crore pursuant to a proposed sale transaction. However, as the transaction was not concluded and no new binding agreement has been executed, the criteria for such classification are no longer met.

Accordingly, during the year ended March 31, 2026, the Company has reclassified the said asset from "Assets Held for Sale" to "Property, Plant and Equipment" at its carrying amount of ₹ 8.85 Crore.

b. During the year ended on 31 March 2025, Ajanta Pharma USA Inc. (APUI), a wholly owned subsidiary, has entered into an agreement for the sale of its freehold land & buildings. Consequently, the said asset is reclassified from "Property, Plant and Equipment" to "Assets Held for Sale" at a carrying amount of ₹ 4.48 Crore. Transaction is completed in the year ending on 31 March 2026.

### 64. Income Tax

#### a. Current income tax

Particulars	₹ in Crore	
	Year ended 31 March 2026	Year ended 31 March 2025
<b>Amount recognised in statement of profit and loss</b>		
Current tax on profit for the year	300.17	337.28
Adjustment for current tax of earlier periods*	(0.09)	(24.98)
<b>Total Current Tax expenses</b>	<b>300.08</b>	<b>312.30</b>
<b>Deferred tax expense/(benefit)</b>		
Origination and reversal of timing difference	21.57	(43.53)
Adjustment for earlier periods	-	-
MAT Credit Entitlement	-	-
Total Deferred Tax expenses	21.57	(43.53)
<b>Total income tax recognised in the income statement</b>	<b>321.65</b>	<b>268.77</b>

\* Tax benefits for prior periods amounting to ₹ 0.09 crore (31 March 2025 tax expense ₹ 24.98 crore) comprises reversal of excess tax provision for FY 2024-25 and tax benefit under the amnesty scheme.

## Notes to the Consolidated Financial Statements

For the year ended 31 March 2026

### b. Reconciliation of effective tax rate

The following is a reconciliation of the Group's effective tax rate

Particulars	₹ in Crore	
	Year ended 31 March 2026	Year ended 31 March 2025
Accounting profit before income taxes	1,377.65	1,189.16
Enacted tax rate in India (%)	34.94%	34.94%
Computed expected tax (benefit) / expenses	481.41	415.54
Tax effect due to non-taxable income for India tax purpose	(51.23)	(3.18)
Overseas taxes	23.84	13.92
Effect of non-deductible expenses	64.74	57.08
Temporary difference which is reversed during the Tax Holiday period	(1.59)	(1.59)
Tax effect which is chargeable at different rate	(0.21)	(1.16)
Other deductible expenses	(5.22)	(23.71)
Adjustment for current tax of prior periods	(0.09)	(24.98)
Deduction for Tax Holiday Unit	(190.01)	(163.15)
Income tax expenses	321.64	268.77
Effective tax rate	23.35%	22.60%

### c. Recognised deferred asset and liability

Particulars	₹ in Crore					
	Deferred tax asset		Deferred tax liabilities		Net deferred tax asset/(liabilities)	
	As at 31 March 2026	As at 31 March 2025	As at 31 March 2026	As at 31 March 2025	As at 31 March 2026	As at 31 March 2025
Property, Plant and equipment	-	-	157.93	147.76	(157.93)	(147.76)
Gain on Investment at FVTPL	0.43	1.27	-	-	0.43	1.27
Leave Encashment	19.02	14.47	-	-	19.02	14.47
Refund liability	65.45	62.44	-	-	65.45	62.44
Diminution in the value of investments	1.78	2.76	-	-	1.78	2.76
Provision for Loss Allowance	2.06	2.05	-	-	2.06	2.05
Chargebacks, Rebates, Admin Fees	112.42	102.94	-	-	112.42	102.94
Temporary difference related to subsidiaries	21.98	35.57	-	-	21.98	35.57
Others	5.44	2.18	-	-	5.44	2.18
Net deferred tax asset/(liabilities)	228.58	223.68	157.93	147.76	70.65	75.92

## Notes to the Consolidated Financial Statements

For the year ended 31 March 2026

### d. Movement in deferred tax balances 31 March 2026

₹ in Crore

Particulars	Net balance as at 31 March 2025	Recognised in Profit and loss	Net balance as at 31 March 2026	Deferred tax asset	Deferred tax liabilities
Property, Plant and equipment	(147.76)	(10.17)	(157.93)	-	(157.93)
Gain on Investment at FVTPL	1.27	(0.84)	0.43	0.43	-
Leave Encashment	14.47	4.55	19.02	19.02	-
Refund liability	62.44	3.01	65.45	65.45	-
Diminution in the value of investments	2.76	(0.98)	1.78	1.78	-
Provision for Loss Allowance	2.05	0.01	2.06	2.06	-
Chargebacks, Rebates, Admin Fees	102.94	9.48	112.42	112.42	-
Temporary difference related to subsidiaries	35.57	(13.59)	21.98	21.98	-
Others	2.18	3.26	5.44	5.44	-
Net deferred tax asset/(liabilities)	75.92	(5.27)	70.65	-	(157.93)

### e. Movement in deferred tax balances 31 March 2025

₹ in Crore

Particulars	Net balance as at 31 March 2024	Recognised in Profit and loss	Net balance as at 31 March 2025	Deferred tax asset	Deferred tax liabilities
Property, Plant and equipment	(143.50)	(4.26)	(147.76)	-	(147.76)
Gain on Investment at FVTPL	0.90	0.37	1.27	1.27	-
Leave Encashment	11.56	2.91	14.47	14.47	-
Refund liability	54.47	7.97	62.44	62.44	-
Diminution in the value of investments	2.76	-	2.76	2.76	-
Provision for Loss Allowance	3.08	(1.03)	2.05	2.05	-
Chargebacks, Rebates, Admin Fees	68.54	34.40	102.94	102.94	-
Temporary difference related to subsidiaries	27.25	8.32	35.57	35.57	-
Others	0.89	1.29	2.18	2.18	-
Net deferred tax asset/(liabilities)	25.95	49.97	75.92	223.68	(147.76)

The charge relating to temporary differences during the year ended 31 March 2026 are primarily on account of property plant and equipment and gain on investment at FVTPL partially offset by provision for return of expired goods, provision for loss allowance, compensated absences. The credit to temporary differences during the year ended 31 March 2025 are primarily on account of property plant and equipment and gain on investment at FVTPL partially offset by provision for return of expired goods, provision for loss allowance, compensated absences. Current tax assets and current tax liabilities and the deferred tax assets and deferred tax liabilities relate to income taxes levied by the same authority.

## 65. Additional regulatory information pursuant to the requirement in Division II of Schedule III to the Companies Act 2013

### A. Relationship with struck off company

There is no such transaction with the companies struck off under Companies Act, 2013.

### B. Undisclosed income

There is no income surrendered or disclosed as income during the current or previous year in the tax assessments under the Income Tax Act, 1961, that has not been recorded in the books of account.

### C. Utilisation of borrowings availed from banks

The borrowings obtained by The Group from banks have been applied for the purposes for which such loans were taken.

## Notes to the Consolidated Financial Statements

For the year ended 31 March 2026

### D. Details of benami property held

No proceedings have been initiated on or are pending against The Group for holding benami property under the Benami Transactions (Prohibition) Act, 1988 (45 of 1988) and Rules made thereunder.

### E. Wilful defaulter

The Group has not been declared wilful defaulter by any bank or financial institution or government or any government authority.

### F. Compliance with number of layers of companies

The Group has complied with the number of layers prescribed under the Companies Act, 2013.

### G. Compliance with approved scheme(s) of arrangements

The Group has not entered into any scheme of arrangement which has an accounting impact on current or previous financial year.

### H. Details of crypto currency or virtual currency

The Group has not traded or invested in crypto currency or virtual currency during the current or previous year.

### I. Utilisation of borrowed funds and share premium

- i. The Group has not advanced or loaned or invested funds to any other person(s) or entity(ies), including foreign entities (Intermediaries) with the understanding that the Intermediary shall:
  - a. directly or indirectly lend or invest in other persons or entities identified in any manner whatsoever by or on behalf of the Group (Ultimate Beneficiaries) or
  - b. provide any guarantee, security or the like to or on behalf of the Ultimate Beneficiaries.
- ii. The Group has not received any fund from any person(s) or entity(ies), including foreign entities (Funding Party) with the understanding (whether recorded in writing or otherwise) that the Group shall:
  - a. directly or indirectly lend or invest in other persons or entities identified in any manner whatsoever by or on behalf of the Funding Party (Ultimate Beneficiaries) or
  - b. provide any guarantee, security or the like on behalf of the Ultimate Beneficiaries.

J. The back-up for all the books of account maintained, is taken on a daily basis as per the requirements of Section 128 of the Companies Act, 2013 read with Rule 3 of the Companies (Accounts) Rules, 2014, as amended from time to time. During the period from 15 August 2025 to 17 August 2025, no transactions were recorded in the Company as the server was being shifted from the Kandivali office to the Andheri office. Consequently, daily back-ups were not taken during this period.

#### In terms of our report attached.

For **B S R & Co. LLP**  
Chartered Accountants  
Firm's Registration No: 101248W/W-100022

For and on behalf of Board of Directors of  
**Ajanta Pharma Limited**

**Rekha Shenoy**  
Partner  
Membership No. 124219

**Yogesh M. Agrawal**  
Managing Director  
DIN: 00073673

**Rajesh M. Agrawal**  
Joint Managing Director  
DIN: 00302467

Place : Mumbai  
Date : 05 May 2026

**Arvind K. Agrawal**  
Chief Financial Officer

**Gaurang C. Shah**  
Company Secretary  
FCS No. 6696

# Independent Auditor's Report

To the Members of Ajanta Pharma Limited

## Report on the Audit of the Standalone Financial Statements

### Opinion

We have audited the standalone financial statements of Ajanta Pharma Limited (the "Company") which comprise the standalone balance sheet as at 31 March 2026, and the standalone statement of profit and loss (including other comprehensive income), standalone statement of changes in equity and standalone statement of cash flows for the year then ended, and notes to the standalone financial statements, including material accounting policies and other explanatory information.

In our opinion and to the best of our information and according to the explanations given to us, the aforesaid standalone financial statements give the information required by the Companies Act, 2013 ("Act") in the manner so required and give a true and fair view in conformity with the accounting principles generally accepted in India, of the state of affairs of the Company as at 31 March 2026, and its profit and other comprehensive loss, changes in equity and its cash flows for the year ended on that date.

### Basis for Opinion

We conducted our audit in accordance with the Standards on Auditing (SAs) specified under Section 143(10) of the Act. Our responsibilities under those SAs are further described in the Auditor's Responsibilities for the Audit of the Standalone Financial Statements section of our report. We are independent of the Company in accordance with the Code of Ethics issued by the Institute of Chartered Accountants

### Key audit matter

See Note 6.9, 35 and 50 to standalone financial statements

of India together with the ethical requirements that are relevant to our audit of the standalone financial statements under the provisions of the Act and the Rules thereunder, and we have fulfilled our other ethical responsibilities in accordance with these requirements and the Code of Ethics. We believe that the audit evidence we have obtained is sufficient and appropriate to provide a basis for our opinion on the standalone financial statements.

### Emphasis of Matter

- a. We draw attention to Note 52 to the standalone financial statements which describes the search operations carried out by the Income Tax Authorities at certain premises of the Company in August 2025 and the subsequent notice received under Section 158BC of the Incometax Act, 1961 for the block period 1 April 2019 to 17 November 2025. The Company filed the return for the said block period on 6 April 2026. Pending any subsequent communication from the concerned authorities in this regard, the consequent impact on the standalone financial statements for the year ended 31 March 2026 if any, is currently not ascertainable.

Our opinion is not modified in respect of this matter.

### Key Audit Matter

Key audit matters are those matters that, in our professional judgment, were of most significance in our audit of the standalone financial statements of the current period. These matters were addressed in the context of our audit of the standalone financial statements as a whole, and in forming our opinion thereon, and we do not provide a separate opinion on these matters.

The key audit matter	How the matter was addressed in our audit
<p>We identified the recognition of revenue from sale of products as a key audit matter considering:</p> <p>Revenue is a key performance indicator for the Company. Accordingly, there could be pressure to meet the expectations of investors / other stakeholders and / or to meet revenue targets stipulated in performance incentive schemes for a reporting period. We have considered that there is a risk of fraud related to revenue being overstated by recognition in the wrong period or before control has passed during the year and at period end.</p>	<ul style="list-style-type: none"> <li>• Performing analytical procedures on revenue recognised during the year to identify unusual variances;</li> <li>• Analysing and testing high risk journal entries that contain unusual combinations of credit to revenue with no associated debit to cash, debtors or another revenue account.</li> <li>• We assessed the adequacy of the disclosures made in the financial statements as per the requirement of Ind AS 115 Revenue from contracts with customers.</li> </ul>

### Other Information

The Company's Management and Board of Directors are responsible for the other information. The other information comprises the information included in the Company's annual report, but does not include the financial statements and auditor's report thereon.

Our opinion on the standalone financial statements does not cover the other information and we do not express any form of assurance conclusion thereon.

In connection with our audit of the standalone financial statements, our responsibility is to read the other information and, in doing so, consider whether the other information is materially inconsistent with the standalone financial statements or our knowledge obtained in the audit or otherwise appears to be materially misstated. If, based on the work we have performed, we conclude that there is a material misstatement of this other information, we are required to report that fact. We have nothing to report in this regard.

### Management's and Board of Directors' Responsibilities for the Standalone Financial Statements

The Company's Management and Board of Directors are responsible for the matters stated in Section 134(5) of the Act with respect to the preparation of these standalone financial statements that give a true and fair view of the state of affairs, profit/ loss and other comprehensive income, changes in equity and cash flows of the Company in accordance with the accounting principles generally accepted in India, including the Indian Accounting Standards (Ind AS) specified under Section 133 of the Act. This responsibility also includes maintenance of adequate accounting records in accordance with the provisions of the Act for safeguarding of the assets of the Company and

for preventing and detecting frauds and other irregularities; selection and application of appropriate accounting policies; making judgments and estimates that are reasonable and prudent; and design, implementation and maintenance of adequate internal financial controls, that were operating effectively for ensuring the accuracy and completeness of the accounting records, relevant to the preparation and presentation of the standalone financial statements that give a true and fair view and are free from material misstatement, whether due to fraud or error.

In preparing the standalone financial statements, the Management and Board of Directors are responsible for assessing the Company's ability to continue as a going concern, disclosing, as applicable, matters related to going concern and using the going concern basis of accounting unless the Board of Directors either intends to liquidate the Company or to cease operations, or has no realistic alternative but to do so.

The Board of Directors is also responsible for overseeing the Company's financial reporting process.

### Auditor's Responsibilities for the Audit of the Standalone Financial Statements

Our objectives are to obtain reasonable assurance about whether the standalone financial statements as a whole are free from material misstatement, whether due to fraud or error, and to issue an auditor's report that includes our opinion. Reasonable assurance is a high level of assurance, but is not a guarantee that an audit conducted in accordance with SAs will always detect a material misstatement when it exists. Misstatements can arise from fraud or error and are considered material if, individually or in the aggregate, they could reasonably be expected to influence the economic decisions of users taken on the basis of these standalone financial statements.

## Independent Auditor's Report

As part of an audit in accordance with SAs, we exercise professional judgment and maintain professional skepticism throughout the audit. We also:

- Identify and assess the risks of material misstatement of the standalone financial statements, whether due to fraud or error, design and perform audit procedures responsive to those risks, and obtain audit evidence that is sufficient and appropriate to provide a basis for our opinion. The risk of not detecting a material misstatement resulting from fraud is higher than for one resulting from error, as fraud may involve collusion, forgery, intentional omissions, misrepresentations, or the override of internal control.
- Obtain an understanding of internal control relevant to the audit in order to design audit procedures that are appropriate in the circumstances. Under Section 143(3) (i) of the Act, we are also responsible for expressing our opinion on whether the company has adequate internal financial controls with reference to financial statements in place and the operating effectiveness of such controls.
- Evaluate the appropriateness of accounting policies used and the reasonableness of accounting estimates and related disclosures made by the Management and Board of Directors.
- Conclude on the appropriateness of the Management and Board of Directors use of the going concern basis of accounting in preparation of standalone financial statements and, based on the audit evidence obtained, whether a material uncertainty exists related to events or conditions that may cast significant doubt on the Company's ability to continue as a going concern. If we conclude that a material uncertainty exists, we are required to draw attention in our auditor's report to the related disclosures in the standalone financial statements or, if such disclosures are inadequate, to modify our opinion. Our conclusions are based on the audit evidence obtained up to the date of our auditor's report. However, future events or conditions may cause the Company to cease to continue as a going concern.
- Evaluate the overall presentation, structure and content of the standalone financial statements, including the disclosures, and whether the standalone financial statements represent the underlying transactions and events in a manner that achieves fair presentation.

We communicate with those charged with governance regarding, among other matters, the planned scope and timing of the audit and significant audit findings, including any significant deficiencies in internal control that we identify during our audit.

We also provide those charged with governance with a statement that we have complied with relevant ethical requirements regarding independence, and to communicate with them all relationships and other matters that may reasonably be thought to bear on our independence, and where applicable, related safeguards.

From the matters communicated with those charged with governance, we determine those matters that were of most significance in the audit of the standalone financial statements of the current period and are therefore the key audit matters. We describe these matters in our auditor's report unless law or regulation precludes public disclosure about the matter or when, in extremely rare circumstances, we determine that a matter should not be communicated in our report because the adverse consequences of doing so would reasonably be expected to outweigh the public interest benefits of such communication.

### Report on Other Legal and Regulatory Requirements

1. As required by the Companies (Auditor's Report) Order, 2020 ("the Order") issued by the Central Government of India in terms of Section 143(11) of the Act, we give in the "Annexure A" a statement on the matters specified in paragraphs 3 and 4 of the Order, to the extent applicable.
2. A. As required by Section 143(3) of the Act, we report that:
  - a. We have sought and obtained all the information and explanations which to the best of our knowledge and belief were necessary for the purposes of our audit.
  - b. In our opinion, proper books of account as required by law have been kept by the Company so far as it appears from our examination of those books except (a) for the matters stated in the paragraph 2B(f) below on reporting under Rule 11(g) of the Companies (Audit and Auditors) Rules, 2014 and (b) that daily back-up of accounting

software used for maintaining general ledger which form part of 'the books of account and other relevant books and papers in electronic mode' has not been kept on servers physically located in India on a daily basis from 15 August 2025 to 17 August 2025.

- c. The standalone balance sheet, the standalone statement of profit and loss (including other comprehensive income), the standalone statement of changes in equity and the standalone statement of cash flows dealt with by this Report are in agreement with the books of account.
- d. In our opinion, the aforesaid standalone financial statements comply with the Ind AS specified under Section 133 of the Act.
- e. On the basis of the written representations received from the directors as on 1 April 2026 taken on record by the Board of Directors, none of the directors is disqualified as on 31 March 2026 from being appointed as a director in terms of Section 164(2) of the Act.
- f. the modification relating to the maintenance of accounts and other matters connected therewith are as stated in the paragraph 2A(b) above on reporting under Section 143(3)(b) of the Act and paragraph 2B(f) below on reporting under Rule 11(g) of the Companies (Audit and Auditors) Rules, 2014.
- g. With respect to the adequacy of the internal financial controls with reference to financial statements of the Company and the operating effectiveness of such controls, refer to our separate Report in "Annexure B".
- B. With respect to the other matters to be included in the Auditor's Report in accordance with Rule 11 of the Companies (Audit and Auditors) Rules, 2014, in our opinion and to the best of our information and according to the explanations given to us:
  - a. The Company has disclosed the impact of pending litigations as at 31 March 2026 on its financial position in its standalone financial statements - Refer Note 52 to the standalone financial statements.

- b. The Company has made provision, as required under the applicable law or accounting standards, for material foreseeable losses, if any, on long-term contracts including derivative contracts - Refer Note 31 to the standalone financial statements.
- c. There has been no delay in transferring amounts, required to be transferred, to the Investor Education and Protection Fund by the Company.
- d. (i) The management has represented that, to the best of its knowledge and belief, as disclosed in the Note 60A to the standalone financial statements, no funds have been advanced or loaned or invested (either from borrowed funds or share premium or any other sources or kind of funds) by the Company to or in any other person(s) or entity(ies), including foreign entities ("Intermediaries"), with the understanding, whether recorded in writing or otherwise, that the Intermediary shall directly or indirectly lend or invest in other persons or entities identified in any manner whatsoever by or on behalf of the Company ("Ultimate Beneficiaries") or provide any guarantee, security or the like on behalf of the Ultimate Beneficiaries.
- (ii) The management has represented that, to the best of its knowledge and belief, as disclosed in the Note 60B to the standalone financial statements, no funds have been received by the Company from any person(s) or entity(ies), including foreign entities ("Funding Parties"), with the understanding, whether recorded in writing or otherwise, that the Company shall directly or indirectly, lend or invest in other persons or entities identified in any manner whatsoever by or on behalf of the Funding Parties ("Ultimate Beneficiaries") or provide any guarantee, security or the like on behalf of the Ultimate Beneficiaries.



## Independent Auditor's Report

- (b) According to the information and explanations given to us and based on the audit procedures conducted by us, in our opinion the investments made during the year and the terms and conditions of the grant of loans during the year are, prima facie, not prejudicial to the interest of the Company.
- (c) According to the information and explanations given to us and on the basis of our examination of the records of the Company, in the case of loans given, in our opinion the repayment of principal and payment of interest has been stipulated and the repayments or receipts have been regular. Further, the Company has not given any advance in the nature of loan to any party during the year.
- (d) According to the information and explanations given to us and on the basis of our examination of the records of the Company, there is no overdue amount for more than ninety days in respect of loans given. Further, the Company has not given any advances in the nature of loans to any party during the year.
- (e) According to the information and explanations given to us and on the basis of our examination of the records of the Company, there is no loan or advance in the nature of loan granted falling due during the year, which has been renewed or extended or fresh loans granted to settle the overdues of existing loans given to same parties.
- (f) According to the information and explanations given to us and on the basis of our examination of the records of the Company, the Company has not granted any loans or advances in the nature of loans either repayable on demand or without specifying any terms or period of repayment.
- (iv) According to the information and explanations given to us and on the basis of our examination of the records of the Company, the Company has not given any loans, or provided any guarantee or security as specified under Section 185 and 186 of the Companies Act, 2013 ("the Act"). In respect of the investments made by the Company, in our opinion the provisions of Section 186 of the Act have been complied with.
- (v) The Company has not accepted any deposits or amounts which are deemed to be deposits from the public. Accordingly, clause 3(v) of the Order is not applicable.
- (vi) We have broadly reviewed the books of accounts maintained by the Company pursuant to the rules prescribed by the Central Government for maintenance of cost records under Section 148(1) of the Act in respect of its manufactured goods and are of the opinion that prima facie, the prescribed accounts and records have been made and maintained. However, we have not carried out a detailed examination of the records with a view to determine whether these are accurate or complete.
- (vii) (a) The Company does not have liability in respect of Service tax, Duty of excise, Sales tax and Value added tax during the year since effective 1 July 2017, these statutory dues has been subsumed into GST.
- According to the information and explanations given to us and on the basis of our examination of the records of the Company, in our opinion, the undisputed statutory dues including Goods and Service Tax, Provident Fund, Employees State Insurance, Income-Tax, Duty of Customs or Cess or other statutory dues have been regularly deposited by the Company with the appropriate authorities.
- According to the information and explanations given to us and on the basis of our examination of the records of the Company, no undisputed amounts payable in respect of Goods and Service Tax, Provident Fund, Employees State Insurance, Income-Tax, Duty of Customs or Cess or other statutory dues were in arrears as at 31 March 2026 for a period of more than six months from the date they became payable.

- (b) According to the information and explanations given to us and on the basis of our examination of the records of the Company, statutory dues relating to Goods and Service Tax, Provident Fund, Employees State Insurance, Income-Tax, Duty of Customs or Cess or other statutory dues which have not been deposited on account of any dispute are as follows:

Name of the statute	Nature of the dues	Amount demanded (₹ Crore)	Amount deposited under dispute (₹ Crore)	Amount not deposited under dispute (₹ Crore)	Period to which the amount relates	Forum where dispute is pending
Central Goods & Service Tax Act, 2017	GST	0.26	0.01	0.25	FY 2017-18	CESTAT, Hyderabad
Central Goods & Service Tax Act, 2017	GST	0.01	-	0.01	FY 2017-18	CESTAT, Palghar
Central Excise Act 1944	Excise duty	0.20	-	0.20	FY 2010-11 to FY 2015-16	CESTAT, Bengaluru
Central Excise Act 1944	Excise duty	0.05	-	0.05	FY 2006-07 to FY 2010-11	CESTAT, Mumbai
Central Goods & Service Tax Act, 2017	GST	0.06	0.03	0.03	F.Y. 2017-18	CESTAT (Orissa)
Central Goods & Service Tax Act, 2017	GST	0.29	0.01	0.28	F.Y. 2017-18	Joint Commissioner Appeals (UP)
Central Goods & Service Tax Act, 2017	GST	0.07	-	0.07	FY 2017-18	Joint Commissioner Appeals (Bihar)
Central Goods & Service Tax Act, 2017	GST	0.13	-	0.13	FY 2018-19	Joint Commissioner Appeals (Bihar)
Central Goods & Service Tax Act, 2017	GST	0.07	-	0.07	FY 2017-18	Joint Commissioner Appeals - (Kerala)
Central Goods & Service Tax Act, 2017	GST	0.06	-	0.06	FY 2018-19	Joint Commissioner Appeals - Bengaluru
Central Goods & Service Tax Act, 2017	GST	0.06	0.03	0.03	FY 2017-18	Additional Commissioner of State Tax, Appeal (AP)
Central Goods & Service Tax Act, 2017	GST	0.07	-	0.07	FY 2018-19	Deputy Commissioner Vijayawada - Andhra Pradesh
Central Goods & Service Tax Act, 2017	GST	0.36	0.02	0.34	FY 2019-20	Deputy Commissioner Vijayawada - Andhra Pradesh
Central Goods & Service Tax Act, 2017	GST	0.42	0.03	0.39	FY 2020-21	Deputy Commissioner Vijayawada - Andhra Pradesh
Central Goods & Service Tax Act, 2017	GST	2.14	0.11	2.03	FY 2018-19	Asst. Commissioner - Punjab
Income Tax Act, 1961	Transfer Pricing dues	3.23	-	3.23	FY 2021-22	CIT Appeals
Gujarat VAT Act	CST	0.03	-	0.03	FY 2017-18	Assistant Commissioner, Ahmedabad
Central Goods & Service Tax Act, 2017	GST	0.005	-	0.005	FY 2019-20	Joint Commissioner appeals (MP)

## Independent Auditor's Report

- (viii) According to the information and explanations given to us and on the basis of our examination of the records of the Company, the Company has not surrendered or disclosed any transactions, previously unrecorded as income in the books of account, in the tax assessments under the Income Tax Act, 1961 as income during the year.
- (ix) (a) According to the information and explanations given to us and on the basis of our examination of the records of the Company, the Company did not have any loans or borrowings from any lender during the year. Accordingly, clause 3(ix)(a) of the Order is not applicable to the Company.
- (b) According to the information and explanations given to us and on the basis of our examination of the records of the Company, the Company has not been declared a wilful defaulter by any bank or financial institution or government or government authority.
- (c) In our opinion and according to the information and explanations given to us by the management, the Company has not obtained any term loans. Accordingly, clause 3(ix)(c) of the Order is not applicable.
- (d) According to the information and explanations given to us and on an overall examination of the standalone financial statements of the Company, we report that no funds raised on short-term basis have been used for long-term purposes by the Company.
- (e) According to the information and explanations given to us and on an overall examination of the standalone financial statements of the Company, we report that the Company has not taken any funds from any entity or person on account of or to meet the obligations of its subsidiaries, associates or joint ventures as defined under the Act.
- (f) According to the information and explanations given to us and procedures performed by us, we report that the Company has not raised loans during the year on the pledge of securities held in its subsidiaries, joint ventures or associate companies (as defined under the Act).
- (x) (a) The Company has not raised any moneys by way of initial public offer or further public offer (including debt instruments). Accordingly, clause 3(x)(a) of the Order is not applicable.
- (b) According to the information and explanations given to us and on the basis of our examination of the records of the Company, the Company has not made any preferential allotment or private placement of shares or fully or partly convertible debentures during the year. Accordingly, clause 3(x)(b) of the Order is not applicable.
- (xi) (a) During the course of our examination of the books and records of the Company and according to the information and explanations given to us, no fraud by the Company or on the Company has been noticed or reported during the year.
- (b) According to the information and explanations given to us, no report under sub-section (12) of Section 143 of the Act has been filed by the auditors in Form ADT-4 as prescribed under Rule 13 of the Companies (Audit and Auditors) Rules, 2014 with the Central Government.
- (c) As represented to us by the management, there are no whistle blower complaints received by the Company during the year.
- (xii) According to the information and explanations given to us, the Company is not a Nidhi Company. Accordingly, clause 3(xii) of the Order is not applicable.
- (xiii) In our opinion and according to the information and explanations given to us, the transactions with related parties are in compliance with Section 177 and 188 of the Act, where applicable, and the details of the related party transactions have been disclosed in the standalone financial statements as required by the applicable accounting standards.
- (xiv) (a) Based on information and explanations provided to us and our audit procedures, in our opinion, the Company has an internal audit system commensurate with the size and nature of its business.
- (b) We have considered the internal audit reports of the Company issued till date for the period under audit.
- (xv) In our opinion and according to the information and explanations given to us, the Company has not entered into any non-cash transactions with its directors or persons connected to its directors and hence, provisions of Section 192 of the Act are not applicable to the Company.
- (xvi) (a) The Company is not required to be registered under Section 45-IA of the Reserve Bank of India Act, 1934. Accordingly, clause 3(xvi)(a) of the Order is not applicable.
- (b) The Company is not required to be registered under Section 45-IA of the Reserve Bank of India Act, 1934. Accordingly, clause 3(xvi)(b) of the Order is not applicable.
- (c) The Company is not a Core Investment Company (CIC) as defined in the regulations made by the Reserve Bank of India. Accordingly, clause 3(xvi)(c) of the Order is not applicable.
- (d) The Company is not part of any group (as defined in the regulations made by the Reserve Bank of India). Accordingly, the requirements of clause 3(xvi)(d) are not applicable.
- (xvii) The Company has not incurred cash losses in the current and in the immediately preceding financial year.
- (xviii) There has been no resignation of the statutory auditors during the year. Accordingly, clause 3(xviii) of the Order is not applicable.
- (xix) According to the information and explanations given to us and on the basis of the financial ratios, ageing and expected dates of realisation of financial assets and payment of financial liabilities, other information accompanying the standalone financial statements, our knowledge of the Board of Directors and management plans and based on our examination of the evidence supporting the assumptions, nothing has come to our attention, which causes us to believe that any material uncertainty exists as on the date of the audit report that the Company is not capable of meeting its liabilities existing at the date of balance sheet as and when they fall due within a period of one year from the balance sheet date. We, however, state that this is not an assurance as to the future viability of the Company. We further state that our reporting is based on the facts up to the date of the audit report and we neither give any guarantee nor any assurance that all liabilities falling due within a period of one year from the balance sheet date, will get discharged by the Company as and when they fall due.
- (xx) In our opinion and according to the information and explanations given to us, there is no unspent amount under sub-section (5) of Section 135 of the Act pursuant to any project. Accordingly, clauses 3(xx)(a) and 3(xx)(b) of the Order are not applicable.

For **BSR & Co. LLP**  
Chartered Accountants  
Firm's Registration No.:101248W/W-100022

**Rekha Shenoy**  
Partner

Place: Mumbai  
Date: 05 May 2026

Membership No.: 124219  
ICAI UDIN: 26124219FHD MBA9371

# Annexure B to the Independent Auditor's Report

on the Standalone Financial Statements of Ajanta Pharma Limited for the year ended 31 March 2026

Report on the internal financial controls with reference to the aforesaid standalone financial statements under Clause (i) of Sub-section 3 of Section 143 of the Act

(Referred to in paragraph 2(A)(g) under 'Report on Other Legal and Regulatory Requirements' section of our report of even date)

## Opinion

We have audited the internal financial controls with reference to financial statements of Ajanta Pharma Limited ("the Company") as of 31 March 2026 in conjunction with our audit of the standalone financial statements of the Company for the year ended on that date.

In our opinion, the Company has, in all material respects, adequate internal financial controls with reference to financial statements and such internal financial controls were operating effectively as at 31 March 2026, based on the internal financial controls with reference to financial statements criteria established by the Company considering the essential components of internal control stated in the Guidance Note on Audit of Internal Financial Controls Over Financial Reporting issued by the Institute of Chartered Accountants of India (the "Guidance Note").

## Management's and Board of Directors' Responsibilities for Internal Financial Controls

The Company's Management and the Board of Directors are responsible for establishing and maintaining internal financial controls based on the internal financial controls with reference to financial statements criteria established by the Company considering the essential components of internal control stated in the Guidance Note. These responsibilities include the design, implementation and maintenance of adequate internal financial controls that were operating effectively for ensuring the orderly and efficient conduct of its business, including adherence to company's policies, the safeguarding of its assets, the prevention and detection of frauds and errors, the accuracy and completeness of the accounting records, and the timely preparation of reliable financial information, as required under the Act.

## Auditor's Responsibility

Our responsibility is to express an opinion on the Company's internal financial controls with reference to financial statements based on our audit. We conducted our audit in accordance with the Guidance Note and the Standards on Auditing, prescribed under Section 143(10) of the Act, to the extent applicable to an audit of internal financial controls with reference to financial statements. Those Standards and the Guidance Note require that we comply with ethical requirements and plan and perform the audit to obtain reasonable assurance about whether adequate internal financial controls with reference to financial statements were established and maintained and if such controls operated effectively in all material respects.

Our audit involves performing procedures to obtain audit evidence about the adequacy of the internal financial controls with reference to financial statements and their operating effectiveness. Our audit of internal financial controls with reference to financial statements included obtaining an understanding of internal financial controls with reference to financial statements, assessing the risk that a material weakness exists, and testing and evaluating the design and operating effectiveness of internal control based on the assessed risk. The procedures selected depend on the auditor's judgement, including the assessment of the risks of material misstatement of the standalone financial statements, whether due to fraud or error.

We believe that the audit evidence we have obtained is sufficient and appropriate to provide a basis for our audit opinion on the Company's internal financial controls with reference to financial statements.

## Meaning of Internal Financial Controls with Reference to Financial Statements

A company's internal financial controls with reference to financial statements is a process designed to provide reasonable assurance regarding the reliability of financial reporting and the preparation of financial statements for external purposes in accordance with generally accepted accounting principles. A company's internal financial controls with reference to financial statements include those policies and procedures that (1) pertain to the maintenance of records that, in reasonable detail, accurately and fairly reflect the transactions and dispositions of the assets of the company; (2) provide reasonable assurance that transactions are recorded as necessary to permit preparation of financial statements in accordance with generally accepted accounting principles, and that receipts and expenditures of the company are being made only in accordance with authorisations of management and directors of the company; and (3) provide reasonable assurance regarding prevention or timely detection of unauthorised acquisition, use, or disposition of the company's assets that could have a material effect on the financial statements.

## Inherent Limitations of Internal Financial Controls with Reference to Financial Statements

Because of the inherent limitations of internal financial controls with reference to financial statements, including the possibility of collusion or improper management override of controls, material misstatements due to error or fraud may occur and not be detected. Also, projections of any evaluation of the internal financial controls with reference to financial statements to future periods are subject to the risk that the internal financial controls with reference to financial statements may become inadequate because of changes in conditions, or that the degree of compliance with the policies or procedures may deteriorate.

For **BSR & Co. LLP**  
Chartered Accountants  
Firm's Registration No.:101248W/W-100022

**Rekha Shenoy**  
Partner

Place: Mumbai  
Date: 05 May 2026

Membership No.: 124219  
ICAI UDIN: 26124219FHD MBA9371

## Standalone Balance Sheet

As at 31 March 2026

Particulars	Note	₹ in Crore	
		As at 31 March 2026	As at 31 March 2025
<b>ASSETS</b>			
<b>Non-current assets</b>			
(a) Property, plant and equipment	8	1,722.63	1,621.61
(b) Capital work-in-progress	8	258.05	176.27
(c) Right-of-use assets	8	81.15	75.04
(d) Other intangible assets	8	40.99	45.31
(e) Financial assets			
(i) Investments	9	46.39	43.13
(ii) Other non-current financial assets	10	6.17	8.14
(f) Non current tax assets (net)	11	5.57	-
(g) Other non-current assets	12	37.11	8.69
<b>Total non-current assets</b>		<b>2,198.06</b>	<b>1,978.19</b>
<b>Current assets</b>			
(a) Inventories	13	844.71	739.29
(b) Financial assets			
(i) Investments	14	559.85	438.71
(ii) Trade receivables	15	1,365.77	1,225.81
(iii) Cash and cash equivalents	16	89.04	48.60
(iv) Bank balances other than cash and cash equivalents	17	1.51	1.12
(v) Loans	18	1.68	2.54
(vi) Other financial assets	19	8.98	2.32
(c) Other current assets	20	247.12	108.82
<b>Total current assets</b>		<b>3,118.66</b>	<b>2,567.21</b>
Assets classified as held for sale	21	-	8.85
<b>Total current assets</b>		<b>3,118.66</b>	<b>2,576.06</b>
<b>Total assets</b>		<b>5,316.72</b>	<b>4,554.25</b>
<b>EQUITY AND LIABILITIES</b>			
<b>Equity</b>			
(a) Equity share capital	22	25.07	25.07
(b) Other equity	23	4,198.46	3,600.24
<b>Total equity</b>		<b>4,223.53</b>	<b>3,625.31</b>
<b>Liabilities</b>			
<b>Non-current liabilities</b>			
(a) Financial liabilities			
(i) Lease liabilities	24	29.58	24.39
(ii) Other financial liabilities	25	1.82	1.05
(b) Provisions	26	51.15	80.27
(c) Deferred tax liabilities (net)	27	117.94	110.51
(d) Other non-current liabilities	28	1.67	2.00
<b>Total non-current liabilities</b>		<b>202.16</b>	<b>218.22</b>
<b>Current liabilities</b>			
(a) Financial liabilities			
(i) Lease liabilities	29	5.11	6.78
(ii) Trade payables	30		
(a) total outstanding dues of micro and small enterprises; and		54.17	21.55
(b) total outstanding dues of creditors other than micro and small enterprises		417.68	344.72
(iii) Other financial liabilities	31	259.19	158.82
(b) Other current liabilities	32	119.00	138.87
(c) Provisions	33	30.39	23.35
(d) Current tax liabilities (net)	34	5.49	16.63
<b>Total current liabilities</b>		<b>891.03</b>	<b>710.72</b>
<b>Total liabilities</b>		<b>1,093.19</b>	<b>928.94</b>
<b>Total equity and liabilities</b>		<b>5,316.72</b>	<b>4,554.25</b>
Material accounting policies	1 to 7		
The notes referred to above form an integral part of standalone financial statements	8 to 64		

As per our report of even date attached  
For **B S R & Co. LLP**  
Chartered Accountants  
Firm's Registration No: 101248W/W-100022

For and on behalf of Board of Directors of  
**Ajanta Pharma Limited**  
CIN - L24230MH1979PLC022059

**Rekha Shenoy**  
Partner  
Membership No. 124219

**Yogesh M. Agrawal**  
Managing Director  
DIN: 00073673

**Rajesh M. Agrawal**  
Joint Managing Director  
DIN: 00302467

Place : Mumbai  
Date : 05 May 2026

**Arvind K. Agrawal**  
Chief Financial Officer

**Gaurang C. Shah**  
Company Secretary  
FCS No. 6696

## Standalone Statement of Profit and Loss

For the year ended 31 March 2026

Particulars	Note	₹ in Crore	
		Year ended 31 March 2026	Year ended 31 March 2025
<b>Income</b>			
Revenue from operations	35	4,845.92	4,322.04
Other income	36	204.40	119.87
<b>Total income</b>		<b>5,050.32</b>	<b>4,441.91</b>
<b>Expenses</b>			
Cost of materials consumed	37	916.52	846.60
Purchase of stock-in-trade	38	218.06	184.00
Changes in inventories of finished goods/stock-in-trade/work-in-progress	39	(57.32)	(18.58)
Employee benefits expense	40	1,194.05	1,010.90
Finance costs	41	2.59	4.60
Depreciation and amortisation expense	42	168.77	139.93
Other expenses	43	1,376.62	1,094.40
<b>Total expenses</b>		<b>3,819.29</b>	<b>3,261.85</b>
<b>Profit before tax</b>		<b>1,231.03</b>	<b>1,180.06</b>
Tax expense:	63		
- Current tax			
For current year		276.70	283.01
For earlier years		(0.09)	(24.98)
- Deferred tax		7.60	5.14
<b>Total tax expense</b>		<b>284.21</b>	<b>263.17</b>
<b>Profit for the year</b>		<b>946.82</b>	<b>916.89</b>
<b>Other comprehensive income / (loss)</b>			
<b>Items that will not be reclassified subsequently to profit or loss:</b>			
Re-measurement of defined benefit liability/(assets)		(0.48)	(8.96)
Income tax relating to items that will not be reclassified to profit or loss		0.17	3.13
<b>Net other comprehensive income / (loss) that will not be reclassified subsequently to profit or loss</b>		<b>(0.31)</b>	<b>(5.83)</b>
<b>Other comprehensive income / (loss) for the year (net of income tax)</b>		<b>(0.31)</b>	<b>(5.83)</b>
<b>Total comprehensive income for the year</b>		<b>946.51</b>	<b>911.06</b>
<b>Earnings per equity share (Face Value ₹ 2/-)</b>			
Basic (₹)	45	75.79	73.28
Diluted (₹)		75.78	73.25
Material accounting policies	1 to 7		
The notes referred to above form an integral part of standalone financial statements	8 to 64		

As per our report of even date attached  
For **B S R & Co. LLP**  
Chartered Accountants  
Firm's Registration No: 101248W/W-100022

For and on behalf of Board of Directors of  
**Ajanta Pharma Limited**  
CIN - L24230MH1979PLC022059

**Rekha Shenoy**  
Partner  
Membership No. 124219

**Yogesh M. Agrawal**  
Managing Director  
DIN: 00073673

**Rajesh M. Agrawal**  
Joint Managing Director  
DIN: 00302467

Place : Mumbai  
Date : 05 May 2026

**Arvind K. Agrawal**  
Chief Financial Officer

**Gaurang C. Shah**  
Company Secretary  
FCS No. 6696

## Standalone Statement of Changes in Equity

For the year ended 31 March 2026

### A. Equity share capital (Refer note 22)

₹ in Crore

Particulars	Balance as at 1 April 2025	Changes in Equity Share Capital due to prior period errors	Restated balance at the beginning of the current reporting period	Changes in equity share capital during the year	Balance as at 31 March 2026
Authorised	30.00	-	30.00	-	30.00
Issued, Subscribed & Paid up	25.07	-	25.07	0.00	25.07

₹ in Crore

Particulars	Balance as at 1 April 2024	Changes in Equity Share Capital due to prior period errors	Restated balance at the beginning of the current reporting period	Changes in equity share capital during the year	Balance as at 31 March 2025
Authorised	30.00	-	30.00	-	30.00
Issued, Subscribed & Paid up	25.27	-	25.27	(0.20)	25.07

### B. Other equity (Refer note 23)

₹ in Crore

Particulars	Reserves and Surplus					Items of other comprehensive income	Total Other Equity
	Capital Redemption Reserve	Securities Premium	General Reserve	Employee Stock Options Outstanding Account	Retained Earnings	(Re-measurement gains (losses) on defined benefit plans)	
<b>Balance as at 1 April 2024</b>	<b>0.44</b>	<b>0.18</b>	<b>139.48</b>	<b>5.65</b>	<b>3,253.44</b>	<b>(10.89)</b>	<b>3,388.30</b>
Profit for the year	-	-	-	-	916.89	-	916.89
Other comprehensive income (net of tax)	-	-	-	-	-	(5.83)	(5.83)
<b>Total comprehensive income</b>	<b>-</b>	<b>-</b>	<b>-</b>	<b>-</b>	<b>916.89</b>	<b>(5.83)</b>	<b>911.06</b>
Utilised for buy-back of Equity Shares (Refer note 22.7)	-	(0.36)	(139.48)	-	(145.15)	-	(284.99)
Payment of Expenses for buyback of shares (Refer note 22.7)	-	-	-	-	(1.61)	-	(1.61)
Transfer to Capital Redemption Reserve for buyback of Equity Shares (Refer note 22.7)	0.21	-	-	-	-	-	0.21
Exercised stock options	-	3.84	-	(3.84)	-	-	-
Share based payment expense	-	-	-	4.19	-	-	4.19
Deemed Investment in Subsidiary on account of ESOP	-	-	-	(0.62)	-	-	(0.62)
ESOP Cancelled / Lapsed during the year	-	-	-	(0.20)	-	-	(0.20)
Dividend paid	-	-	-	-	(349.75)	-	(349.75)
Tax on buyback of Equity Shares (Refer note 22.7)	-	-	-	-	(66.35)	-	(66.35)
<b>Balance as at 31 March 2025</b>	<b>0.65</b>	<b>3.66</b>	<b>-</b>	<b>5.18</b>	<b>3,607.47</b>	<b>(16.72)</b>	<b>3,600.24</b>
Profit for the year	-	-	-	-	946.82	-	946.82
Other comprehensive income (net of tax)	-	-	-	-	-	(0.31)	(0.31)
<b>Total comprehensive income</b>	<b>-</b>	<b>-</b>	<b>-</b>	<b>-</b>	<b>946.82</b>	<b>(0.31)</b>	<b>946.51</b>
Utilised for buy-back of Equity Shares (Refer note 22.7)	-	-	-	-	-	-	-
Payment of Expenses for buyback of shares (Refer note 22.7)	-	-	-	-	-	-	-
Transfer to Capital Redemption Reserve for buyback of Equity Shares (Refer note 22.7)	-	-	-	-	-	-	-
Exercised stock options	-	3.50	-	(3.50)	-	-	-
Share based payment expense	-	-	-	1.74	-	-	1.74
Deemed Investment in Subsidiary on account of ESOP	-	-	-	-	-	-	-
ESOP Cancelled / Lapsed during the year	-	-	-	(0.21)	-	-	(0.21)
Dividend paid	-	-	-	-	(349.82)	-	(349.82)
Tax on buyback of Equity Shares (Refer note 22.7)	-	-	-	-	-	-	-
<b>Balance as at 31 March 2026</b>	<b>0.65</b>	<b>7.16</b>	<b>-</b>	<b>3.21</b>	<b>4,204.47</b>	<b>(17.03)</b>	<b>4,198.46</b>

## Standalone Statement of Changes in Equity

For the year ended 31 March 2026

### Nature of reserves

#### a) Capital redemption reserve

As per Companies Act, 2013, capital redemption reserve is created on redemption of preference shares and when company purchases its own shares out of free reserves or securities premium. A sum equal to the nominal value of the shares redeemed or purchased is transferred to capital redemption reserve.

#### b) Securities premium

Securities premium account comprises of premium on issue of shares. The reserve is utilised in accordance with the specific provision of the Companies Act, 2013.

#### c) General reserve

The General reserve is used from time to time to transfer profits from retained earnings for appropriation purposes.

#### d) Employees stock options outstanding account

The fair value of the equity-settled share based payment transactions are debited to Statement of Profit and Loss and if related to employee of subsidiary then debited to investment in subsidiary account with corresponding credit to Employee Stock Options Outstanding Account over the vesting period of the options.

#### e) Retained earnings

Retained Earnings are the profits that the Company has earned till date less any transfer to general reserve, dividends or other distributions paid to shareholders.

Material accounting policies 1 to 7

The notes referred to above form an integral part of standalone financials statements 8 to 64

#### As per our report of even date attached

For **B S R & Co. LLP**  
Chartered Accountants  
Firm's Registration No: 101248W/W-100022

For and on behalf of Board of Directors of  
**Ajanta Pharma Limited**  
CIN - L24230MH1979PLC022059

**Rekha Shenoy**  
Partner  
Membership No. 124219

**Yogesh M. Agrawal**  
Managing Director  
DIN: 00073673

**Rajesh M. Agrawal**  
Joint Managing Director  
DIN: 00302467

Place : Mumbai  
Date : 05 May 2026

**Arvind K. Agrawal**  
Chief Financial Officer

**Gaurang C. Shah**  
Company Secretary  
FCS No. 6696

## Standalone Statement of Cash Flow

For the year ended 31 March 2026

Particulars	₹ in Crore	
	Year ended 31 March 2026	Year ended 31 March 2025
<b>A. Cash flow from operating activities</b>		
Profit before tax	1,231.03	1,180.06
Adjustment for:		
Depreciation and amortisation expense	168.77	139.93
Net Loss on sale/discard of property, plant and equipment	1.87	0.60
Finance cost	2.59	4.60
Dividend from subsidiary companies	(36.68)	(22.28)
(Gain) / Loss on investment at FVTPL	(1.55)	3.65
Gain on sale/redemption of Current Investments	(8.70)	(14.99)
Interest income on investment and deposits	(51.04)	(44.34)
Loss on fair value of derivative	88.92	8.82
Deferred Government Grant	(0.33)	(0.33)
Share-based payment expenses	1.53	4.00
Unrealised foreign exchange Gain	(58.14)	(10.31)
Impairment Loss on financial assets	1.89	0.03
<b>Operating cash flow before working capital changes</b>	<b>1,340.16</b>	<b>1,249.44</b>
<b>Changes in working capital :</b>		
(Increase) in Trade receivable	(77.61)	(6.59)
(Increase) / Decrease in Other receivable	(136.17)	25.44
(Increase) in Inventories	(105.42)	(61.50)
Increase / (Decrease) Trade payable	103.69	(17.08)
(Decrease) / Increase Other payable	(5.37)	105.43
(Decrease) / Increase Provisions	(22.39)	40.49
<b>Cash generated from operating activities</b>	<b>1,096.89</b>	<b>1,335.63</b>
Net income tax paid	(293.06)	(281.83)
<b>Net cash generated from operating activities (a)</b>	<b>803.83</b>	<b>1,053.80</b>
<b>B. Cash flow from investing activities</b>		
Capital expenditure on property, plant and equipment including capital advances	(367.28)	(317.20)
Proceeds from sale of property, plant and equipment	0.50	0.85
Bank balances not considered as cash and cash equivalents	(0.12)	(0.16)
Dividend from subsidiary companies	36.68	22.28
Purchase of current investments	(2,659.98)	(2,761.21)
Proceeds from sale of current investments	2,549.10	2,663.48
Interest received	44.81	48.61
Investment in Limited Liability Partnership - Non Current Investment	(3.26)	(6.25)
<b>Net cash used in investing activities (b)</b>	<b>(399.56)</b>	<b>(349.60)</b>

## Standalone Statement of Cash Flow

For the year ended 31 March 2026

Particulars	₹ in Crore	
	Year ended 31 March 2026	Year ended 31 March 2025
<b>C. Cash flow from financing activities</b>		
Proceeds from Issue of Equity Shares (31 March 2026: ₹ 47,050)	0.00	0.01
Interest paid	(0.27)	(1.41)
Payment of lease liability (includes interest of ₹ 2.75 Crore in current year and ₹ 3.19 Crore in previous year)	(9.63)	(11.99)
Payment for buyback of equity shares (Refer note 22.7)	-	(284.99)
Payment for tax on buyback of equity shares (Refer note 22.7)	-	(66.35)
Payment of expenses for buyback of equity shares (Refer note 22.7)	-	(1.61)
Dividend paid	(349.72)	(349.37)
<b>Net cash used in financing activities (c)</b>	<b>(359.62)</b>	<b>(715.71)</b>
<b>Net Increase / (Decrease) in cash and cash equivalents (a+b+c)</b>	<b>44.65</b>	<b>(11.51)</b>
Cash and cash equivalents as at the beginning of the year	48.60	61.78
<b>Cash and cash equivalents as at the end of the year</b>	<b>93.25</b>	<b>50.27</b>
<b>Reconciliation of cash and cash equivalents with the Balance sheet</b>		
Cash and cash equivalents as at the end of the year	93.25	50.27
Unrealised loss on foreign currency cash and cash equivalents	(4.21)	(1.67)
<b>Cash and cash equivalents restated balance as per balance sheet (Refer Note 16)</b>	<b>89.04</b>	<b>48.60</b>

### Notes:

- The above Cash Flow Statement has been prepared under the 'Indirect Method' as set out in the Indian Accounting Standard 7 (Ind AS 7) "Statement of Cash Flow" under Section 133 of the Companies Act 2013.
- Cash comprises cash on hand, current accounts and deposits with banks. Cash equivalents are short-term balances (with an original maturity of three months or less from the date of acquisition).
- During the year the Company paid ₹ 23.73 Crore (31 March 2025: ₹ 20.43 Crore) towards corporate social responsibility (CSR) expenditure included in corporate social responsibility expenditure (Refer note 54)

Material accounting policies	1 to 7
See accompanying notes forming part of the standalone financial statements	8 to 64

### As per our report of even date attached

For **B S R & Co. LLP**  
Chartered Accountants  
Firm's Registration No: 101248W/W-100022

For and on behalf of Board of Directors of  
**Ajanta Pharma Limited**  
CIN - L24230MH1979PLC022059

**Rekha Shenoy**  
Partner  
Membership No. 124219

**Yogesh M. Agrawal**  
Managing Director  
DIN: 00073673

**Rajesh M. Agrawal**  
Joint Managing Director  
DIN: 00302467

Place : Mumbai  
Date : 05 May 2026

**Arvind K. Agrawal**  
Chief Financial Officer

**Gaurang C. Shah**  
Company Secretary  
FCS No. 6696

# Notes to the Standalone Financial Statements

For the year ended 31 March 2026

## 1. Corporate Information

Ajanta Pharma Limited ("the Company") is a public limited company incorporated and domiciled in India. Its shares are listed on Bombay Stock Exchanges and National Stock Exchange. The Registered office of the Company is located at Ajanta Tower, 54-A, M V Road, Chakala, Andheri (E), Mumbai- 400 093.

The Company is primarily involved in development, manufacturing and marketing of speciality pharmaceutical finished dosages.

## 2. Basis of Preparation

### Statement of Compliance:

These standalone financial statements have been prepared in accordance with the Indian Accounting Standards ('Ind AS') as per the Companies (Indian Accounting Standards) Rules, 2015, as amended from time to time, notified under section 133 of the Companies Act, 2013 ('Act') and other relevant provisions of the Act. These standalone financial statements have been prepared on an accrual basis and under the historical cost basis, except otherwise stated.

The standalone financial statements for the year ended 31 March 2026 have been reviewed by the Audit Committee and subsequently approved by the Board of Directors at its meeting held on 05 May 2026.

### Use of estimates and judgements:

The preparation of standalone financial statements in conformity with Ind AS requires management to make judgments, estimates and assumptions that affect the application of accounting policies and the reported amounts of assets, liabilities, income and expenses and the disclosure of contingent liabilities on the date of the financial statements. Actual results could differ from those estimates. Estimates and underlying assumptions are reviewed on an ongoing basis. Any revision to accounting estimates is recognised prospectively in current and future periods.

### Judgements:

Information about judgements made in applying accounting policies that have the most significant effects on the amounts recognised in the financial statements is included in the following notes

### Classification of Lease as per Ind AS 116:

Ind AS 116 Leases requires a lessee to determine the lease term as the non-cancellable period of a lease adjusted with any option to extend or terminate the lease, if the use of such option is reasonably certain. The Company makes an assessment on the expected lease term on lease by lease

basis and thereby assesses whether it is reasonably certain that any options to extend or terminate the contract will be exercised. In evaluating the lease term, the Company considers factors such as any significant leasehold improvements undertaken over the lease term, costs relating to the termination of lease and the importance of the underlying lease to the Company's operations taking into account the location of the underlying asset and the availability of the suitable alternatives. The lease term in future periods is reassessed to ensure that the lease term reflects the current economic circumstances. The discount rate is generally based on the incremental borrowing rate specific to the lease being evaluated or for a portfolio of leases with similar characteristics.

### Estimates:

Information about assumptions and estimation uncertainties at the reporting date that have a significant risk of resulting in a material adjustment to the carrying amounts of assets and liabilities within the next financial year is included in the following notes.

### Recognition of current and deferred tax assets:

The Company's tax charge on ordinary activities is the sum of the total current and deferred tax charges. The calculation of the Company's total tax charge necessarily involves a degree of estimation in respect of certain items whose tax treatment cannot be finally determined until resolution has been reached with the relevant tax authority or, as appropriate, through a formal legal process. The final resolution of some of these items may give rise to material profits/losses and/or cash flows.

The complexity of the Company's structure makes the degree of estimation more challenging. The resolution of issues is not always within the control of the Company and it is often dependent on the efficiency of the legal processes in the relevant taxing jurisdictions in which the Company operates. Issues can, and often do, take many years to resolve.

Payments in respect of tax liabilities for an accounting period result from payments on account and on the final resolution of open items. As a result there can be substantial differences between the tax charge in the Statement of Profit and Loss and tax payments.

The recognition of deferred tax assets is based upon whether it is more likely than not that sufficient and suitable taxable profits will be available in the future against which the reversal of temporary differences can be deducted. To determine the future taxable profits, reference is made to the latest available profit forecasts. Where the temporary differences are related to losses, relevant tax law is considered to determine the availability of the losses to offset against the future taxable profits.

# Notes to the Standalone Financial Statements

For the year ended 31 March 2026

## Property, plant and equipment:

Useful lives of tangible assets are based on the life prescribed in Schedule II of the Act. In cases, where the useful lives are different from that prescribed in Schedule II, they are based on technical advice, taking into account the nature of the asset, the estimated usage of the asset, the operating conditions of the asset, past history of replacement, anticipated technological changes, manufacturers' warranties and maintenance support.

## Intangible Assets:

Intangible assets majorly consist of trademarks and software licences which are amortised over licence period which equates the economic useful life ranging between 2-5 years on a straight-line basis over the period of its economic useful life.

## Recognition and measurement of defined benefit obligations:

The obligation arising from the defined benefit plan is determined on the basis of actuarial valuation. Key actuarial assumptions include discount rate, trends in salary escalation and vested future benefits and life expectancy. The discount rate is determined with reference to market yields at the end of the reporting period on the government bonds. The period to maturity of the underlying bonds correspond to the probable maturity of the post-employment benefit obligations.

## Allowance for uncollected accounts receivable and advances:

Trade receivables do not carry any interest and are stated at their normal value as reduced by appropriate allowances for estimated irrecoverable amounts. Individual trade receivables are written off when management seems them not collectible. Impairment is made using expected credit loss model.

The impairment provisions for financial assets are based on assumption about risk of default and expected loss rates. Judgement in making these assumption and selecting the inputs to the impairment calculation are based on past history, existing market condition as well as forward looking estimates at the end of each reporting period.

## Allowances for inventories:

Management reviews the inventory age listing on a periodic basis. The review involves comparison of the carrying value of the aged inventory items. The purpose is to ascertain whether an allowance is required to be made in the standalone financial statement for any obsolete and slow-moving items. Management is satisfied that adequate allowance for obsolete and slow-moving inventories has been made in the financial statements.

Management also reviews net realizable value for all its inventory and is satisfied that adequate allowance has been made in the financial statements.

## Contingencies:

Management judgement is required for estimating the possible outflow of resources, if any, in respect of contingencies/claim/litigations against the Company as it is not possible to predict the outcome of pending matters with accuracy.

## Impairment reviews:

An impairment exists when the carrying value of an asset or cash generating unit ('CGU') exceeds its recoverable amount. Recoverable amount is the higher of its fair value less costs to sell and its value in use. The value in use calculation is based on a discounted cash flow model. In calculating the value in use, certain assumptions are required to be made in respect of highly uncertain matters, including management's expectations of growth in EBITDA, long term growth rates; and the selection of discount rates to reflect the risks involved.

## Refund Liability:

In determining the refund liability, estimates for probable saleable and non-saleable returns of goods from the customers are made on scientific basis after factoring in the historical data of such returns and its trend.

## 3. Functional and Presentation Currency

The financial statements are presented in Indian Rupees ('INR' or 'Rupees' or 'Rs.' or '₹') which is the functional currency for the Company.

## 4. Rounding of Amounts

All amounts disclosed in the financial statements and notes have been rounded off to the nearest Crore.

## 5. Current / non-current classification

An entity shall classify an asset as current when-

- it expects to realise the asset, or intends to sell or consume it, in its normal operating cycle;
- it holds the asset primarily for the purpose of trading;
- it expects to realise the asset within twelve months after the reporting period; or
- the asset is cash or a cash equivalent unless the asset is restricted from being exchanged or used to settle a liability for at least twelve months after the reporting period.

# Notes to the Standalone Financial Statements

For the year ended 31 March 2026

An entity shall classify all other assets as non-current.

An entity shall classify a liability as current when-

- (a) it expects to settle the liability in its normal operating cycle;
- (b) it holds the liability primarily for the purpose of trading;
- (c) the liability is due to be settled within twelve months after the reporting period; or
- (d) it does not have an unconditional right to defer settlement of the liability for at least twelve months after the reporting period. Terms of a liability that could, at the option of the counterparty, result in its settlement by the issue of equity instruments do not affect its classification.

An entity shall classify all other liabilities as non-current.

## Operating Cycle:

An operating cycle is the time between the acquisition of assets for processing and their realisation in cash or cash equivalents.

Based on the nature of products / activities of the Company and the normal time between acquisition of assets and their realisation in cash or cash equivalents, the Company has determined its operating cycle as twelve months for the purpose of classification of its assets and liabilities as current and non-current.

## 6 Material Accounting Policies

### 6.1 Property, Plant and Equipment

#### Recognition and measurement:

Items of PPE are carried at cost less accumulated depreciation and impairment losses, if any. The cost of an item of PPE comprises its purchase price, including import duties and other non-refundable taxes or levies and any directly to the attributable cost of bringing the assets to its working condition for its intended use and any trade discount and rebates are deducted in arriving at purchase price. Cost of the assets also includes interest on borrowings attributable to acquisition of qualifying fixed assets up to the date the asset is ready for its intended use incurred up to that date.

Such cost includes the cost of replacing part of the plant and equipment and borrowing costs for long-term construction projects if the recognition criteria are met. When significant parts of plant and equipment are required to be replaced at intervals, the Company depreciates these components separately based on their specific useful lives. Likewise, when a major inspection is performed, its cost is recognised in the carrying amount of the plant

and equipment as a replacement if the recognition criteria are satisfied. All other repair and maintenance costs are recognised in the statement of profit or loss as incurred.

Cost of Items of Property, plant and equipment not ready for intended use as on the balance sheet date, is disclosed as capital work in progress. Advances given towards acquisition of property, plant and equipment outstanding at each balance sheet date are disclosed as Capital Advance under Other non-current assets.

All identifiable revenue expenses including interest incurred in respect of various projects / expansion, net of income earned during the project development stage prior to its intended use, are considered as directly attributable expenses and disclosed under Capital Work – in – Progress.

Capital expenditure on Property, plant and equipment for research and development is classified under property, plant and equipment and is depreciated on the same basis as other property, plant and equipment.

Property, plant and equipment are derecognised either on disposal or when the asset retires from active use. Losses arising in the case of the retirement of property, plant and equipment and gains or losses arising from disposal of property, plant and equipment are recognised in the statement of profit and loss in the year of occurrence.

#### Transition to Ind AS:

The cost of property, plant and equipment as at 1 April 2016, the Companies date of transition to Ind AS, was determined with reference to its carrying value recognised as per the previous GAAP (deemed cost), as at the date of transition to Ind AS.

#### Subsequent expenditure:

Subsequent expenditure is capitalised only if it is probable that the future economic benefits associated with the expenditure will flow to the company and the cost of the item can be measured reliably.

#### Depreciation:

Depreciation is the systematic allocation of the depreciable amount of PPE over its useful life and is provided on a straight-line basis over the useful lives as prescribed under Schedule II to the Act or as per technical assessment. The residual values, useful lives and method of depreciation of PPE is reviewed at each financial year end and adjusted prospectively, if appropriate.

Depreciation on additions / disposals is provided on a pro-rata basis i.e. from / up to the date on which is asset is ready to use / disposed off. Freehold land is not depreciated.

# Notes to the Standalone Financial Statements

For the year ended 31 March 2026

The estimated useful lives of Tangible assets are as follows

PPE	Useful Life
Buildings *	5 Years to 60 Years
Plant and Equipment *	3 Years to 25 Years
Laboratory Equipments *	3 Years to 10 Years
Furniture and Fixtures *	10 Years
Vehicles	8 Years to 10 Years
Office Equipments *	3 Years to 5 Years
Computers	3 Years

\* For these class of assets, the useful life of assets is different than the prescribed life as per Part C of Schedule II of the Companies Act, 2013. The different useful life is based on internal technical evaluation by the Company and historical usage of assets.

Dies & Punches having useful life of 3 years as per technical evaluation and management estimate and Solar Plants having useful life of 25 years.

Property, plant and equipment which are added / disposed off during the year, depreciation is provided on pro-rata basis.

Building constructed on leasehold land are depreciated based on the useful life specified in Schedule II to the Companies Act, 2013, where the lease period of the land is beyond the life of the building. In other cases, building constructed on leasehold land are amortised over the primary lease period of the land.

## 6.2 Intangible Assets:

Intangible assets are recognised when it is probable that the future economic benefits that are attributable to the assets will flow to the Company and the cost of the assets can be measured reliably.

Intangible assets are carried at cost less accumulated amortisation and impairment losses, if any. Internally generated intangibles, excluding development costs as defined in Ind AS, are not capitalised and the related expenditure is reflected in Statement of profit and loss in the period in which the expenditure is incurred.

Trademarks and Software are amortised over their estimated useful life on straight line basis from the date they are available for intended use or the period of the license as applicable, subject to impairment test.

The amortisation period and the amortisation method for an intangible assets with a finite useful life are reviewed at least at the end of each reporting period. Changes in the expected useful life or the expected pattern of consumption of future economic benefits embodied in the asset are considered to modify the amortisation period or method, as appropriate, and are treated as changes in accounting estimates.

Gains or losses arising from derecognition of an intangible asset are measured as the difference between the net

disposal proceeds and the carrying amount of the asset and are recognised in the statement of profit and loss when the assets are derecognised.

#### Research and Development:

Revenue expenditure on research is recognised in the statement of profit and loss in the period in which it is incurred.

Development expenditure incurred on an individual project is carried forward when its future recoverability can reasonably be regarded as assured. Any expenditure carried forward is amortised over the period of expected future sales from the related project. The carrying value of development costs is reviewed for impairment annually when the asset is not yet in use, and otherwise when events or changes in circumstances indicate that the carrying value may not be recoverable.

#### Impairment on non-financial assets:

The Company's non-financial assets other than inventories and deferred tax assets, are reviewed at each reporting date to determine whether there is any indication of impairment. If any such indication exists, then the asset's recoverable amount is estimated.

For impairment testing, assets that do not generate independent cash inflows (i.e. corporate assets) are grouped together into cash-generating units (CGUs). Each CGU represents the smallest group of assets that generates cash inflows that are largely independent of the cash inflows of other assets or CGUs.

The recoverable amount of a CGU is the higher of its value in use and its fair value less costs to sell. Value in use is based on the estimated future cash flows, discounted to their present value using a discount rate that reflects current market assessments of the time value of money and the risks specific to the CGU.

An impairment loss is recognised if the carrying amount of an asset or CGU exceeds its estimated recoverable amount. Impairment loss recognized in respect of a CGU is allocated first to reduce the carrying amounts of the assets of the CGU (or group of CGUs) on a pro rata basis.

An impairment loss in respect of assets for which impairment loss has been recognized in prior periods, the Company reviews at each reporting date whether there is any indication that the loss has decreased or no longer exists. An impairment loss is reversed if there has been a change in the estimates used to determine the recoverable amount. Such a reversal is made only to the extent that the asset's carrying amount does not exceed the carrying amount that would have been determined, net of depreciation or amortization, if no impairment loss had been recognized.

# Notes to the Standalone Financial Statements

For the year ended 31 March 2026

The following intangible assets are tested for impairment each financial year even if there is no indication that the asset is impaired:

- i) An intangible asset that is not yet available for use; and
- ii) An intangible asset that is amortised over a period exceeding ten years from the date when the asset is available for use.

## 6.3 Non-current assets classified as held for sale

Assets are classified as held for sale and stated at the lower of carrying amount and fair value less costs to sell if the asset is available for immediate sale and its sale is highly probable that they will be recover primarily through sale rather than continue use. Such assets or group of assets are presented separately in the Balance Sheet as "Assets Classified as Held for Sale". Once classified as held for sale, intangible assets, investment property and property, plant and equipment are no longer amortized or depreciated.

## 6.4 Financial Instruments

Trade receivables and debt securities issued are initially recognised when they originate. All other financial assets and financial liabilities are initially recognised when the Company becomes a party to the contractual provisions of the instrument.

A financial asset (unless it is a trade receivable without a significant financing component) or financial liability is initially measured at fair value plus or minus, for an item not at FVTPL, transaction costs that are directly attributable to its acquisition or issue. A trade receivable without a significant financing component is initially measured at the transaction price.

A financial instrument is any contract that gives rise to a financial asset of one entity and a financial liability or equity instrument of another entity.

### Financial Assets:

#### Classification:

The Company classifies financial assets as subsequently measured at amortised cost, fair value through other comprehensive income or fair value through profit or loss, on the basis of its business model for managing the financial assets and the contractual cash flow characteristics of the financial asset.

#### Initial recognition and measurement:

All financial assets excluding trade receivable(not measured subsequently at fair value through profit or loss) are recognised initially at fair value plus transaction costs that are attributable to the acquisition of the financial asset.

#### Subsequent measurement:

For the purpose of subsequent measurement, financial assets are classified in two broad categories:

- Financial assets at fair value ( FVTPL /FVTOCI)
- Financial assets at amortised cost

When assets are measured at fair value, gains and losses are either recognised in the statement of profit and loss (i.e. fair value through profit or loss (FVTPL)), or recognised in other comprehensive income (i.e. fair value through other comprehensive income (FVOCI)).

#### Financial Assets measured at amortised cost (net of write down for impairment, if any):

Financial assets are measured at amortised cost when asset is held within a business model, whose objective is to hold assets for collecting contractual cash flows and contractual terms of the asset give rise on specified dates to cash flows that are solely payments of principal and interest. Such financial assets are subsequently measured at amortised cost using the effective interest rate (EIR) method less impairment, if any. The losses arising from impairment are recognised in the Statement of profit and loss.

#### Financial Assets measured at Fair Value through Other Comprehensive Income ("FVTOCI"):

Financial assets under this category are measured initially as well as at each reporting date at fair value, when asset is held within a business model, whose objective is to hold assets for both collecting contractual cash flows and selling financial assets. Fair value movements are recognized in the other comprehensive income.

#### Financial Assets measured at Fair Value through Profit or Loss ("FVTPL"):

Financial assets under this category are measured initially as well as at each reporting date at fair value with all changes recognised in profit or loss.

#### Investment in Subsidiary:

Investment in equity instruments of Subsidiaries are measured at cost. In the financial statements, investment in subsidiaries is carried at cost. The carrying amount is reduced to recognise any impairment in the value of investment.

#### Investment in Equity Instruments:

Equity instruments which are held for trading are classified as at FVTPL. Fair value changes on the instrument, excluding dividends, are recognised in profit or loss.

# Notes to the Standalone Financial Statements

For the year ended 31 March 2026

#### Investment in Debt Instruments:

A debt instrument is measured at amortised cost or at FVTOCI. Any debt instrument, which does not meet the criteria for categorization as at amortized cost or as FVOCI, is classified as at FVTPL. Debt instruments included within the FVTPL category are measured at fair value with all changes recognised in the Statement of profit and loss.

#### Derecognition of Financial Assets:

A financial asset is primarily derecognised when the rights to receive cash flows from the asset have expired or the Company has transferred its rights to receive cash flows from the asset.

#### Impairment of Financial Assets:

In accordance with Ind AS 109, the Company applies expected credit loss (ECL) model for measurement and recognition of impairment loss on the financial assets that are debt instruments and trade receivables.

#### Financial Liabilities:

##### Classification:

The Company classifies all financial liabilities as subsequently measured at amortised cost or FVTPL.

##### Initial recognition and measurement:

All financial liabilities are recognised initially at fair value and, in the case of loans, borrowings and payables, net of directly attributable transaction costs.

Financial liabilities include trade and other payables, loans and borrowings including bank overdrafts and derivative financial instruments.

##### Subsequent measurement:

Financial liabilities at fair value through profit or loss include financial liabilities held for trading and financial liabilities designated upon initial recognition as at fair value through profit or loss. Interest-bearing loans and borrowings are subsequently measured at amortised cost using the Effective Interest Rate (EIR) method. Gains and losses are recognised in profit or loss when the liabilities are derecognised as well as through EIR amortisation process. Amortised cost is calculated by taking into account any discount or premium on acquisition and fees or costs that are an integral part of the EIR. The EIR amortisation is included as finance costs in the Statement of Profit and Loss.

##### Derecognition of Financial Liabilities:

A financial liability is derecognised when the obligation under the liability is discharged or cancelled or expires.

When an existing financial liability is replaced by another from the same lender on substantially different terms, or the terms of an existing liability are substantially modified, such an exchange or modification is treated as the derecognition of the original liability and the recognition of a new liability. The difference in the respective carrying amounts is recognised in the Statement of Profit and Loss.

#### Derivative Financial Instrument:

The Company uses derivative financial instruments, such as forward currency contracts to mitigate its foreign currency risks. Such derivative financial instruments are initially recognised at fair value on the date on which a derivative contract is entered into and are subsequently re-measured at fair value. Derivatives are carried as financial assets when the fair value is positive and as financial liabilities when the fair value is negative. Any changes therein are generally recognised in the statement of profit and loss.

## 6.5 Inventories

Raw materials and packing materials are valued at lower of cost (on moving weighted average basis) and the net realisable value, cost of which includes duties and taxes (net off CENVAT and Goods and Service Tax wherever applicable). Cost of imported raw materials and packing materials lying in bonded warehouse includes the amount of customs duty. Finished products including traded goods and work-in-progress are valued at lower of cost and net realisable value.

The cost of finished goods and work-in-progress have been computed to include all cost of purchases, cost of conversion, appropriate share of fixed production overheads based on normal operating capacity and other related cost incurred in bringing the inventories to their present location and condition.

Net realisable value is the estimated selling price in the ordinary course of business, less the estimated costs of completion and selling expenses necessary to make the sale.

Slow and non-moving material, products nearing expiry, defective inventory are fully provided for and valued at net realisable value.

Goods and materials in transit are valued at actual cost incurred up to the date of balance sheet. Materials and other items held for use in production of inventories are not written down, if the finished products in which they will be used are expected to be sold at or above cost.

Consumables and other materials procured for R&D purpose are charged off when acquired.

The comparison of cost and Net realizable value is made on an item-by-item basis.

# Notes to the Standalone Financial Statements

For the year ended 31 March 2026

## 6.6 Cash and Cash Equivalents

Cash and Cash Equivalents comprise of cash on hand and cash at bank including fixed deposit/highly liquid investments with original maturity period of three months or less that are readily convertible to known amounts of cash and which are subject to an insignificant risk of changes in value.

For the purpose of the statement of cash flows, cash and cash equivalents consist of cash and short-term deposits, as defined above, as they are considered an integral part of the Company's cash management.

## 6.7 Cash Flow Statement

Cash flows are reported using the indirect method, whereby net profit before tax is adjusted for the effects of transactions of a non-cash nature, any deferrals or accruals of past or future operating cash receipts or payments and item of income or expenses associated with investing or financing cash flows. The cash flow from operating, investing and financing activities of the Company are segregated.

## 6.8 Foreign Currency Transactions

Transactions in foreign currencies are translated into the Company's functional currency at the exchange rates at the dates of the transactions.

Monetary assets and liabilities denominated in foreign currencies are translated into the functional currency at the exchange rate at the reporting date. Non-monetary assets and liabilities that are measured at fair value in a foreign currency are translated into the functional currency at the exchange rate when the fair value was determined. Non-monetary assets and liabilities that are measured based on historical cost in a foreign currency are not translated. Foreign currency exchange differences are generally recognised in the statement of profit and loss.

Exchange differences arising on the settlement of monetary items or on translating monetary items at rates different from those at which they were translated on initial recognition during the period or in previous Financial Statements are recognised in the Standalone Statement of Profit and Loss in the period in which they arise. When a gain or loss on a non-monetary item is recognised in Other Comprehensive Income, any exchange component of that gain or loss is recognised in Other Comprehensive Income. Conversely, when a gain or loss on a non-monetary item is recognised in Standalone Statement of Profit and Loss, any exchange component of that gain or loss is recognised in Standalone Statement of Profit and Loss.

## 6.9 Revenue Recognition

### Sale of Goods:

Revenue is measured based on the transaction price adjusted for discounts and rebates, which is specified in a contract with customer. Revenue are net of estimated returns and taxes collected from customers.

Revenue from sale of goods is recognized at point in time when control is transferred to the customer and it is probable that consideration will be collected. Control of goods is transferred upon the shipment of the goods to the customer or when goods is made available to the customer as per terms agreed.

The transaction price is documented on the sales invoice and payment is generally due as per agreed credit terms with customer.

The consideration can be fixed or variable. Variable consideration is only recognised when it is highly probable that a significant reversal will not occur.

Sales return is variable consideration that is recognised and recorded based on historical experience, market conditions and provided for in the year of sale as reduction from revenue. The methodology and assumptions used to estimate returns are monitored and adjusted regularly in line with trade practices, historical trends, past experience and projected market conditions.

### a) Recognition of Dividend Income, Interest income:

Dividend is accounted when the right to receive payment is established.

Interest income is recognized in the statement of profit and loss as it accrues, using the effective interest method

### b) Income from Export Benefits and Other Incentives

Export benefits available under prevalent schemes are accrued as revenue in the year in which the goods are exported and / or services are rendered only when their reasonable assurance that the conditions attached to them will be complied with, and the amounts will be received. Export benefit receivables are carried at net realisable value.

## 6.10 Employee Benefits

All employee benefits payable wholly within twelve months of rendering service are classified as short-term employee benefits. Benefits such as salaries, wages, short-term compensated absences, performance incentives etc., and the expected cost of bonus, ex-gratia are recognised during the period in which the employee renders related service.

# Notes to the Standalone Financial Statements

For the year ended 31 March 2026

## (i) Defined benefit plans

The Company provides for gratuity, a defined benefit retirement plan ('the Gratuity Plan') covering eligible employees. The Gratuity Plan provides a lump-sum payment to vested employees at retirement, death, incapacitation or termination of employment, of an amount based on the respective employee's salary and the tenure of employment with the Company.

Liabilities with regard to Gratuity Plan are determined by actuarial valuation, performed by an independent actuary, at each balance sheet date using the Projected Unit Credit Method.

The Company fully contributes all ascertained liabilities to the Ajanta Pharma Limited Group Gratuity Trust (the Trust). Trustees administer contributions made to the Trust and contributions are invested in a scheme with Life Insurance Corporation of India as permitted by laws of India.

The retirement benefit obligations recognised in the balance sheet represents the present value of the defined benefit obligations reduced by the fair value of scheme assets. Any asset resulting from this calculation is limited to the present value of available refunds and reductions in future contributions to the scheme. The Company recognizes the net obligation of a defined benefit plan in its balance sheet as an asset or liability. Actuarial gains and losses are recognised in full in the other comprehensive income for the period in which they occur. The effect of any plan amendments are recognized in the Statement of Profit and Loss.

## (ii) Defined contribution plans

Contributions to defined contribution plans are recognised as expense when employees have rendered services entitling them to such benefits.

The Company pays provident fund contributions to publicly administered provident funds as per local regulations. The Company has no further payment obligations once the contributions have been paid. The contributions are accounted for as defined contribution plans and the contributions are recognized as employee benefit expense when they are due. Prepaid contributions are recognized as an asset to the extent that a cash refund or a reduction in the future payments is available.

## (iii) Compensated absences

The Company has a policy on compensated absences which are both accumulating and non-accumulating in nature. The expected cost of accumulating compensated absences is determined by actuarial valuation performed by an independent actuary at each balance sheet date using projected unit credit method on the additional amount expected to be paid/availed within twelve months

as a result of the unused entitlement that has accumulated at the balance sheet date.

Compensated absences which are not expected to occur within twelve months after the end of the period in which the employee renders the related services are recognised as a liability at the present value of the defined benefit obligation at the balance sheet date.

Expense on non-accumulating compensated absences is recognized in the period in which the absences occur.

## (iv) Share-based compensation

Employees Stock Options Plans ("ESOPs"): The grant date fair value of options granted to employees is recognized as an employee expense, over the period that the employees become unconditionally entitled to the options. The expense is recorded for each separately vesting portion of the award as if the award was, in substance, multiple awards. The increase in equity recognized in connection with share based payment transaction is presented as a separate component in equity under "Employee Stock Options Outstanding Reserve". The amount recognized as an expense is adjusted to reflect the actual number of stock options that vest. The options granted to employees of subsidiary is recognised as an equity investment.

The company recognizes compensation expense relating to share-based payments in net profit using fair-value in accordance with Ind AS 102, Share-Based Payment.

## 6.11 Borrowing Costs

Borrowing costs directly attributable to the acquisition, construction or production of an asset that necessarily takes a substantial period of time to get ready for its intended use or sale are capitalised as part of the cost of the asset. All other borrowing costs are expensed in the period in which they occur. Borrowing costs consist of interest and other costs that an entity incurs in connection with the borrowing of funds. Borrowing cost also includes exchange differences to the extent regarded as an adjustment to the borrowing costs.

## 6.12 Leases

The Company's lease asset classes primarily consist of leases for land and buildings. The Company assesses whether a contract contains a lease, at inception of a contract. A contract is, or contains, a lease if the contract conveys the right to control the use of an identified asset for a period of time in exchange for consideration. To assess whether a contract conveys the right to control the use of an identified asset, the Company assesses whether: (1) the contract involves the use of an identified asset (2) the Company has substantially all of the economic benefits from use of the asset through the period of the lease and (3) the Company has the right to direct the use of the asset.

# Notes to the Standalone Financial Statements

For the year ended 31 March 2026

At the date of commencement of the lease, the Company recognizes a right-of-use asset ("ROU") and a corresponding lease liability for all lease arrangements in which it is a lessee, except for leases with a term of twelve months or less (short-term leases) and low value leases. For these short-term and low value leases, the Company recognizes the lease payments as an operating expense on a straight-line basis over the term of the lease.

Certain lease arrangements includes the options to extend or terminate the lease before the end of the lease term. ROU assets and lease liabilities includes these options when it is reasonably certain that they will be exercised.

The right-of-use assets are initially recognized at cost, which comprises the initial amount of the lease liability adjusted for any lease payments made at or prior to the commencement date of the lease plus any initial direct costs less any lease incentives. They are subsequently measured at cost less accumulated depreciation and impairment losses.

Right-of-use assets are depreciated from the commencement date on a straight-line basis over the shorter of the lease term and useful life of the underlying asset. Right of use assets are evaluated for recoverability whenever events or changes in circumstances indicate that their carrying amounts may not be recoverable. For the purpose of impairment testing, the recoverable amount (i.e. the higher of the fair value less cost to sell and the value-in-use) is determined on an individual asset basis unless the asset does not generate cash flows that are largely independent of those from other assets. In such cases, the recoverable amount is determined for the Cash Generating Unit (CGU) to which the asset belongs.

The lease liability is initially measured at amortized cost at the present value of the future lease payments. The lease payments are discounted using the generally accepted interest rate. Lease liabilities are remeasured with a corresponding adjustment to the related right of use asset if the Company changes its assessment if whether it will exercise an extension or a termination option.

Lease liability and ROU asset have been separately presented in the Balance Sheet and lease payments have been classified as financing cash flows.

Leases for which the Company is a lessor is classified as a finance or operating lease. Whenever the terms of the lease transfer substantially all the risks and rewards of ownership to the lessee, the contract is classified as a finance lease. All other leases are classified as operating leases.

In respect of assets given on operating lease, lease rentals are accounted in the Statement of Profit and Loss, on accrual basis in accordance with the respective lease agreements.

## 6.13 Government Grants

Government grants are initially recognised as deferred income at fair value if there is reasonable assurance that they will be received and the Company will comply with the conditions associated with the grant;

- In case of capital grants, they are then recognised in Standalone Statement of Profit and Loss as other income on a systematic basis over the useful life of the asset.
- In case of grants that compensate the Company for expenses incurred are recognised in Standalone Statement of Profit and Loss on a systematic basis in the periods in which the expenses are recognised.

## 6.14 Earnings Per Share

Basic earnings per equity share is computed by dividing the net profit attributable to the equity holders of the company by the weighted average number of equity shares outstanding during the period. Diluted earnings per equity share is computed by dividing the net profit attributable to the equity holders of the company by the weighted average number of equity shares considered for deriving basic earnings per equity share and also the weighted average number of equity shares that could have been issued upon conversion of all dilutive potential equity shares. The dilutive potential equity shares are adjusted for the proceeds receivable had the equity shares been actually issued at fair value. Dilutive potential equity shares are deemed converted as of the beginning of the period, unless issued at a later date. Dilutive potential equity shares are determined independently for each period presented.

## 6.15 Income Taxes

Income tax expense comprises current and deferred income tax.

Current tax is recognised in statement of profit or loss, except when they relate to items that are recognised in other comprehensive income or directly in equity, in which case, the current tax is also recognised in other comprehensive income or directly in equity respectively. Current income tax for current and prior periods is recognized at the amount expected to be paid to or recovered from the tax authorities, using the tax rates and tax laws that have been enacted by the balance sheet date. Deferred income tax assets and liabilities are recognized for all temporary differences arising between the tax bases of assets and liabilities and their carrying amounts in the financial statements.

Deferred tax assets are reviewed at each reporting date and are reduced to the extent that it is no longer probable that the related tax benefit will be realised.

# Notes to the Standalone Financial Statements

For the year ended 31 March 2026

Deferred income tax assets and liabilities are measured using tax rates and tax laws that have been enacted or substantively enacted by the balance sheet date and are expected to apply to taxable income in the years in which those temporary differences are expected to be recovered or settled. The effect of changes in tax rates on deferred income tax assets and liabilities is recognized as income or expense in the period that includes the enactment or the substantive enactment date. A deferred income tax asset is recognized to the extent that it is probable that future taxable profit will be available against which the deductible temporary differences and tax losses can be utilized. The company offsets current tax assets and current tax liabilities, where it has a legally enforceable right to set off the recognized amounts and where it intends either to settle on a net basis, or to realize the asset and settle the liability simultaneously.

Management periodically evaluates positions taken in the tax returns with respect to situations in which applicable tax regulations are subject to interpretation and establishes provisions where appropriate.

## 6.16 Dividends to Shareholders

Annual dividend distribution to the shareholders is recognised as a liability in the period in which the dividends are approved by the shareholders. Any interim dividend paid is recognised on approval by Board of Directors. Dividend payable is recognised directly in equity.

## 6.17 Provisions, Contingent Liabilities, Contingent Assets and Commitments

Provisions (legal and constructive) are recognised when the Company has a present obligation (legal or constructive) as a result of a past event and it is probable that an outflow of resources will be required to settle the obligation, in respect of which a reliable estimate can be made.

Provisions (excluding retirement benefits and compensated absences) are not discounted to its present value and are determined based on best estimate required to settle the obligation at the balance sheet date. These are reviewed at each balance sheet date and adjusted to reflect the current best estimates.

If there is any expectation that some or all of the provision will be reimbursed, the reimbursement is recognised as a separate asset but only when the reimbursement is virtually certain. The expense relating to a provision is presented in the statement of profit and loss net of any virtually certain reimbursement.

If the effect of the time value of money is material, provisions are discounted using a current pre-tax rate that reflects, when appropriate, the risk specific to the liability. When discounting is used, the increase in the provision due to the passage of time is recognised as a finance cost.

Contingent liability is disclosed in the case of:

- A present obligation arising from past events, when it is not probable that an outflow of resources will be required to settle the obligation;
- A present obligation arising from past events, when no reliable estimates is possible;
- A possible obligation arising from past events, unless the probability of outflow of resources is remote.

Contingent liabilities are not recognised but disclosed in the standalone financial statements. Contingent assets are neither recognised nor disclosed in the financial statements.

Commitments include the amount of purchase order (net of advances) issued to parties for completion of assets and Non-cancellable operating lease.

Provisions, contingent liabilities, contingent assets and commitments are reviewed at each balance sheet date.

## 6.18 Fair value measurement

The Company measures financial instruments, such as, derivatives at fair value at each balance sheet date in accordance with Ind AS 113.

Financials Statements have been prepared on the historical cost basis except for the following material items in the statement of financial position:

- Derivative financial instruments (mainly forward currency contracts) are measured at fair value received from Bank.
- Mutual Funds are measured at fair values as per Net Asset Value (NAV).
- Employee Stock Option Plan (ESOP) at fair values as per Black Scholes option pricing model.

Fair value is the price that would be received to sell an asset or settle a liability in an ordinary transaction between market participants at the measurement date.

The fair value of an asset or a liability is measured using the assumptions that market participants would use when pricing the asset or liability, assuming that market participants act in their economic best interest.

A fair value measurement of a non-financial asset takes into account a market participant's ability to generate economic benefits by using the asset in its highest and best use or by selling it to another market participant that would use the asset in its highest and best use.

The company uses valuation techniques that are appropriate in the circumstances and for which sufficient data are available to measure fair value, maximising the use of relevant observable inputs and minimising the use of unobservable inputs.

## Notes to the Standalone Financial Statements

For the year ended 31 March 2026

All assets and liabilities for which fair value is measured or disclosed in the financial statements are categorised within the fair value hierarchy, described as follows, based on the lowest level input that is significant to the fair value measurement as a whole:

- Level 1 – Quoted (unadjusted) market prices in active markets for identical assets or liabilities.
- Level 2 – Valuation techniques for which the lowest level input that is significant to the fair value measurement is directly or indirectly observable.
- Level 3 – Valuation techniques for which the lowest level input that is significant to the fair value measurement is unobservable.

For assets and liabilities that are recognised in the financial statements on a recurring basis, the Company determines whether transfers have occurred between levels in the hierarchy by re-assessing categorisation (based on the lowest level input that is significant to the fair value measurement as a whole) at the end of each reporting period.

For the purpose of fair value disclosures, the company has determined classes of assets and liabilities on the basis of the nature, characteristics and risks of the asset or liability and the level of the fair value hierarchy as explained above.

### 7. Recent accounting pronouncements

Ministry of Corporate Affairs ("MCA") notifies new standards or amendments to the existing standards under Companies (Indian Accounting Standards) Rules as issued from time to time.

In May 2025, MCA notified amendments to Ind AS 21 - The Effects of Changes in Foreign Exchange Rates, applicable w.e.f. April 1, 2025. The Company has reviewed the amendment and based on its evaluation has determined that it does not have any significant impact in its financial statements.

In August 2025, MCA notified the following amendments to:

1. Ind AS 1, Presentation of Financial Statements, applicable w.e.f. April 1, 2025 – The amendment relates to classification of liabilities as current or non-current and non-current liabilities with covenants. In the context of classifying a liability as current, it removes the requirement of existence of a right to defer settlement for at least 12 months after the reporting date and instead requires that the said right should exist on the reporting date and have substance. The amendment also introduces guidance on classification of liabilities with covenants. The Company has no impact of these amendments in its classification criteria of current and non-current liabilities.
2. Ind AS 7, Statement of Cash Flows and Ind AS 107, Financial Instruments: Disclosures, applicable w.e.f. April 1, 2025 – The amendment in Ind AS 7 requires to inform users of financial statements of the existence of supplier finance arrangements and explain the nature of the arrangements, the carrying amount of liabilities and the range of payment due dates. Ind AS 107 has been amended to add supplier finance arrangements as a factor that may cause concentration of liquidity risk. The Company has reviewed the amendment and based on its evaluation has determined that it does not have any significant impact in its financial statements.
3. Ind AS 12, International Tax Reform – Pillar Two Model Rules applicable immediately – The amendments provide a temporary mandatory relief from deferred tax accounting for top-up tax and disclose that they have applied the relief. This relief is immediate and applies retrospectively. The Company has reviewed the amendment and based on its evaluation has determined that it does not have any impact in its financial statements.

## Notes to the Standalone Financial Statements

For the year ended 31 March 2026

### 8. Property, plant and equipment, capital work-in-progress and other intangible assets

#### 8.1 Current year

Particulars	Gross block (Cost or deemed cost)				Accumulated depreciation/amortisation				Net block
	As at 1 April 2025	Additions	Disposals / Adjustments	As at 31 March 2026	As at 1 April 2025	For the year	Disposals	As at 31 March 2026	As at 31 March 2026
<b>(A) Property, plant and equipment</b>									
Freehold land**	146.70	8.85	4.54	151.01	-	-	-	-	151.01
Buildings	806.20	63.61	5.31	864.50	182.47	20.54	5.07	197.94	666.56
Plant and equipments	1,184.80	132.30	11.76	1,305.34	525.59	81.72	9.78	597.53	707.81
Laboratory equipments	218.66	11.69	1.41	228.94	130.02	19.95	1.18	148.79	80.15
Furniture and fixtures	114.45	17.08	0.20	131.33	65.51	8.20	0.16	73.55	57.78
Vehicles	3.72	0.11	-	3.83	2.44	0.26	-	2.70	1.13
Office equipments	52.72	11.71	2.95	61.48	23.59	7.54	2.78	28.35	33.13
Computers	57.84	10.36	2.14	66.06	33.86	9.15	2.01	41.00	25.06
<b>Total</b>	<b>2,585.09</b>	<b>255.71</b>	<b>28.31</b>	<b>2,812.49</b>	<b>963.48</b>	<b>147.36</b>	<b>20.98</b>	<b>1,089.86</b>	<b>1,722.63</b>
<b>(B) Other Intangible assets</b>									
Computer Software	38.92	7.84	-	46.76	28.31	4.64	-	32.95	13.81
Trademark	37.58	-	-	37.58	2.88	7.52	-	10.40	27.18
<b>Total</b>	<b>76.50</b>	<b>7.84</b>	<b>-</b>	<b>84.34</b>	<b>31.19</b>	<b>12.16</b>	<b>-</b>	<b>43.35</b>	<b>40.99</b>
<b>Total (A) + (B)</b>	<b>2,661.59</b>	<b>* 263.55</b>	<b>28.31</b>	<b>2,896.83</b>	<b>994.67</b>	<b>159.52</b>	<b>20.98</b>	<b>1,133.21</b>	<b>1,763.62</b>
<b>(C) Capital work-in-progress #</b>	<b>176.27</b>	<b>336.48</b>	<b>254.70</b>	<b>258.05</b>	<b>-</b>	<b>-</b>	<b>-</b>	<b>-</b>	<b>258.05</b>
<b>Total (A) + (B) + (C)</b>									<b>2,021.67</b>

\* Addition includes ₹ 8.79 Crore used for Research and Development.

\*\* Addition to freehold land of ₹ 8.85 Crore pertains to reclassification from assets held for sale (refer note 21)

The title deeds of all the immovable properties are held in the name of the company

#### # Capital work-in-progress ageing schedule

Particulars	Amount in capital work-in-progress for a period of				Total
	Less than 1 year	1-2 years	2-3 years	More than 3 years	
Projects in progress (*)	239.15	12.02	6.88	-	258.05

\* Project execution plans are assessed on an annual basis and all the projects are executed as per rolling annual plan.

## Notes to the Standalone Financial Statements

For the year ended 31 March 2026

### 8.2 Previous year

Particulars	Gross block (Cost or deemed cost)				Accumulated depreciation/amortisation				Net block
	As at 1 April 2024	Additions	Disposals / Adjustments	As at 31 March 2025	As at 1 April 2024	For the year	Disposals	As at 31 March 2025	As at 31 March 2025
<b>(A) Property, plant and equipment</b>									
Freehold land**	146.70	-	-	146.70	-	-	-	-	146.70
Buildings	609.36	196.84	-	806.20	165.63	16.84	-	182.47	623.73
Plant and equipments	1,093.85	93.95	3.00	1,184.80	456.91	70.98	2.30	525.59	659.21
Laboratory equipments	206.63	12.39	0.36	218.66	111.10	19.17	0.25	130.02	88.64
Furniture and fixtures	92.05	23.10	0.70	114.45	59.85	6.15	0.49	65.51	48.94
Vehicles	3.41	0.65	0.34	3.72	2.51	0.23	0.30	2.44	1.28
Office equipments	27.53	25.62	0.43	52.72	20.67	3.26	0.34	23.59	29.13
Computers	41.57	16.61	0.34	57.84	27.57	6.60	0.31	33.86	23.98
<b>Total</b>	<b>2,221.10</b>	<b>369.16</b>	<b>5.17</b>	<b>2,585.09</b>	<b>844.24</b>	<b>123.23</b>	<b>3.99</b>	<b>963.48</b>	<b>1,621.61</b>
<b>(B) Other Intangible assets</b>									
Computer Software	37.61	2.26	0.95	38.92	25.00	4.26	0.95	28.31	10.61
Trademark	-	37.58	-	37.58	-	2.88	-	2.88	34.70
<b>Total</b>	<b>37.61</b>	<b>39.84</b>	<b>0.95</b>	<b>76.50</b>	<b>25.00</b>	<b>7.14</b>	<b>0.95</b>	<b>31.19</b>	<b>45.31</b>
<b>Total (A) + (B)</b>	<b>2,258.71</b>	<b>* 409</b>	<b>6.12</b>	<b>2,661.59</b>	<b>869.24</b>	<b>130.37</b>	<b>4.94</b>	<b>994.67</b>	<b>1,666.92</b>
<b>(C) Capital work-in-progress #</b>	256.45	328.82	409.00	176.27	-	-	-	-	176.27
<b>Total (A) + (B) + (C)</b>									<b>1,843.19</b>

\* Addition includes ₹ 741 Crore used for Research and Development.

The title deeds of all the immovable properties are held in the name of the company

# Capital work-in-progress ageing

Particulars	Amount in capital work-in-progress for a period of				Total
	Less than 1 year	1-2 years	2-3 years	More than 3 years	
Projects in progress (*)	149.19	25.00	2.08	-	176.27

\* Project execution plans are assessed on an annual basis and all the projects are executed as per rolling annual plan.

### Right-of-use assets

#### 8.3 Current year

Particulars	Gross block (Cost or deemed cost)				Accumulated depreciation/amortisation				Net block
	As at 1 April 2025	Additions	Disposals / Adjustments	As at 31 March 2026	As at 1 April 2025	For the year	Disposals	As at 31 March 2026	As at 31 March 2026
<b>Right-of-use assets</b>									
Leasehold properties	35.40	7.19	15.63	26.96	18.23	7.08	13.83	11.48	15.48
Leasehold land *	62.59	9.97	-	72.56	4.72	2.17	-	6.89	65.67
<b>Total</b>	<b>97.99</b>	<b>17.16</b>	<b>15.63</b>	<b>99.52</b>	<b>22.95</b>	<b>9.25</b>	<b>13.83</b>	<b>18.37</b>	<b>81.15</b>

\* Addition to Leasehold land of ₹ 4.54 Crore pertains to reclassification from Freehold land to Leasehold land.

## Notes to the Standalone Financial Statements

For the year ended 31 March 2026

### 8.4 Previous year

Particulars	Gross block (Cost or deemed cost)				Accumulated depreciation/amortisation				Net block
	As at 1 April 2024	Additions	Disposals / Adjustments	As at 31 March 2025	As at 1 April 2024	For the year	Disposals	As at 31 March 2025	As at 31 March 2025
<b>Right-of-use assets</b>									
Leasehold properties	34.03	9.45	8.08	35.40	17.43	8.61	7.81	18.23	17.17
Leasehold land	62.59	-	-	62.59	3.77	0.95	-	4.72	57.87
<b>Total</b>	<b>96.62</b>	<b>9.45</b>	<b>8.08</b>	<b>97.99</b>	<b>21.20</b>	<b>9.56</b>	<b>7.81</b>	<b>22.95</b>	<b>75.04</b>

## 9. Investments (non-current)

Particulars	₹ in Crore	
	As at 31 March 2026	As at 31 March 2025
<b>Unquoted (At cost)</b>		
<b>In Subsidiary Companies</b>		
<b>Ajanta Pharma (Mauritius) Ltd.</b>		
6,13,791 (31 March 2025: 6,13,791) Ordinary Shares of Mauritian Rupees 100 each fully paid up	9.44	9.44
<b>Ajanta Pharma USA Inc.</b>		
10,000 (31 March 2025 10,000) Common Stock of USD 100 each fully paid up	7.07	7.07
(includes ₹ 1.00 crore in current year, ₹ 1.00 crore in previous year related to ESOP granted to employee of subsidiary) - Refer Note 47		
<b>Ajanta Pharma Philippines Inc.</b>		
20,00,000 (31 March 2025: 20,00,000) Ordinary Shares of Philippines Peso 100 each fully paid up	1.38	1.38
<b>Ajanta Pharma Nigeria Ltd.</b>		
6,00,00,000 (31 March 2025: 6,00,00,000) Ordinary Shares of Nigerian Naira 1 each fully paid up	1.37	1.37
Less: Impairment in the value of investments (refer note 61)	(1.37)	(1.37)
<b>In Joint Venture</b>		
<b>Turkenderman Ajanta Pharma Ltd.</b>		
2,00,000 (31 March 2025: 2,00,000) Shares of USD 10 each fully paid-up	-	-
Less: Impairment in the value of investments *	-	-
<b>In Others at fair value</b>		
<b>OPGS Power Gujarat Private Limited</b>		
Nil (31 March 2025: 1,95,000) Shares of ₹ 0.19 each	-	0.00
(Current Year ₹ Nil, Previous Year: ₹ 37,050)		
<b>In Membership Share in LLP (at Fair Value through Profit or Loss)</b>		
ABCD Technologies LLP (Percentage share for current year 4.27%, previous year 4.27%)	28.50	25.24
	<b>46.39</b>	<b>43.13</b>
Aggregate value of unquoted investments	54.71	51.45
Aggregate value of unquoted investments (net of impairment)	46.39	43.13
Aggregate market value of quoted investments	-	-
Aggregate amount of impairment in value of non current investment	8.32	8.32

\* The Company has made full provision for investment in aggregate value of unquoted investments in Turkenderman Ajanta Pharma Limited in year 2014-15 and the carrying value of investment is considered as Nil.

## Notes to the Standalone Financial Statements

For the year ended 31 March 2026

### 10. Other non-current financial assets

Particulars	₹ in Crore	
	As at 31 March 2026	As at 31 March 2025
<b>Unsecured, considered good unless otherwise stated</b>		
Security Deposits	4.60	4.43
Finance lease receivables	1.33	3.20
<b>In deposit accounts with banks with maturity of more than 12 months from the balance sheet date</b>		
- Under lien	0.24	0.51
	<b>6.17</b>	<b>8.14</b>

### 11. Non-current tax assets (net)

Particulars	₹ in Crore	
	As at 31 March 2026	As at 31 March 2025
Income tax paid (net of provision ₹ 9.11 Crore, Previous year Nil)	5.57	-
	<b>5.57</b>	<b>-</b>

### 12. Other non-current assets

Particulars	₹ in Crore	
	As at 31 March 2026	As at 31 March 2025
<b>Unsecured, considered good unless otherwise stated</b>		
Capital advances	37.09	8.67
VAT receivable	0.02	0.02
	<b>37.11</b>	<b>8.69</b>

### 13. Inventories

Particulars	₹ in Crore	
	As at 31 March 2026	As at 31 March 2025
<b>At lower of cost and net realisable value</b>		
Raw materials	315.40	281.11
Packing materials	63.58	49.77
Work-in-progress	64.52	45.55
Finished goods (including in transit ₹ 109.29 Crore, 31 March 2025: ₹ 120.77 Crore)	332.54	312.98
Stock-in-trade (including in transit ₹ 7.95 Crore, 31 March 2025: ₹ 1.97 Crore)	68.67	49.88
	<b>844.71</b>	<b>739.29</b>

During the year, the company recorded inventory write downs of ₹ 5.45 Crore (31 March 2025: ₹ 4.38 Crore). These adjustments were included in cost of material consumed and changes in inventories.

## Notes to the Standalone Financial Statements

For the year ended 31 March 2026

### 14. Investments (current)

Particulars	₹ in Crore	
	As at 31 March 2026	As at 31 March 2025
<b>Measured at Fair Value through Profit or Loss</b>		
<b>Quoted</b>		
Investment in Mutual Funds	125.35	128.69
<b>Unquoted</b>		
Alternative Investment CAT-II	4.58	10.12
<b>Measured at Amortised Cost</b>		
<b>Quoted</b>		
Investments in Non-Convertible Debentures	208.34	299.90
<b>Unquoted</b>		
Investments in Non-Convertible Debentures	110.11	-
Investment in Commercial Papers	111.47	-
	<b>559.85</b>	<b>438.71</b>
Aggregate book value of quoted investments	333.69	428.59
Aggregate market value of quoted investments	333.69	428.59
Aggregate book value of unquoted investments (net of impairment)	226.16	10.12
Aggregate amount of impairment in value of investments	-	-

### 15. Trade receivables

Particulars	₹ in Crore	
	As at 31 March 2026	As at 31 March 2025
<b>Unsecured, considered good unless otherwise stated</b>		
(i) Trade receivables considered good - Secured	-	-
(ii) Trade receivables considered good - Unsecured	1,365.77	1,225.81
(iii) Trade receivables - credit impaired	5.89	5.89
<b>Total Trade receivables</b>	<b>1,371.66</b>	<b>1,231.70</b>
Less: Loss allowance	(5.89)	(5.89)
<b>Net Trade receivables</b>	<b>1,365.77</b>	<b>1,225.81</b>

(Refer note 48 (B) (i) (a) for disclosures relating to trade receivable ageing)

**Of the above, trade receivables from related parties are as below:**

Particulars	₹ in Crore	
	As at 31 March 2026	As at 31 March 2025
Trade Receivable due from related parties	822.96	786.58
Less: Loss allowance	(0.46)	(1.12)
<b>Net Trade receivables</b>	<b>822.50</b>	<b>785.46</b>

(Refer note 53 for details of trade receivable owing from related parties)

## Notes to the Standalone Financial Statements

For the year ended 31 March 2026

### 16. Cash and cash equivalents

Particulars	₹ in Crore	
	As at 31 March 2026	As at 31 March 2025
<b>Cash and cash equivalents (as per Ind AS 7 - "Statement of cash flows")</b>		
<b>Bank Balances</b>		
- In Current Accounts	30.77	29.87
- In EEFC Accounts	58.27	18.73
	<b>89.04</b>	<b>48.60</b>

### 17. Bank balances other than cash and cash equivalents

Particulars	₹ in Crore	
	As at 31 March 2026	As at 31 March 2025
<b>Earmarked balances with banks</b>		
- Unpaid dividend	1.20	1.10
- Unpaid Sale Proceeds of Fractional Shares [31 March 2026: ₹ 25,464 (including deposit of ₹ 9,586) and 31 March 2025 ₹ 24,399 (including deposit of ₹ 8,521)]	0.00	0.00
<b>In deposit accounts (with original maturity of more than 3 months but less than 12 months)</b>		
- Others (Non lien deposit)	0.31	0.02
	<b>1.51</b>	<b>1.12</b>

### 18. Loans

Particulars	₹ in Crore	
	As at 31 March 2026	As at 31 March 2025
Loans to employees	1.68	2.54
	<b>1.68</b>	<b>2.54</b>

Particulars	₹ in Crore	
	As at 31 March 2026	As at 31 March 2025
<b>Loans to employees</b>		
Secured, considered good	-	-
Unsecured, considered good	1.68	2.54
Significant increase in Credit Risk	-	-
Credit impaired	-	-
<b>Total</b>	<b>1.68</b>	<b>2.54</b>

### 19. Other current financial assets

Particulars	₹ in Crore	
	As at 31 March 2026	As at 31 March 2025
Interest receivable	8.52	2.29
Insurance receivable	0.46	0.03
	<b>8.98</b>	<b>2.32</b>

## Notes to the Standalone Financial Statements

For the year ended 31 March 2026

### 20. Other current assets

Particulars	₹ in Crore	
	As at 31 March 2026	As at 31 March 2025
<b>Advance to vendors</b>		
- Considered Good	60.86	32.56
Prepaid expenses	20.91	17.17
Advance to employees	27.54	14.16
Other advances recoverable	1.35	6.03
<b>Balance with Statutory/Govt. Authorities</b>		
- GST receivable	125.24	26.98
- Custom duty receivable	0.03	-
- Other Govt. Deposit Receivable	0.10	0.02
Export benefits receivable	11.09	11.90
	<b>247.12</b>	<b>108.82</b>

### 21. Assets classified as held for sale

Particulars	₹ in Crore	
	As at 31 March 2026	As at 31 March 2025
Assets held for sale (Refer note 62)	-	8.85
	<b>-</b>	<b>8.85</b>

### 22. Equity share capital

Particulars	As at 31 March 2026		As at 31 March 2025	
	Number of Shares	₹ in Crore	Number of Shares	₹ in Crore
<b>Authorised</b>				
Equity shares of ₹ 2 each	150,000,000	30.00	150,000,000	30.00
<b>Issued, subscribed and paid up:</b>				
Issued, subscribed and fully paid up Equity Shares of ₹ 2 each	124,935,624	24.98	124,912,099	24.98
Add: Shares Forfeited	766,500	0.09	766,500	0.09
<b>Total</b>	<b>125,702,124</b>	<b>25.07</b>	<b>125,678,599</b>	<b>25.07</b>

#### 22.1 Movement in equity share capital

Particulars	As at 31 March 2026		As at 31 March 2025	
	Number of Shares	₹ in Crore	Number of Shares	₹ in Crore
Equity shares outstanding at the beginning of the year	124,912,099	24.98	125,915,655	25.18
Add: Equity shares allotted during the year against option's exercised under employee stock option plan*	23,525	0.00	25,325	0.01
Less: Equity Shares extinguished on buyback of shares (Refer note 22.7)	-	-	(1,028,881)	(0.21)
<b>Equity Shares outstanding at the end of the year</b>	<b>124,935,624</b>	<b>24.98</b>	<b>124,912,099</b>	<b>24.98</b>

\* Current Year ₹ 47,050

## Notes to the Standalone Financial Statements

For the year ended 31 March 2026

### 22.2 Rights attached to equity shares

The Company has only one class of equity shares with voting rights having a par value of ₹ 2 per share. The Company declares and pays dividends in Indian Rupees. Any interim dividend paid is recognised on the approval by Board of Directors.

The following dividends were declared and paid by the Company during the year ended:

Particulars	₹ in Crore	
	As at 31 March 2026	As at 31 March 2025
Interim and final equity dividend were declared and paid for financial year 2024-25 at ₹ 28.00 per equity share	-	349.75
Interim and final equity dividend were declared and paid for financial year 2025-26 at ₹ 28.00 per equity share	349.82	-
<b>Total</b>	<b>349.82</b>	<b>349.75</b>

In the event of liquidation of the Company, the holders of equity shares will be entitled to receive remaining assets of the company, after distribution of all preferential amounts. The distribution will be in proportion to the numbers of equity shares held by shareholders.

Dividends and tax thereon have not been recognised as liabilities in the year to which they pertain to and is recorded in the year in which they have been approved in the Annual General Meeting.

### 22.3 Details of shareholders holding more than 5% equity shares

Name of Shareholders	As at 31 March 2026		As at 31 March 2025	
	Number of Shares	% of total shares	Number of Shares	% of total shares
Yogesh M. Agrawal, trustee Yogesh Agrawal Trust	18,078,147	14.47	18,078,147	14.47
Rajesh M. Agrawal, trustee Rajesh Agrawal Trust	18,078,147	14.47	18,078,147	14.47
Ravi P. Agrawal, trustee Ravi Agrawal Trust	16,242,904	13.00	16,242,904	13.00
Aayush M. Agrawal, trustee Aayush Agrawal Trust	14,112,924	11.30	14,112,924	11.30
Gabs Investments Private Limited	12,588,393	10.08	12,588,393	10.08

### 22.4 Equity shares reserved for issuance under Share based Incentive Plan 2019 of the Company

Particulars	As at 31 March 2026		As at 31 March 2025	
	Number of Shares	Number of Shares	Number of Shares	Number of Shares
Equity shares	445,650		469,175	

### 22.5 Aggregate number of equity shares issued during last five years pursuant to Employee Stock Options Scheme 2011 & Share based Incentive Plan 2019

Particulars	As at 31 March 2026		As at 31 March 2025	
	Number of Shares	Number of Shares	Number of Shares	Number of Shares
Equity shares	277,100		253,575	

### 22.6 Equity shares allotted as fully paid up bonus Shares during the period of five years immediately preceding the balance sheet date

Particulars	As at 31 March 2026		As at 31 March 2025	
	Number of Shares	Number of Shares	Number of Shares	Number of Shares
Bonus Shares on allotment of ESOP in F.Y. 2022-23	500		500	
Bonus Shares issued in F.Y. 2022-23	42,707,885		42,707,885	

## Notes to the Standalone Financial Statements

For the year ended 31 March 2026

### 22.7 Equity shares extinguished on buy-back

#### For the year ended on 31 March 2025

Board of Directors have approved buy back of its 10,28,881 equity shares, being 0.82% of the total paid up equity share capital (prior buyback) at ₹ 2,770 per equity share for an aggregate amount of ₹ 284.99 Crores on 02 May 2024. The Company has taken the impact of buyback in the financial year 31 March 2024 and paid in previous financial year. The equity shares bought back were extinguished on 27 June 2024.

#### For the year ended on 31 March 2024

Board of Directors have approved buy back of its 10,28,881 equity shares, being 0.82% of the total paid up equity share capital (prior buyback) at ₹ 2,770 per equity share for an aggregate amount of ₹ 284.99 Crores on 02 May 2024.

#### For the year ended on 31 March 2023

The Company bought back 22,10,500 equity shares for an aggregate amount not exceeding of ₹ 315.00 Crore being 2.59% of the total paid up equity share capital (prior buyback) at ₹ 1,425 per equity share. The equity shares bought back were extinguished on 19 April 2023.

#### For the year ended on 31 March 2022

The Company bought back 11,20,000 equity shares for an aggregate amount not exceeding of ₹ 285.60 Crore being 1.29% of the total paid up equity share capital (prior buyback) at ₹ 2,550 per equity share. The equity shares bought back were extinguished on 28 February 2022.

#### For the year ended on 31 March 2021

The Company bought back 7,35,000 equity shares for an aggregate amount not exceeding of ₹ 136 Crore being 0.84% of the total paid up equity share capital (prior buyback) at ₹ 1,850 per equity share. The equity shares bought back were extinguished on 30 December 2020.

### 22.8 Details of equity shares held by promoters at the end of the year

Name of Promoters	As at 31 March 2026			As at 31 March 2025		
	Number of Shares	% of total shares	% Change during the year	Number of Shares	% of total shares	% Change during the year
Yogesh M. Agrawal, trustee Yogesh Agrawal Trust	18,078,147	14.47	-	18,078,147	14.47	0.85
Rajesh M. Agrawal, trustee Rajesh Agrawal Trust	18,078,147	14.47	-	18,078,147	14.47	0.85
Ravi P. Agrawal, trustee Ravi Agrawal Trust	16,242,904	13.00	-	16,242,904	13.00	0.88
Aayush M. Agrawal, trustee Aayush Agrawal Trust	14,112,924	11.30	-	14,112,924	11.30	0.88
Gabs Investments Private Limited	12,588,393	10.08	-	12,588,393	10.08	-
Ganga Exports being represented by Mr. Yogesh M. Agrawal, Mr. Rajesh M. Agrawal & Mr. Ravi P. Agrawal	3,348,261	2.68	-	3,348,261	2.68	0.92
Ravi P. Agrawal	285,000	0.23	-	285,000	0.23	-
Aayush M. Agrawal	30,000	0.02	-	30,000	0.02	-

## Notes to the Standalone Financial Statements

For the year ended 31 March 2026

### 23. Other equity

Particulars	₹ in Crore	
	As at 31 March 2026	As at 31 March 2025
<b>Capital redemption reserve</b>		
Balance at the beginning of the year	0.65	0.44
Add : Amount transferred upon buyback of shares	-	0.21
<b>Balance as at the year end</b>	<b>0.65</b>	<b>0.65</b>
<b>Securities premium</b>		
Balance at the beginning of the year	3.66	0.18
Add : Addition during the year	3.50	3.84
Less: Utilisation for buyback of shares	-	(0.36)
<b>Balance as at the year end</b>	<b>7.16</b>	<b>3.66</b>
<b>General reserve</b>		
Balance at the beginning of the year	-	139.48
Less: Utilised for buyback of shares	-	(139.48)
<b>Balance as at the year end</b>	<b>-</b>	<b>-</b>
<b>Employee stock options outstanding account</b>		
Balance at the beginning of the year	5.18	5.65
Add : Share based payment expense	1.74	4.19
Less : Deemed Investment in Subsidiary (refer note 9)	-	(0.62)
Less : Exercised during the year	(3.50)	(3.84)
Less : Cancelled / Lapsed during the year	(0.21)	(0.20)
<b>Balance as at the year end</b>	<b>3.21</b>	<b>5.18</b>
<b>Other items of other comprehensive income (Re-measurement gains (losses) on defined benefit plans)</b>		
Balance at the beginning of the year	(16.72)	(10.89)
Add: Amount transferred	(0.31)	(5.83)
<b>Balance as at the year end</b>	<b>(17.03)</b>	<b>(16.72)</b>
<b>Retained earnings</b>		
Balance at the beginning of the year	3,607.47	3,253.44
Profit for the year	946.82	916.89
<b>Less: Appropriations</b>		
- Interim dividend on equity shares	(349.82)	(349.75)
- Expense relating to buyback of shares	-	(1.61)
- Retained Earnings Utilised for Buy Back of shares	-	(145.15)
- Tax on buyback of shares	-	(66.35)
<b>Balance at the year end</b>	<b>4,204.47</b>	<b>3,607.47</b>
<b>Total</b>	<b>4,198.46</b>	<b>3,600.24</b>

### 24. Lease liabilities

Particulars	₹ in Crore	
	As at 31 March 2026	As at 31 March 2025
Lease liabilities	29.58	24.39
	<b>29.58</b>	<b>24.39</b>

## Notes to the Standalone Financial Statements

For the year ended 31 March 2026

### 25. Other non-current financial liabilities

Particulars	₹ in Crore	
	As at 31 March 2026	As at 31 March 2025
Security deposits payable	1.82	1.05
	<b>1.82</b>	<b>1.05</b>

### 26. Provisions (non-current)

Particulars	₹ in Crore	
	As at 31 March 2026	As at 31 March 2025
<b>Provision for employee benefits (net)</b>		
Gratuity (Refer note 46.2)	8.37	46.86
Compensated absences (Refer note 46.3)	42.78	33.41
	<b>51.15</b>	<b>80.27</b>

### 27. Deferred tax liabilities (net)

Particulars		₹ in Crore	
		As at 31 March 2026	As at 31 March 2025
<b>Tax effect of items constituting - Deferred tax liabilities</b>			
Difference in tax base of property, plant and equipment	(A)	157.93	147.76
Unrealised gain/loss on securities carried at FVOCI/FVTPL	(B)	(0.43)	(1.27)
<b>Tax effect of items constituting - Deferred tax assets</b>			
Disallowance under income tax	(C)	39.56	35.98
<b>Deferred tax liabilities (net)</b>	(A+B-C)	<b>117.94</b>	<b>110.51</b>

### 28. Other non-current liabilities

Particulars	₹ in Crore	
	As at 31 March 2026	As at 31 March 2025
Deferred government grant	1.67	2.00
	<b>1.67</b>	<b>2.00</b>

### 29. Lease liabilities

Particulars	₹ in Crore	
	As at 31 March 2026	As at 31 March 2025
Lease liabilities	5.11	6.78
	<b>5.11</b>	<b>6.78</b>

## Notes to the Standalone Financial Statements

For the year ended 31 March 2026

### 30. Trade payables

Particulars	₹ in Crore	
	As at 31 March 2026	As at 31 March 2025
Total outstanding dues of micro and small enterprises; and	54.17	21.55
Total outstanding dues of creditors other than micro and small enterprises.	417.68	344.72
	<b>471.85</b>	<b>366.27</b>

(Refer note 57 for disclosures relating to Micro and Small Enterprises)

(Refer note 48 (B) (ii) for disclosures relating to trade payable ageing)

### 31. Other current financial liabilities

Particulars	₹ in Crore	
	As at 31 March 2026	As at 31 March 2025
Unpaid dividend*	1.20	1.10
Unpaid sale proceeds of fractional shares* (31 March 2026: ₹ 15,878 and 31 March 2025: ₹ 15,878)	0.00	0.00
Capital creditors	53.21	55.59
Book overdraft	5.74	3.50
Employee benefits payable	60.08	48.83
Refund liability	47.80	47.80
Forward exchange contracts used for hedging	90.92	2.00
Other payables	0.24	-
	<b>259.19</b>	<b>158.82</b>

\* There are no amounts due and outstanding to be credited to Investor Education & Protection Fund as at 31 March 2026.

### 32. Other current liabilities

Particulars	₹ in Crore	
	As at 31 March 2026	As at 31 March 2025
Advances from customers	101.94	121.51
Deferred government grant	0.33	0.33
Statutory dues payable	16.73	17.03
	<b>119.00</b>	<b>138.87</b>

### 33. Provisions (current)

Particulars	₹ in Crore	
	As at 31 March 2026	As at 31 March 2025
Provision for employee benefits (net)		
Gratuity (Refer note 46.2)	18.76	15.37
Compensated absences (Refer note 46.3)	11.63	7.98
	<b>30.39</b>	<b>23.35</b>

## Notes to the Standalone Financial Statements

For the year ended 31 March 2026

### 34. Current tax liabilities (net)

Particulars	₹ in Crore	
	As at 31 March 2026	As at 31 March 2025
Provision for tax (net of income tax assets ₹ 271.21 Crore, Previous Year ₹ 288.88 Crore)	5.49	16.63
	<b>5.49</b>	<b>16.63</b>

### 35. Revenue from operations

Particulars	₹ in Crore	
	Year ended 31 March 2026	Year ended 31 March 2025
<b>Sale of products (Refer note 50)</b>		
Finished goods	4,251.88	3,802.77
Stock-in-trade	548.44	458.68
<b>Other operating revenues</b>		
Export incentives	25.22	32.84
Others	20.38	27.75
	<b>4,845.92</b>	<b>4,322.04</b>

### 36. Other income

Particulars	₹ in Crore	
	Year ended 31 March 2026	Year ended 31 March 2025
Dividend from subsidiary companies	36.68	22.28
<b>Income from financial assets carried at FVTPL</b>		
Gain on sale/redemption of Current Investments	8.70	14.99
Gain on investment at FVTPL	1.55	-
<b>Income on financial assets carried at amortised cost</b>		
Interest on deposits with banks	0.04	0.35
Interest from others	51.50	46.79
Net Gain on foreign currency transactions	99.66	32.96
Miscellaneous income	6.27	2.50
	<b>204.40</b>	<b>119.87</b>

### 37. Cost of materials consumed

Particulars	₹ in Crore	
	Year ended 31 March 2026	Year ended 31 March 2025
Raw material consumed	728.51	668.03
Packing material consumed	188.01	178.57
	<b>916.52</b>	<b>846.60</b>

### 38. Purchases of stock-in-trade

Particulars	₹ in Crore	
	Year ended 31 March 2026	Year ended 31 March 2025
Purchases of stock-in-trade	218.06	184.00
	<b>218.06</b>	<b>184.00</b>

## Notes to the Standalone Financial Statements

For the year ended 31 March 2026

### 39. Changes in inventories of finished goods, work-in-progress and stock-in-trade

₹ in Crore		
Particulars	Year ended 31 March 2026	Year ended 31 March 2025
<b>Inventories at the beginning of the year :</b>		
Finished goods	312.98	291.31
Work-in-progress	45.55	54.35
Stock-in-trade	49.88	44.17
<b>(A)</b>	<b>408.41</b>	<b>389.83</b>
<b>Inventories at the end of the year :</b>		
Finished goods	332.54	312.98
Work-in-progress	64.52	45.55
Stock-in-trade	68.67	49.88
<b>(B)</b>	<b>465.73</b>	<b>408.41</b>
<b>Changes in inventories :</b>		
Finished goods	(19.56)	(21.67)
Work-in-progress	(18.97)	8.80
Stock-in-trade	(18.79)	(5.71)
<b>(A) - (B)</b>	<b>(57.32)</b>	<b>(18.58)</b>

### 40. Employee benefits expense

₹ in Crore		
Particulars	Year ended 31 March 2026	Year ended 31 March 2025
Salaries, wages and bonus	1,105.93	903.66
Contribution to provident and other funds	48.11	39.90
Gratuity expenses (Refer note 46)	26.65	53.27
Share based payment expenses (Refer note 47)	1.53	4.00
Staff welfare expenses	11.83	10.07
	<b>1,194.05</b>	<b>1,010.90</b>

### 41. Finance cost

₹ in Crore		
Particulars	Year ended 31 March 2026	Year ended 31 March 2025
Interest expenses	2.59	4.60
	<b>2.59</b>	<b>4.60</b>

### 42. Depreciation and amortisation expense (Refer note 8)

₹ in Crore		
Particulars	Year ended 31 March 2026	Year ended 31 March 2025
Depreciation on property, plant and equipment	147.36	123.23
Amortisation on intangible assets	12.16	7.14
Depreciation on right-of-use assets	9.25	9.56
	<b>168.77</b>	<b>139.93</b>

## Notes to the Standalone Financial Statements

For the year ended 31 March 2026

### 43. Other expenses

₹ in Crore		
Particulars	Year ended 31 March 2026	Year ended 31 March 2025
Selling expenses	358.39	263.25
Clearing and forwarding	124.75	108.45
Medical literature expenses	12.82	13.44
Field travelling expenses	63.72	51.11
Consultancy charges	88.45	75.76
Travelling expenses	119.92	99.91
Processing charges	16.10	15.30
Power and fuel	73.17	70.22
Advertisement and publicity	0.65	5.76
Consumption of stores and spare parts	63.94	56.39
Rent (Refer note 51)	6.27	6.61
Rates and taxes	3.63	1.77
Legal and professional fees	32.95	45.68
Postage, telephone and stationery expenses	7.94	7.41
<b>Repairs and maintenance</b>		
- Buildings	5.26	5.25
- Plant and machinery	53.05	52.32
- Computers and others	21.84	14.43
Insurance	18.97	15.79
Donation	0.64	0.33
Bad debts written off, allowance for doubtful trade receivables (net)	1.89	0.03
Directors sitting fees	0.38	0.36
Clinical and analytical charges	45.47	41.30
Net loss on sale/discard of property, plant and equipment	1.87	0.60
Product registration expenses	62.99	55.25
Corporate social responsibility expenses (Refer note 54)	23.73	20.43
Commission to directors	0.14	0.16
Loss on Investment at FVTPL	-	3.65
Loss on financial instrument at FVTPL	103.04	8.82
Miscellaneous expenses	64.65	54.62
	<b>1,376.62</b>	<b>1,094.40</b>

## Notes to the Standalone Financial Statements

For the year ended 31 March 2026

### 44. Capital management:

Company's policy is to maintain a strong capital base to maintain investor, creditor and market confidence and to sustain future development of the business. Management monitors the return (EBIT) on capital, as well as the level of dividends to equity shareholders. The Company's objective for capital management is to maximise shareholder value, safeguard business continuity and support the growth of the Company. The Company determines the capital requirement based on annual operating plans, long-term and other strategic investment plans.

		₹ in Crore	
Particulars		Year ended 31 March 2026	Year ended 31 March 2025
Borrowings		-	-
Less: Cash and Cash Equivalents and current investments		648.89	487.31
Adjusted net debt	A	(648.89)	(487.31)
Equity	B	4,223.53	3,625.31
Adjusted net debt to equity ratio	(A/B)	(15.36)	(13.44)

### 45. Basic and diluted earnings per share is calculated as under:

The numerator and denominator used to calculate basic and diluted earnings per share:

		₹ in Crore	
Particulars		Year ended 31 March 2026	Year ended 31 March 2025
Profit attributable to equity shareholders for Basic EPS (₹ in Crore)	(A)	946.82	916.89
Add: Dilutive effect on profit (₹ in Crore)	(B)	-	-
Numerator for calculating dilutive earnings per share (₹ in Crore)	(C=A+B)	946.82	916.89
Weighted average number of equity shares outstanding for Basic EPS	(D)	12,49,28,019	12,51,26,706
Add: Dilutive effect of ESOP outstanding number of equity shares*	(E)	24,217	49,508
Weighted average number of equity shares for Diluted EPS	(F=D+E)	12,49,52,236	12,51,76,214
Face value per equity share (₹)		2	2
Basic earnings per share (₹)	(A/D)	75.79	73.28
Diluted earnings per share (₹)	(C/F)	75.78	73.25

\* On account of Share based Incentive Plan 2019 - (Refer note 47).

### 46. Employee Benefits

As required by Ind AS 19 'Employee Benefits' the disclosures are as under:

#### 46.1 Defined contribution plans

The Company offers its employee's defined contribution plans in the form of provident fund (PF) and Employees' pension scheme (EPS) with the government, and certain state plans such as Employees' State Insurance (ESI). PF and EPS cover substantially all regular employees and the ESI covers certain employees. Contributions are made to the Government's administered funds. While both the employees and the Company pay predetermined contributions into the Provident Fund and the ESI Scheme, contributions into the Pension fund is made only by the Company. The contributions are normally based on a certain proportion of the employee's salary. The Company does not have any liability beyond depositing these amounts into the government administered fund. During the year, the Company has made the following contributions:

		₹ in Crore	
Particulars		Year ended 31 March 2026	Year ended 31 March 2025
Provident fund and employee's pension scheme		47.98	39.70
Employees state insurance and others		0.13	0.20
<b>Total</b>		<b>48.11</b>	<b>39.90</b>

## Notes to the Standalone Financial Statements

For the year ended 31 March 2026

### 46.2 Defined benefit plans

#### Gratuity:

The Company makes annual contributions to Employees' Group Gratuity-cum Life Assurance (Cash Accumulation) Scheme of LIC, a funded defined benefit plan for qualifying employees. The Companies scheme provides for payment to vested employees as under:

#### On normal retirement / early retirement / withdrawal / resignation:

As per the provisions of Code of Wages, 2020 with vesting period of 5 years of service. A benefit ceiling has changed from ₹ 0.20 Crore to no limit for all the employees of the company in earlier years.

#### On the death in service:

As per the provisions of Code of Wages, 2020 without any vesting period.

The most recent actuarial valuation of plan assets and the present value of the defined benefit obligation for gratuity were carried out as at 31 March 2026. The present value of the defined benefit obligations and the related current service cost and past service cost, were measured using the Projected Unit Credit Method.

The Government of India has announced four Labour Code and have made them effective from 21<sup>st</sup> November, 2025. The corresponding all supporting rules under these codes are yet to be notified. The company is in the process of evaluating the full impact of these new labour codes announced. The company has estimated and accounted for incremental liability for own employees and the Company continues to monitor the finalisation of Central/State Rules and clarifications from the Government on other aspects of the Labour Code and would provide appropriate accounting effect on the basis of such developments as needed.

Based on the actuarial valuation obtained in this respect, the following table sets out the status of the gratuity plan and the amounts recognised in the Company's financial statements as at the Balance Sheet date:

		₹ in Crore	
Particulars		31 March 2026	31 March 2025
<b>i) Changes in Defined Benefit Obligation</b>			
Opening defined benefit obligation		143.47	81.33
Current service cost		16.60	12.23
Interest cost		8.39	7.83
Actuarial loss / (gain)			
- changes in financial assumptions		(2.63)	4.33
- changes in demographic assumptions		-	-
- experience adjustments		7.05	6.47
Past service cost		6.33	37.00
Benefit (paid)		(5.61)	(5.71)
<b>Closing defined benefit obligation</b>		<b>173.60</b>	<b>143.47</b>
<b>ii) Changes in Value of Plan Assets</b>			
Opening value of plan assets		81.25	57.10
Interest Income		4.67	3.80
Return on plan assets excluding amounts included in Interest Income		3.95	1.83
Contributions by employer		62.22	24.23
Benefits (paid)		(5.61)	(5.71)
<b>Closing value of plan assets</b>		<b>146.48</b>	<b>81.25</b>
<b>iii) Amount recognised in the Balance Sheet</b>			
Present value of funded obligations as at year end		173.60	143.47
Fair value of the plan assets as at year end		(146.48)	(81.25)
<b>Net liability recognised as at the year end</b>		<b>27.12</b>	<b>62.22</b>

## Notes to the Standalone Financial Statements

For the year ended 31 March 2026

Particulars	₹ in Crore	
	31 March 2026	31 March 2025
<b>iv) Expenses recognised in the Statement of Profit and Loss</b>		
Current service cost	16.60	12.23
Past service cost	6.33	37.00
Net Interest cost	3.72	4.04
<b>Net expenses recognised in the Statement of Profit and Loss</b>	<b>26.65</b>	<b>53.27</b>
<b>v) Expenses recognised in the Statement of Other Comprehensive Income</b>		
Net actuarial loss/(gain) recognized in the current year		
- changes in financial assumptions	(2.63)	4.33
- change in demographic assumption	-	-
- experience adjustments	7.05	6.46
Return on plan assets excluding amounts included in Interest Income	(3.95)	(1.83)
<b>Net Expenses recognised in the Statement of Other Comprehensive Income</b>	<b>0.47</b>	<b>8.96</b>
<b>vi) Asset information</b>		
Insurer Managed Funds (100%) (Fund is Managed by LIC as per IRDA guidelines, category-wise composition of the plan assets is not available)	100%	100%
<b>vii) Principal actuarial assumptions used</b>		
Discount rate (p.a.)	6.90%	6.60%
Mortality Rate	Indian Assured Lives Mortality (2012-14)	Indian Assured Lives Mortality (2012-14)
Salary growth rate (p.a.)	9.00% for next 1 year and 7.00% thereafter	9.00% for next 1 year and 7.00% thereafter
Weighted average duration of defined benefit obligation (Years)	5.42	5.57
<b>Withdrawal Rate (%) (Age Band)</b>		
25 and below	40%	40%
26 to 35	24%	24%
36 to 45	12%	12%
46 to 55	8%	8%
56 and above	8%	8%
<b>viii) Estimate of amount of contribution in immediate next year</b>	<b>18.76</b>	<b>15.37</b>

### Sensitivity Analysis

Reasonably possible changes at the reporting date to one of the relevant actuarial assumptions, holding other assumptions constant, would have affected the defined benefit obligation as shown below:

Particulars	₹ in Crore			
	As at 31 March 2026		As at 31 March 2025	
	Increase	Decrease	Increase	Decrease
Discount rate (0.5% movement)	169.35	178.03	139.86	147.27
Salary growth rate (0.5% movement)	178.17	169.18	147.38	139.73
Withdrawal rate (W.R.) Sensitivity (10% movement)	173.04	174.20	142.94	144.04

Although the analysis does not take into account full distribution of cash flows expected under the plan, it does provide an approximation of sensitivity of assumptions. The estimate of future increase in compensation levels, considered in the actuarial valuation, have been taken on account of inflation, seniority, promotion and other relevant factors such as supply and demand in the employment market.

## Notes to the Standalone Financial Statements

For the year ended 31 March 2026

### 46.3 Leave Encashment

The Company's employees are entitled for compensated absences which are allowed to be accumulated and encashed as per the Company's policies. The liability of compensated absences, which is non-funded, has been provided based on report of independent actuary using "Projected Unit Credit Method".

Accordingly, ₹ 54.41 Crore (Previous Year ₹ 41.39 Crore) being liability as at the year-end for compensated absences as per actuarial valuation has been provided in the accounts.

### 47. Share-based payments

Company has established as approved in earlier year by the shareholders of the Company and Compensation committee of Board of Directors for key Employees of the Group. The options issued under the above scheme vest in a phased manner.

During the year 1,800 (previous year 15,700) option were cancelled by the Company under the Share based Incentive Plan 2019, granted to the employees of the Group. The previous year figure includes 13000 options granted to employee of a subsidiary.

Grant Date	No. of Option Granted	No. of Option Cancelled	Exercise Price	Vesting Period
27 July 2023	-	1,800	-	-

The options are granted at an exercise price which is in accordance with the relevant SEBI guidelines in force, at the time of such grants. Each option entitles the holder to exercise the right to apply for and seek allotment of one equity share of ₹ 2/- each.

The particulars of the options under Share based Incentive Plan 2019 are as below:

Particulars	31 March 2026 Nos.	31 March 2025 Nos.
Options outstanding for vesting & exercise as at the beginning of the year	49,575	90,600
Add: Options granted during the year	-	-
Less: Options exercised during the year	23,525	25,325
Less: Options lapsed/cancelled during the year	1,800	15,700
Options outstanding for vesting & exercise as at the year end	24,250	49,575

Particulars	31 March 2026 Nos.	Range of Exercise Prices (₹)	Weighted Average Exercise Prices (₹)	Weighted Average share price at the date of exercise (₹)	Weighted Average Contractual life (Years)
Options outstanding for vesting & exercise as at the beginning of the year	49,575	2.00	2.00	-	0.81
Add: Options granted during the year	-	-	-	-	-
Less: Options exercised during the year	23,525	2.00	2.00	2767.10	-
Less: Options lapsed/cancelled during the year	1,800	-	-	-	-
Options outstanding for vesting & exercise as at the year end	24,250	2.00	2.00	-	0.29

Particulars	31 March 2025 Nos.	Range of Exercise Prices (₹)	Weighted Average Exercise Prices (₹)	Weighted Average share price at the date of exercise (₹)	Weighted Average Contractual life (Years)
Options outstanding for vesting & exercise as at the beginning of the year	90,600	2.00	2.00	-	1.37
Add: Options granted during the year	-	-	-	-	-
Less: Options exercised during the year	25,325	2.00	2.00	2,518.84	-
Less: Options lapsed/cancelled during the year	15,700	-	-	-	-
Options outstanding for vesting & exercise as at the year end	49,575	2.00	2.00	-	0.81

# Notes to the Standalone Financial Statements

For the year ended 31 March 2026

## Effect of share-based plan in profit & loss and balance sheet

For details of the related employee benefits expense and investment in subsidiary, refer note 40 and 9 respectively.

Description of the method and significant assumptions used during the year to estimate the fair values of the options, including the following weighted average information:

Variables	Weighted Average Information			
	Share Based Incentive Plan 2019			
	3,000 option	2,000 option	9,850 option	62,250 option
Plan				
Particulars				
Grant date	30-Apr-21	10-May-22	05-May-23	27-Jul-23
Last date for acceptance	30-May-21	09-Jun-22	03-Jun-23	25-Aug-23
Risk free rate (%)	4.53	7.06	7.05	7.13
Expected Life (years)	1 to 3	3 to 4	1 to 3	1 to 4
Volatility (%)	14.57	13.12	13.12	13.12
Dividend yield (%)	0.76	0.68	0.86	0.86
Price of the underlying share in the market at the time of option grant	₹ 1,842	₹ 1,105	₹ 1,298	₹ 1,553
Fair value of options	₹ 1,792	₹ 1,078	₹ 1,273	₹ 1,523
Exercise price	₹ 2	₹ 2	₹ 2	₹ 2

The particulars of the options Share based Incentive Plan 2019 granted to Employees of Subsidiary are as below:

Variables	Weighted Average Information
	Share Based Incentive Plan 2019
	13,000 options *
Plan	
Particulars	
Grant date	27-Jul-23
Last date for acceptance	25-Aug-23
Risk free rate (%)	7.13
Expected Life (years)	1 to 4
Volatility (%)	13.12
Dividend yield (%)	0.86
Price of the underlying share in the market at the time of option grant	₹ 1,553
Fair value of options	₹ 1,523
Exercise price	₹ 2

\* Above 13,000 options cancelled by the Company under the Share based Incentive Plan 2019 during the previous year.

## Valuation of stock options

The fair value of stock options granted during the period has been measured using the Black-Scholes option pricing model at the date of the grant. The Black-Scholes option pricing model includes assumptions regarding dividend yields, expected volatility, expected terms and risk free interest rates. They key inputs and assumptions used are as follows:

**Share price:** The closing price on NSE as on the date of grant has been considered for valuing the options granted.

**Exercise Price:** Exercise Price is the market price or face value or such other price as determined by the Remuneration and Compensation Committee.

**Expected Volatility:** The historical volatility of the stock till the date of grant has been considered to calculate the fair value of the options.

**Expected Option Life:** Expected Life of option is the period for which the Company expects the options to be live. The minimum life of a stock option is the minimum period before which the options cannot be exercised and the maximum life is the period after which the options cannot be exercised.

**Expected dividends:** Expected dividend yield has been calculated as an average of dividend yields for four years preceding the date of the grant.

# Notes to the Standalone Financial Statements

For the year ended 31 March 2026

**Risk free interest rate:** The risk-free interest rate on the date of grant considered for the calculation is the interest rate applicable for a maturity equal to the expected life of the options based on the zero-coupon yield curve for Government Securities.

These assumptions reflect management's best estimates, but these assumptions involve inherent market uncertainties based on market conditions generally outside of the Company's control. As a result, if other assumptions had been used in the current period, stock-based compensation expense could have been materially impacted. Further, if management uses different assumptions in future periods, stock-based compensation expense could be materially impacted in future years. The Company has granted stock options to employees of a subsidiary, the estimated fair value of stock options issued are included in the carrying value of the investment in the said subsidiary on a straight-line basis over the requisite service period of each separately vesting portion of the award.

## 48. Financial Instrument - Fair values and risk management

### A. Fair value measurements

	As at 31 March 2026		As at 31 March 2025	
	FVTPL	Amortised cost	FVTPL	Amortised cost
	₹ in Crore			
<b>Financial instruments by category</b>				
<b>Financial assets</b>				
Investment in subsidiaries	-	17.89	-	17.89
Investment in Limited liability partnership	28.50	-	25.24	-
Investments in Mutual funds/AIF II /NCDs	129.93	429.92	138.81	299.90
Investment in unquoted equity shares (current year ₹ Nil, previous year ₹ 37,050)	-	-	-	0.00
Trade receivables	-	1365.77	-	1225.81
Other non-current financial assets	-	6.17	-	8.14
Cash and cash equivalents	-	89.04	-	48.60
Bank balances other than cash and cash equivalents	-	1.51	-	1.12
Current loans	-	1.68	-	2.54
Insurance Receivable	-	0.46	-	0.03
Interest Receivable	-	8.52	-	2.29
<b>Total financial assets</b>	<b>158.43</b>	<b>1920.96</b>	<b>164.05</b>	<b>1606.32</b>
<b>Financial liabilities</b>				
Forward exchange contracts used for hedging	90.92	-	2.00	-
Other non-current financial liabilities	-	1.82	-	1.05
Non-current lease liabilities	-	29.58	-	24.39
Capital creditors	-	53.21	-	55.59
Unpaid dividend	-	1.20	-	1.10
Employee benefits payable	-	60.08	-	48.83
Unpaid sale proceeds of fractional shares (current year ₹ 15,878 and previous year ₹ 15,878)	-	0.00	-	0.00
Current lease liabilities	-	5.11	-	6.78
Refund Liability	-	47.80	-	47.80
Book overdrafts	-	5.74	-	3.50
Other payables	-	0.24	-	-
Trade payables	-	471.85	-	366.27
<b>Total financial liabilities</b>	<b>90.92</b>	<b>676.63</b>	<b>2.00</b>	<b>555.31</b>

Fair value measurement of lease liabilities is not required.

# Notes to the Standalone Financial Statements

For the year ended 31 March 2026

## Fair value hierarchy

This section explains the judgements and estimates made in determining the fair values of the financial instruments that are (a) recognised and measured at fair value and (b) measured at amortised cost and for which fair values are disclosed in the financial statements. To provide an indication about the reliability of the inputs used in determining fair value, the Company has classified its financial instruments into the three levels prescribed under the accounting standard. An explanation of each level follows underneath the table.

Financial assets and liabilities measured at fair value	As at 31 March 2026			As at 31 March 2025		
	Level 1	Level 2	Level 3	Level 1	Level 2	Level 3
<b>Financial assets</b>						
<b>Recurring fair value measurements</b>						
Investment in Mutual Funds	125.35	-	-	128.69	-	-
Investment in Limited liability partnership	-	-	28.50	-	-	25.24
Alternative Investment CAT-II	-	4.58	-	-	10.12	-
<b>Total Financial assets</b>	<b>125.35</b>	<b>4.58</b>	<b>28.50</b>	<b>128.69</b>	<b>10.12</b>	<b>25.24</b>
<b>Financial liabilities</b>						
Forward exchange contracts used for hedging	-	90.92	-	-	2.00	-
<b>Total Financial liabilities</b>	<b>-</b>	<b>90.92</b>	<b>-</b>	<b>-</b>	<b>2.00</b>	<b>-</b>

Level 1: Level 1 hierarchy includes financial instruments measured using quoted prices. This includes mutual funds that have declared buyback NAV. The mutual funds are valued using the closing NAV.

Level 2: The fair value of financial instruments that are not traded in an active market (like mutual funds, Mark to market derivatives and Non-convertible market link debenture) is determined using valuation techniques which maximise the use of observable market data and rely as little as possible on entity-specific estimates. If all significant inputs required to fair value as instrument are observable, the instrument is included in level 2.

Level 3: If one or more of the significant inputs is not based on observable market data, the instrument is included in level 3.

## Measurement of fair values

### Valuation techniques and significant unobservable inputs:

The following tables show the valuation techniques used in measuring Level 2 & Level 3 fair values, for financial instruments measured at fair value in the statement of financial position, as well as the significant unobservable inputs used:

Type	Valuation Technique	Significant unobservable Inputs	Inter-relationship between significant unobservable inputs and fair value measurement
Derivative instruments	Forward pricing: The fair value is determined using quoted forward exchange rates at the reporting date.	Not applicable	Not applicable
Non-Current Financial assets (Investment)	Discounted Cash flow: The valuation model considers the present value of expected receipts/ payment discounted using appropriate discounting rates.	Not applicable	Not applicable

## B. Financial risk management

Company has exposure to following risks arising from financial instruments:

- credit risk
- liquidity risk
- market risk
- currency risk

# Notes to the Standalone Financial Statements

For the year ended 31 March 2026

## Risk management framework

Company's board of directors has overall responsibility for the establishment and oversight of the Company's risk management framework. Management is responsible for developing and monitoring the Company's risk management policies, under the guidance of Audit Committee.

Company's risk management policies are established to identify and analyse the risks faced by it, to set appropriate risk limits and controls and to monitor risks and adherence to limits. Risk management policies and systems are reviewed regularly to reflect changes in market conditions and the Company's activities. Company, through its training and procedures aims to maintain a disciplined and constructive control environment in which all employees understand their roles and obligations.

Company's Audit committee oversees how management monitors compliance with the Company's risk management policies and procedures, and reviews the adequacy of the risk management framework in relation to the risks faced by the Company. The Audit committee is assisted in its oversight role by internal audit. Internal audit undertakes both regular and ad hoc reviews of risk management controls and procedures, the results of which are reported to the Audit committee.

### i. Credit risk

Credit risk is the risk that a counter party will not meet its obligations under a financial instrument or customer contract, leading to a financial loss. The Company is exposed to credit risk from its operating activities (primarily trade receivables) and from its financing activities, including deposits with banks and mutual funds, foreign exchange transactions and other financial instruments.

### Impairment:

The following table provides information about the exposure to credit risk and expected credit loss for trade receivables:

Particulars	As at 31 March 2026		
	Carrying amount	Weighted average loss rate	Loss allowance
Group Debtors	822.97	0.06%	0.46
Past due upto 180 days	455.77	0.10%	0.46
Past due 181 - 365 days	58.47	3.49%	2.04
Past dues 366 - 730 days	33.63	6.87%	2.31
Past dues 731 - 1096 days	0.33	39.39%	0.13
More than 1096 days	0.49	100.00%	0.49
<b>Total</b>	<b>1,371.66</b>		<b>5.89</b>

Particulars	As at 31 March 2025		
	Carrying amount	Weighted average loss rate	Loss allowance
Group Debtors	786.58	0.14%	1.12
Past due upto 180 days	427.95	0.14%	0.58
Past due 181-365 days	14.60	20.07%	2.88
Past dues 366 - 730 days	1.47	12.93%	0.21
Past dues 731 - 1096 days	0.21	100.00%	0.21
More than 1096 days	0.89	100.00%	0.89
<b>Total</b>	<b>1,231.70</b>		<b>5.89</b>

## Notes to the Standalone Financial Statements

For the year ended 31 March 2026

### (a) Trade receivables

Customer credit risk is managed by each business unit subject to the Company's established policy, procedures and control relating to customer credit risk management. Trade receivables, which are non-interest bearing, are mainly from stockists, distributors and customers and are generally on 14 days to 270 days credit term excluding wholly owned subsidiaries. Outstanding customer receivables are regularly monitored. The Company has no concentration of credit risk as the customer base is widely distributed both economically and geographically.

As at 31 March 2026, Company had 37 customers (31 March 2025, 34 customers), excluding wholly owned subsidiaries that owed the company more than ₹ 0.50 crore each and accounted for approximately 35% and 27% respectively of the total outstanding as at 31 March 2026 and 31 March 2025.

#### Expected credit loss assessment

As per simplified approach, the Company makes provision of expected credit losses on trade receivable using a provision matrix to mitigate the risk of default payment and make appropriate provision at each reporting date wherever required. The trend of the bad debts is negligible.

Particulars	₹ in Crore	
	As at 31 March 2026	As at 31 March 2025
Gross Carrying amount	1,371.66	1,231.71
Average Expected loss rate	0.43%	0.48%
Carrying amount of trade receivables (net of impairment)	1,365.77	1,225.81

The movement in the allowance for impairment in respect of trade receivables during the year was as follows:

Particulars	₹ in Crore	
	As at 31 March 2026	As at 31 March 2025
Balance as at the beginning of the year	5.89	8.83
Impairment loss / (gain) recognised (net)	-	-
Amounts written off	-	(2.94)
Balance as at the year end	5.89	5.89

### Ageing schedule for trade receivables as at 31 March 2026

Particulars	Not Due	Outstanding for following period from due date of payment					Total
		Less than 6 months	6 months -1 year	1-2 years	2-3 years	More than 3 years	
(i) Undisputed Trade receivables – considered good	1,008.87	268.95	56.43	31.32	0.20	-	1,365.77
(ii) Undisputed Trade Receivables – which have significant increase in credit risk	-	-	-	-	-	-	-
(iii) Undisputed Trade Receivables – credit impaired	-	0.92	2.04	2.31	0.13	0.06	5.46
(iv) Disputed Trade Receivables – considered good	-	-	-	-	-	-	-
(v) Disputed Trade Receivables – which have significant increase in credit risk	-	-	-	-	-	0.43	0.43
(vi) Disputed Trade Receivables – credit impaired	-	-	-	-	-	-	-
<b>Total</b>	<b>1,008.87</b>	<b>269.87</b>	<b>58.47</b>	<b>33.63</b>	<b>0.33</b>	<b>0.49</b>	<b>1,371.66</b>
Less - Loss Allowance							5.89
<b>Total Trade Receivables</b>							<b>1,365.77</b>

## Notes to the Standalone Financial Statements

For the year ended 31 March 2026

### Ageing schedule for trade receivables as at 31 March 2025

Particulars	Not Due	Outstanding for following period from due date of payment					Total
		Less than 6 months	6 months -1 year	1-2 years	2-3 years	More than 3 years	
(i) Undisputed Trade receivables – considered good	814.74	398.09	11.72	1.26	-	-	1,225.81
(ii) Undisputed Trade Receivables – which have significant increase in credit risk	-	-	-	-	-	-	-
(iii) Undisputed Trade Receivables – credit impaired	-	1.70	2.88	0.21	0.21	0.46	5.46
(iv) Disputed Trade Receivables – considered good	-	-	-	-	-	-	-
(v) Disputed Trade Receivables – which have significant increase in credit risk	-	-	-	-	-	0.43	0.43
(vi) Disputed Trade Receivables – credit impaired	-	-	-	-	-	-	-
<b>Total</b>	<b>814.74</b>	<b>399.79</b>	<b>14.60</b>	<b>1.47</b>	<b>0.21</b>	<b>0.89</b>	<b>1,231.70</b>
Less - Loss Allowance							(5.89)
<b>Total Trade Receivables</b>							<b>1,225.81</b>

There are no unbilled receivables, hence the same is not disclosed in the ageing schedule.

There are no other trade receivables which have significant increase in credit risk.

The loss allowance on trade receivable has been computed on the basis of Ind AS 109, Financial Instruments which require such allowance to be made even for trade receivable considered good on the basis that credit risk exists even though it may be very low.

### (b) Financial instruments

Company limits its exposure to credit risk by investing in liquid securities issued by mutual funds having a credit ranking of at least 3 and above from CRISIL or equivalent rating agency. Company monitors changes in credit risk by tracking published external credit ranking. Based on its on-going assessment of counterparty risk, the Company adjusts its exposure to various counterparties.

#### ii. Liquidity risk

Liquidity risk is the risk that the Company may not be able to meet its present and future cash and collateral obligations without incurring unacceptable losses. The Company's objective is to, at all times maintain optimum levels of liquidity to meet its cash and collateral requirements. The Company closely monitors its liquidity position and deploys a robust cash management system. It maintains adequate sources of financing including bilateral loans, debt, and overdraft from banks at an optimised cost. Working capital requirements are adequately addressed by internally generated funds. Trade receivables are kept within manageable levels.

Company aims to maintain the level of its cash and cash equivalents and other highly marketable debt investments at an amount in excess of expected cash outflows on financial liabilities over the next six months. The ratio of cash and cash equivalents and other highly marketable debt investments to outflows is 0.73 at 31 March 2026 (0.69 at 31 March 2025).

## Notes to the Standalone Financial Statements

For the year ended 31 March 2026

### Exposure to liquidity risk

The following are the remaining contractual maturities of financial liabilities at the reporting date. The amounts are gross and undiscounted and include estimated interest payments and exclude the impact of netting agreements.

#### As at 31 March 2026

₹ in Crore

Particulars	Carrying Amount	Contractual Cash Flows				
		Total	0-12 months	1-2 years	2-5 years	More than 5 years
Trade Payables	471.85	471.85	471.85	-	-	-
Other Financial Liabilities	261.01	261.01	259.19	0.80	0.65	0.37
Lease Liabilities	34.69	170.28	7.66	7.37	10.51	144.74
<b>Total</b>	<b>767.55</b>	<b>903.14</b>	<b>738.70</b>	<b>8.17</b>	<b>11.16</b>	<b>145.11</b>

#### As at 31 March 2025

₹ in Crore

Particulars	Carrying Amount	Contractual Cash Flows				
		Total	0-12 months	1-2 years	2-5 years	More than 5 years
Trade Payables	366.27	366.27	366.25	0.02	-	-
Other Financial Liabilities	159.87	159.87	158.82	0.38	0.67	-
Lease Liabilities	31.17	120.05	9.07	5.33	11.57	94.09
<b>Total</b>	<b>557.31</b>	<b>646.19</b>	<b>534.14</b>	<b>5.73</b>	<b>12.24</b>	<b>94.09</b>

The following is ageing schedule for Trade payables as at 31 March 2026

₹ in Crore

Particulars	Unbilled	Not due	Less than 1 year	1-2 years	2-3 years	More than 3 years	Total
(i) MSME	-	54.17	-	-	-	-	54.17
(ii) Others	1.91	350.26	65.51	-	-	-	417.68
(iii) Disputed dues – MSME	-	-	-	-	-	-	-
(iv) Disputed dues – Others	-	-	-	-	-	-	-
<b>Total</b>	<b>1.91</b>	<b>404.43</b>	<b>65.51</b>	<b>-</b>	<b>-</b>	<b>-</b>	<b>471.85</b>

The following is ageing schedule for Trade payables as at 31 March 2025

₹ in Crore

Particulars	Unbilled	Not due	Less than 1 year	1-2 years	2-3 years	More than 3 years	Total
(i) MSME	-	21.55	-	-	-	-	21.55
(ii) Others	0.64	295.58	48.48	0.02	-	-	344.72
(iii) Disputed dues – MSME	-	-	-	-	-	-	-
(iv) Disputed dues – Others	-	-	-	-	-	-	-
<b>Total</b>	<b>0.64</b>	<b>317.13</b>	<b>48.48</b>	<b>0.02</b>	<b>-</b>	<b>-</b>	<b>366.27</b>

Refer note 57 for disclosures relating to Micro and Small Enterprises.

### iii. Market risk

Market risk is the risk that changes in market prices – such as foreign exchange rates, interest rates and equity prices – will affect the company's income or the value of its holdings of financial instruments. The objective of market risk management is to manage and control market risk exposures within acceptable parameters, while optimising the return. Financial instruments affected by market risk include loans and borrowings, deposits, investments, and derivative financial instruments.

## Notes to the Standalone Financial Statements

For the year ended 31 March 2026

The Company's activities expose it to a variety of financial risks, including the effects of changes in foreign currency exchange rates and interest rates. The Company uses derivative financial instruments such as foreign exchange contracts to manage its exposures to foreign exchange fluctuations. All such transactions are carried out within the guidelines set by the risk management committee.

### Sensitivity Analysis on Interest rate

The Company's fixed rate bank deposits and securities are carried at amortised cost. They are therefore not subject to interest rate risk as defined in Ind AS 107, since neither the carrying amount nor the future cash flow will fluctuate because of a change in market interest rates.

### Sensitivity Analysis on Equity prices

The Company has invested its surplus funds primarily in debt based mutual funds. The value of investment in these mutual fund schemes is reflected through Net Asset Value (NAV) declared by the Asset Management Company on daily basis. The Company has not performed a sensitivity analysis on these mutual funds based on estimated fluctuations in their NAV as in management's opinion, such analysis would not display a correct picture.

### iv. Currency risk

Company is exposed to currency risk to the extent that there is a mismatch between the currencies in which sales, purchases and borrowings are denominated and the functional currency of Company. The currencies in which these transactions are primarily denominated are US dollars, Australian dollars, Great Britain Pound and Euro.

At any point in time, Company covers foreign currency risk by taking appropriate percentage of its foreign currency exposure, as approved by risk management committee in line with the laid down policy approved by the Board. Company uses forward exchange contracts to mitigate its currency risk, most with a maturity of less than one year from the reporting date. In respect of other monetary assets and liabilities denominated in foreign currencies, the Company's policy is to ensure that its net exposure is kept to an acceptable level by buying or selling foreign currencies at spot rates when necessary to address short-term imbalances.

The following table analyses foreign currency risk as at 31 March 2026:

₹ in Crore

Particulars	USD	EUR	QAR	RUB	Total
Bank balances	30.61	27.66	-	-	58.27
Trade and other receivables	1277.26	5.04	-	-	1282.30
Trade and other payables	54.70	3.39	0.11	-	58.20
<b>Net assets / (liabilities)</b>	<b>1253.17</b>	<b>29.31</b>	<b>(0.11)</b>	<b>-</b>	<b>1282.37</b>

The following table analyses foreign currency risk as at 31 March 2025:

₹ in Crore

Particulars	USD	EUR	QAR	RUB	Total
Bank balances	11.52	7.21	-	-	18.73
Trade and other receivables	1096.23	7.76	-	-	1103.99
Trade and other payables	26.55	3.06	-	0.02	29.63
<b>Net assets / (liabilities)</b>	<b>1,081.20</b>	<b>11.91</b>	<b>-</b>	<b>(0.02)</b>	<b>1,093.09</b>

## Notes to the Standalone Financial Statements

For the year ended 31 March 2026

For the year ended 31 March 2026 every percentage point depreciation / appreciation in the exchange rate for the closing balances between the Indian Rupee and respective currencies would affect the Company's incremental profit before tax as per below:

Particulars	₹ in Crore	
	Change in currency exchange rate	Effect on profit before tax
USD	+1% / (-1%)	12.53 / (12.53)
EUR	+1% / (-1%)	0.29 / (0.29)
QAR*	+1% / (-1%)	(0.00) / 0.00
RUB	+1% / (-1%)	- / (-)

\*₹ 10,829/-

For the year ended 31 March 2025 every percentage point depreciation/appreciation in the exchange rate between the Indian Rupee and respective currencies has affected the Company's incremental profit before tax as per below:

Particulars	₹ in Crore	
	Change in currency exchange rate	Effect on profit before tax
USD	+1% / (-1%)	10.81 / (10.81)
EUR	+1% / (-1%)	0.12 / (0.12)
QAR	+1% / (-1%)	- / (-)
RUB*	+1% / (-1%)	0.00 / (0.00)

\*₹ 2,279/-

### 49. Note on foreign currency exposures on assets and liabilities:

#### A. Disclosure on foreign currency exposure on forward contracts

During the year, the Company has entered into forward exchange contract, being derivative instruments to mitigate foreign currency risk, to establish the amount of currency in Indian Rupees required or available at the settlement date of certain payables and receivables.

The following are the outstanding foreign currency forward contracts entered into by the Company:

Particulars	As at 31 March 2026	As at 31 March 2025	Buy or Sell	Cross Currency
	Foreign Currency Amount in Crore	Foreign Currency Amount in Crore		
EUR	3.10	5.00	SELL	INR
USD	13.40	14.35	SELL	INR

#### B. Disclosure on foreign currency exposure on assets and liabilities

The year-end foreign currency exposures that have not been mitigated by a derivative instrument or otherwise are as below:

Particulars	₹ in Crore	₹ in Crore	Foreign Currency Amount in Crore	Foreign Currency Amount in Crore	Foreign Currency
	As at 31 March 2026	As at 31 March 2025	As at 31 March 2026	As at 31 March 2025	
Amount Receivable	45.00	-	0.48	-	USD
	0.02	-	**0.00	-	CNY
Amount Payable	75.29	91.29	0.82	1.05	USD
	78.91	59.13	0.73	0.66	EUR
	-	0.02	-	0.03	RUB
	0.11	-	*0.00	-	QAR

\*QAR 41,990, \*\* CNY14,288

## Notes to the Standalone Financial Statements

For the year ended 31 March 2026

### 50. Disaggregation of revenue

The operations of the Company are limited to only one segment viz. pharmaceuticals and related products. Revenue from contract with customers is from sale of manufactured goods and traded goods. Sale of goods are made at a point in time and revenue is recognised upon satisfaction of the performance obligations which is typically upon dispatch / delivery. The Company has a credit evaluation policy based on which the credit limits for the trade receivables are established. There is no significant financing component as the credit period provided by the Company is not significant.

#### 50.1 Revenue

##### Primary geographical markets

Particulars	₹ in Crore	
	Year ended 31 March 2026	Year ended 31 March 2025
India	1,653.85	1,452.49
Emerging Market	1,852.62	1,807.78
Africa Institution	159.82	146.71
USA	1,134.03	854.47
<b>Total revenue from contract with customers</b>	<b>4,800.32</b>	<b>4,261.45</b>
<b>Timing of revenue recognition</b>		
Goods transferred at a point in time	4,800.32	4,261.45

Variable components such as discounts and rebates continue to be recognised as deduction from revenue in compliance with Ind AS 115.

Revenue Break-up	₹ in Crore	
	Year ended 31 March 2026	Year ended 31 March 2025
Revenue as per contracted price	4,494.26	4,264.11
Adjusted for:		
Sales Return	(47.66)	(44.48)
Trade Discounts	(161.58)	(114.82)
Others (Price Adjustment)	515.30	156.64
	<b>306.06</b>	<b>(2.66)</b>
<b>Net Revenue</b>	<b>4,800.32</b>	<b>4,261.45</b>

The company normally sells goods on credit which varies from 14 to 21 days for domestic sales and 30 to 270 days in case of export sales. This does not involve any significant financing element.

Revenue from two customers exceed 10% of Company's Total Revenue amounting to ₹ 1,812.86 Crore (Previous year ₹ 1,450.64 Crore).

#### 50.2 Contract liability (advances from customers):

Particulars	₹ in Crore	
	As at 31 March 2026	As at 31 March 2025
Contract Liabilities	101.94	121.51

The Contract liability outstanding at the beginning of the year has been recognised as revenue during the year ended 31 March 2026.

## Notes to the Standalone Financial Statements

For the year ended 31 March 2026

### 51. Disclosure for leases under Ind AS 116 – “Lease”:

Company has taken various premises under operating lease. These are generally cancellable and ranges from 11 months to 5 years and are renewable by mutual consent on mutually agreeable terms. Some of these lease agreements have price escalation clauses. There are no restrictions imposed by these lease arrangements and there are no sub leases. There are no contingent rents. A single discount rate has been applied to a portfolio of leases with reasonably similar characteristics.

#### Right-of-use assets

₹ in Crore			
Particulars	Leasehold properties	Leasehold land	Total
<b>Cost</b>			
Balance as at 1 April 2025	35.40	62.59	97.99
Additions to ROU assets	7.19	9.97	17.16
De-recognition of ROU assets	(15.63)	-	(15.63)
<b>Balance as at 31 March 2026</b>	<b>26.96</b>	<b>72.56</b>	<b>99.52</b>
<b>Accumulated depreciation and impairment</b>			
Balance as at 1 April 2025	18.23	4.72	22.95
Depreciation	7.08	2.17	9.25
Eliminated on disposals of assets	(13.83)	-	(13.83)
<b>Balance as at 31 March 2026</b>	<b>11.48</b>	<b>6.89</b>	<b>18.37</b>

₹ in Crore			
Particulars	Leasehold properties	Leasehold land	Total
<b>Cost</b>			
Balance as at 1 April 2024	34.03	62.59	96.62
Additions to ROU assets	9.45	-	9.45
De-recognition of ROU assets	(8.08)	-	(8.08)
<b>Balance as at 31 March 2025</b>	<b>35.40</b>	<b>62.59</b>	<b>97.99</b>
<b>Accumulated depreciation and impairment</b>			
Balance as at 1 April 2024	17.43	3.77	21.20
Depreciation	8.61	0.95	9.56
Eliminated on disposals of assets	(7.81)	-	(7.81)
<b>Balance as at 31 March 2025</b>	<b>18.23</b>	<b>4.72</b>	<b>22.95</b>

₹ in Crore	
Carrying amounts	
Balance as at 1 April 2025	75.04
Balance as at 31 March 2026	81.15

₹ in Crore	
Carrying amounts	
Balance as at 1 April 2024	75.42
Balance as at 31 March 2025	75.04

## Notes to the Standalone Financial Statements

For the year ended 31 March 2026

### Lease Expenses recognized in Statement of Profit and Loss not included in the measurement of lease liabilities:

₹ in Crore		
Particulars	Year ended 31 March 2026	Year ended 31 March 2025
Short-term and low value lease expense	6.27	6.61
<b>Total lease expense</b>	<b>6.27</b>	<b>6.61</b>

### Cash outflow on leases

₹ in Crore		
Particulars	Year ended 31 March 2026	Year ended 31 March 2025
Repayment of lease liabilities (includes interest of ₹ 2.75 Crore in current year and ₹ 3.19 Crore in previous year)	(9.63)	(11.99)
<b>Total cash outflow on leases</b>	<b>(9.63)</b>	<b>(11.99)</b>

### Movement in Lease liabilities

₹ in Crore		
Particulars	Year ended 31 March 2026	Year ended 31 March 2025
<b>Opening Lease liabilities</b>	<b>31.17</b>	<b>30.52</b>
Addition during the year	12.62	9.45
Interest accrued during the year	2.75	3.19
Adjustment in Lease Liabilities on account of discharge of ROU	(2.22)	-
Payment of Lease liabilities (including interest)	(9.63)	(11.99)
<b>Closing Lease liabilities</b>	<b>34.69</b>	<b>31.17</b>
Non-Current	29.58	24.39
Current	5.11	6.78

### Maturity analysis of lease liabilities – contractual undiscounted cash flows:

₹ in Crore		
Particulars	Year ended 31 March 2026	Year ended 31 March 2025
Less than one year	7.66	9.07
One to five years	17.88	16.90
More than five years	144.74	94.09

## 52. Contingent Liabilities and commitments

### Contingent Liabilities

₹ in Crore		
Particulars	As at 31 March 2026	As at 31 March 2025
<b>Claims against the Company not acknowledged as debt</b>		
i. Liabilities disputed – appeals filed/to be filed with respect to:		
a. Excise duty, Service Tax, VAT and GST	4.28	4.28
b. Income tax on account of additions	3.23	3.23
ii. Other matter	0.61	0.61

# Notes to the Standalone Financial Statements

For the year ended 31 March 2026

The Company has two ongoing patent litigations as on 31 March 2026. No liability is expected to arise from these litigations.

The Company does not expect the outcome of the matters stated above to have a material adverse impact on the Company's financial condition, results of operations or cash flows.

Future cash outflows in respect of liability under clauses (i) to (ii) is dependent on decisions by relevant authorities of respective disputes.

## Income Tax Search

In August 2025, the Income Tax Authorities carried out search operations at certain premises of the Company. Subsequently, the Company received a notice dated 6 February 2026 under Section 158BC of the Income tax Act, 1961, requiring the Company to file a true and correct return of undisclosed income for the block period from 1 April 2019 to 17 November 2025.

The Company filed the return for the said block period on 6 April 2026, with no undisclosed income reported. Pending any subsequent communication from the concerned authorities in this regard, the consequent impact on the standalone financial statements for the year ended 31 March 2026, if any, is currently not ascertainable.

## Commitments

S. No.	Particulars	₹ in Crore	
		As at 31 March 2026	As at 31 March 2025
1.	Estimated amounts of contracts remaining to be executed on capital account and not provided for, net of advances	296.09	133.29
2.	Pending Exports obligation under Advance License / EPCG Scheme	7.45	2.87
3.	Unpaid allotment money in respect of Share of Ajanta Pharma Ireland Limited, wholly owned subsidiary, equivalent to EUR 50,000 (Previous Year EUR Nil).	0.54	-

## 53. Related party disclosure as required by Ind AS 24 are given below: -

### A) Relationships where control exist:

#### Category I- Subsidiaries:

Ajanta Pharma (Mauritius) Ltd.	("APML")
Ajanta Pharma Nigeria Ltd.	("APNL")
Ajanta Pharma USA Inc.	("APUI")
Ajanta Pharma Philippines Inc.	("APPI")
Ajanta Pharma Ireland Limited	("APIL") (Incorporated on 19/12/2025)

#### Category II- Directors and Key Management Personnel:

Mr. Mannalal B. Agrawal	Chairman
Mr. Madhusudan B. Agrawal	Executive Vice-Chairman
Mr. Yogesh M. Agrawal	Managing Director
Mr. Rajesh M. Agrawal	Joint Managing Director
Mr. Chandrakant M. Khetan	Independent Director (upto 28 July 2024)
Mr. K. H. Viswanathan	Independent Director (upto 28 July 2024)
Mr. Prabhakar Dalal	Independent Director (upto 28 July 2024)
Dr. Anjana Grewal	Independent Director (upto 28 July 2024)
Mr. David Paul Rasquinha	Independent Director (with Effect from 02 May 2024)
Ms. Medha Vinay Joshi	Independent Director (with Effect from 02 May 2024)
Mr. Rajesh S Dalal	Independent Director (with Effect from 02 May 2024)
Ms. Simi Manohar Lal Thapar	Independent Director (with Effect from 02 May 2024)
Mr. Arvind K. Agrawal	Chief Financial Officer
Mr. Gaurang C. Shah	Company Secretary

# Notes to the Standalone Financial Statements

For the year ended 31 March 2026

## Category III-Enterprise over which persons covered under Category II above are able to exercise significant control:

- Gabs Investments Private Limited
  - Seth Bhagwandas Agrawal Charitable Trust
  - Ganga Exports being represented by Mr. Yogesh M. Agrawal, Mr. Rajesh M. Agrawal and Mr. Ravi P. Agrawal
  - Mannalal Agrawal Trust, Trustee – Mr. Mannalal B. Agrawal
  - Yogesh Agrawal Trust, Trustee – Mr. Yogesh M. Agrawal
  - Rajesh Agrawal Trust, Trustee – Mr. Rajesh M. Agrawal
  - Ravi Agrawal Trust, Trustee – Mr. Ravi P. Agrawal
  - Aayush Agrawal Trust, Trustee – Mr. Aayush M. Agrawal
  - Ajanta Pharma Limited Group Gratuity Trust
  - Samta Foundation (Formerly known as Samta Purushottam Agrawal Memorial Foundation)
  - Mamta and Madhusudan Agrawal Memorial Foundation
  - Manisha Yogesh Agrawal Foundation
  - Smriti Rajesh Agrawal Foundation
  - Smriti Rajesh Agrawal Foundation
  - Ajanta Foundation
  - A.I. Printers
  - Infinichains Lab Private Limited
  - CSI Renting India Private Limited
  - Seva Home Collection Private Limited
  - Credibl Innovations Private Limited
  - Rivea Foundation
- ## Category IV- Others (Close Member of Key Management Personnel):
- Ms. Tanya Agrawal
  - Mr. Aayush M. Agrawal
  - Mr. Ravi P. Agrawal
  - Mr. Yash Agrawal
  - Mr. Veer Agrawal

## B) The following transactions were carried out with related parties:

Sr. No.	Particulars	Category	₹ in Crore	
			Year ended 31 March 2026	Year ended 31 March 2025
<b>1.</b>	<b>Sale of Goods</b>			
	APML	I	79.67	25.98
	APPI	I	179.99	205.23
	APUI	I	1082.75	828.97
<b>2.</b>	<b>Purchase of Material (Excluding GST)</b>			
	A.I. Printers	III	11.48	6.77
	Seva Home Collection Private Limited	III	0.05	-
<b>3.</b>	<b>Services availed (Excluding GST)</b>			
	Infinichains Lab Private Limited	III	-	0.09
	Credibl Innovations Private Limited	III	0.08	0.08
	CSI Renting India Private Limited	III	1.03	-
<b>4.</b>	<b>Investment</b>			
	APUI	I	-	(0.62)
<b>5.</b>	<b>Dividend from Subsidiary Companies</b>			
	APPI	I	15.21	22.28
	APML	I	21.47	-

## Notes to the Standalone Financial Statements

For the year ended 31 March 2026

Sr. No.	Particulars	Category	₹ in Crore	
			Year ended 31 March 2026	Year ended 31 March 2025
<b>6.</b>	<b>Expenses Reimbursement to</b>			
	APNL	I	0.21	0.18
<b>7.</b>	<b>Compensation to Key Management and Others</b>			
<b>7.1</b>	<b>Short-Term Employee Benefits Remuneration</b>			
	Mr. Madhusudan B. Agrawal	II	5.28	4.84
	Mr. Yogesh M. Agrawal	II	17.03	15.64
	Mr. Rajesh M. Agrawal	II	17.03	15.64
	Mr. Arvind K. Agrawal	II	2.39	2.10
	Mr. Gaurang C. Shah	II	1.20	1.08
	Ms. Tanya Agrawal	IV	0.16	0.14
	Mr. Yash Agrawal	IV	0.07	0.07
	Mr. Veer Agrawal	IV	0.05	-
	<b>Commission to Executive Director</b>			
	Mr. Yogesh M. Agrawal	II	10.50	9.00
	Mr. Rajesh M. Agrawal	II	10.50	9.00
	<b>Commission and Sitting Fees to Non-Executive Director</b>			
	Mr. Mannalal B. Agrawal	II	0.08	0.08
	Mr. Chandrakant M. Khetan	II	-	0.02
	Mr. K. H. Viswanathan	II	-	0.02
	Mr. Prabhakar Dalal	II	-	0.02
	Dr. Anjana Grewal	II	-	0.01
	Mr. David Paul Rasquinha	II	0.13	0.09
	Ms. Medha Vinay Joshi	II	0.10	0.07
	Mr. Rajesh S Dalal	II	0.12	0.08
	Ms. Simi Manohar Lal Thapar	II	0.10	0.07
<b>7.2</b>	<b>Post-employment benefits</b>	II & IV	5.99	46.49
<b>7.3</b>	<b>Shared Based Payment</b>			
	Mr. Arvind K. Agrawal	II	0.09	0.10
	Mr. Gaurang C. Shah	II	0.05	0.05
<b>8.</b>	<b>Dividend Paid</b>			
	Key Management Personnel	II	0.06	0.06
	Others	III & IV	231.74	231.74
<b>9.</b>	<b>Corporate Social Responsibility Expense</b>			
	Samta Foundation	III	9.61	7.00
	Ajanta Foundation	III	0.44	0.12
	Mamta and Madhusudan Agrawal Memorial Foundation	III	2.14	4.10
	Manisha Yogesh Agrawal Foundation	III	-	0.37
	Seth Bhagwandas Agrawal Charitable Trust	III	0.05	-
<b>10.</b>	<b>Contribution made to group gratuity trust paid to LIC</b>			
	Ajanta Pharma Limited Group Gratuity Trust	III	62.22	24.98
<b>11.</b>	<b>Other Income from subsidiary</b>			
	APUI	I	2.19	1.80
<b>12.</b>	<b>Donation</b>			
	Rivea Foundation	III	0.35	-

## Notes to the Standalone Financial Statements

For the year ended 31 March 2026

Sr. No.	Particulars	Category	₹ in Crore	
			Year ended 31 March 2026	Year ended 31 March 2025
<b>13.</b>	<b>Buyback of Equity Share</b>			
	Yogesh M. Agrawal, Trustee Yogesh Agrawal Trust	III	-	42.90
	Rajesh M. Agrawal, Trustee Rajesh Agrawal Trust	III	-	42.91
	Ravi P. Agrawal, Trustee Ravi Agrawal Trust	III	-	39.81
	Aayush M. Agrawal, Trustee Aayush Agrawal Trust	III	-	34.55
	Ganga Exports being represented by Yogesh M. Agrawal, Rajesh M. Agrawal and Ravi P. Agrawal	III	-	8.60
	Mr. Arvind K. Agrawal	II	-	0.05
	Mr. Gaurang C. Shah	II	-	0.44
	Mr. Chandrakant M. Khetan	II	-	*0.00

\*₹ 24,930

### C) Amount outstanding as at end of the year

Sr. No.	Particulars	Category	₹ in Crore	
			As at 31 March 2026	As at 31 March 2025
<b>1.</b>	<b>Trade receivables</b>			
	APPI	I	95.45	85.31
	APUI	I	724.69	701.27
	APML	I	2.82	-
<b>2.</b>	<b>Investments in</b>			
	APML	I	9.44	9.44
	APPI	I	1.38	1.38
	APUI	I	7.07	7.07
	APNL	I	1.37	1.37
	Less: Impairment of Investment in Subsidiary	I	(1.37)	(1.37)
<b>3.</b>	<b>Trade payables</b>			
	A.I. Printers	III	2.45	1.34
	Seva Home Collection Private Limited	III	0.01	-
	CSI Renting India Private Limited	III	0.26	-
<b>4.</b>	<b>Advance to Vendor</b>			
	APNL	I	0.01	0.03
<b>5.</b>	<b>Other receivables</b>			
	APUI	I	0.61	0.96
<b>6.</b>	<b>Advance Received</b>			
	APML	I	-	47.80
<b>7.</b>	<b>Commission payable to executive director</b>			
	Mr. Yogesh M. Agrawal	II	10.50	9.00
	Mr. Rajesh M. Agrawal	II	10.50	9.00
<b>8.</b>	<b>Commission payable to non-executive director</b>			
	Mr. David Paul Rasquinha	II	0.05	0.05
	Ms. Medha Vinay Joshi	II	0.03	0.03
	Mr. Rajesh S Dalal	II	0.03	0.03
	Ms. Simi Manohar Lal Thapar	II	0.03	0.03

## Notes to the Standalone Financial Statements

For the year ended 31 March 2026

Based on the internal and external transfer pricing review and validation, the Company believes that all transactions with associated enterprises are undertaken on the basis of arm's length principle. Outstanding balances at the year-end are unsecured and interest free and settlement occurs in cash. Details related to ESOP given to Employees of Subsidiary are provided in note 47.

### 54. Contribution towards Corporate Social Responsibility ("CSR"):

As per section 135 of the Act, a CSR committee has been formed by the Company. The funds are utilised during the year on the activities which are specified in schedule VII of the Act. The utilisation is done by way of direct and indirect contribution towards various activities.

The particulars of CSR expenditure are as follows:

Sr. No.	Particulars	₹ in Crore	
		Year ended 31 March 2026	Year ended 31 March 2025
(a)	Amount required to be spent by the Company during the year	20.01	17.94
(b)	Amount approved by the Board to be spent during the year	20.01	17.94
(c)	Amount spend during the year		
(i)	Construction/ acquisition of asset	-	-
(ii)	On purposes other than (i) above	23.73	20.43
(iii)	Shortfall at the end of the year	-	-
(iv)	Total of previous year shortfall	-	-
(v)	Nature of CSR activities	Promoting education, Medical assistance, Community development & promoting of sports	
(d)	Details of related party transactions (refer note 53)	12.24	11.59

55. The Company has presented data relating to its segments based on its consolidated financial statements, which are presented in the same Annual Report. Accordingly, in terms of paragraph 4 of the Indian Accounting Standard (Ind AS 108) "Operating Segments", no disclosures related to segments are presented in this standalone financial statement.

### 56. Remuneration to Auditors (excluding GST):

Particulars	₹ in Crore	
	Year ended 31 March 2026	Year ended 31 March 2025
- Audit Fees	0.45	0.45
- Limited review	0.32	0.32
- For Certification and other matters (including OPE)	0.11	0.11

## Notes to the Standalone Financial Statements

For the year ended 31 March 2026

### 57. Details of dues to Micro and Small Enterprises as defined under the Micro, Small and Medium enterprises development act, 2006

This information has been determined to the extent such parties have been identified on the basis of information available with the Company.

Particulars	As at 31 March 2026	As at 31 March 2025
a. The principal amount and the interest due thereon remaining unpaid to any supplier as at the end of each accounting year		
Principal amount due to micro and small enterprises	54.17	21.55
Interest due on above	-	-
a. The amount of interest paid by the buyer as per Section 16 of the Micro, Small and Medium Enterprises Development Act 2006, along with the amounts of the payment made to the supplier beyond the appointed day during each accounting year.	-	-
b. The amount of interest due and payable for the period of delay in making payment (which have been paid but beyond the appointed day during the year) but without adding the interest specified under Micro, Small and Medium Enterprises Development Act 2006.	-	-
c. The amount of interest accrued and remaining unpaid at the end of each accounting year.	-	-
d. The amount of further interest remaining due and payable even in the succeeding years, until such date when the interest dues as above are actually paid to the small enterprise for the purpose of disallowance as a deductible expenditure under Section 23 of Micro, Small and Medium Enterprises Development Act 2006.	-	-

### 58. Ratios – additional regulatory information

Ratio	Numerator	Denominator	31 March 2026	31 March 2025	Variance (%)
Current Ratio (in times)	Total current assets	Total current liabilities	3.50	3.62	(3.38)
Debt - Equity Ratio (in times)	Total Debt (Lease liability)	Total equity	0.01	0.01	(4.35)
Debt Service Coverage Ratio (in times)	Earnings available for debt service	Debt Service	-	-	-
Return on Equity (%)	Profit for the year less preference dividend (if any)	Average total equity	24.13%	26.05%	(7.39)
Inventory Turnover Ratio (in times)	Sale of products	Average Inventory	6.06	6.01	0.77
Trade receivables turnover ratio (in times)	Revenue from Operations	Average Trade Receivable	3.74	3.55	5.28
Trade payables turnover ratio (in times)	Net Credit Purchases (Raw material, packing material and purchase of traded goods)	Average Trade Payables	2.82	2.86	(1.41)
Net capital turnover ratio (in times)	Revenue from operations	Working Capital (Total current assets less Total current liabilities)	2.18	2.32	(5.89)
Net profit ratio (%)	Profit for the year	Revenue from operations	19.54%	21.21%	(7.90)
Return on capital employed (ROCE) (%)	Profit before tax and finance costs	Capital Employed (Net worth + Lease liability + Deferred tax liability)	28.19%	31.45%	(10.36)
Return on investment (%)	Income generated from invested funds	Average invested funds	9.80%	9.95%	(1.51)

## Notes to the Standalone Financial Statements

For the year ended 31 March 2026

### 59. Research and Development expenditure

A unit of the Company has been recognised by Department of Scientific and Industrial Research (DSIR) as in-house research and development unit. The amount of capital and revenue expenditure are as below.

Particulars	₹ in Crore	
	Year ended 31 March 2026	Year ended 31 March 2025
<b>Amount in respect to</b>		
Capital Expenditure	8.79	7.41
Revenue Expenditure	251.58	224.41
<b>Total</b>	<b>260.37</b>	<b>231.82</b>

### 60. Utilisation of borrowed funds and share premium

- A. The Company has not advanced or loaned or invested funds to any other person(s) or entity(ies), including foreign entities (Intermediaries) with the understanding that the Intermediary shall:
- directly or indirectly lend or invest in other persons or entities identified in any manner whatsoever by or on behalf of the company (Ultimate Beneficiaries) or
  - provide any guarantee, security or the like to or on behalf of the Ultimate Beneficiaries.
- B. The Company has not received any fund from any person(s) or entity(ies), including foreign entities (Funding Party) with the understanding (whether recorded in writing or otherwise) that the Company shall:
- directly or indirectly lend or invest in other persons or entities identified in any manner whatsoever by or on behalf of the Funding Party (Ultimate Beneficiaries) or
  - provide any guarantee, security or the like on behalf of the Ultimate Beneficiaries.

### 61. Impairment of Investment in Subsidiary

The Company in prior years has made full provision for investment in aggregate value of unquoted investment in Ajanta Pharma Nigeria Limited and the carrying value of investment is considered as Nil.

### 62. Assets classified as held for sale

The Company had previously classified one of its freehold land assets as "Assets Held for Sale" at a carrying amount of ₹ 8.85 Crore pursuant to a proposed sale transaction. However, as the transaction was not concluded and no new binding agreement has been executed, the criteria for such classification are no longer met. Accordingly, during the year ended March 31, 2026, the Company has reclassified the said asset from "Assets Held for Sale" to "Property, Plant and Equipment" at its carrying amount of ₹ 8.85 Crore.

### 63. Income Tax

#### a. Current income tax

Particulars	₹ in Crore	
	Year ended 31 March 2026	Year ended 31 March 2025
<b>Amount recognised in statement of profit and loss</b>		
Current tax on profit for the year	276.70	283.01
Adjustment for current tax of prior periods*	(0.09)	(24.98)
<b>Total Current tax expenses</b>	<b>276.61</b>	<b>258.03</b>
<b>Deferred tax expense/(benefit)</b>		
Origination and reversal of timing difference	7.60	5.14
<b>Total Deferred Tax expenses</b>	<b>7.60</b>	<b>5.14</b>
<b>Total Income tax expense recognized in the income statement</b>	<b>284.21</b>	<b>263.17</b>

\*Tax benefits for prior periods amounting to ₹ 0.09 Crore (previous year tax expense ₹ 24.98 Crore) comprises reversal of excess tax provision for FY 2024-25.

## Notes to the Standalone Financial Statements

For the year ended 31 March 2026

### b. Reconciliation of effective tax rate

The following is a reconciliation of the company's effective tax rate

Particulars	₹ in Crore	
	Year ended 31 March 2026	Year ended 31 March 2025
Accounting profit before income taxes	1,231.05	1,180.05
Enacted tax rate in India (%)	34.94	34.94
Computed expected tax expenses	430.18	412.36
Effect of non-deductible expenses	64.74	57.08
Temporary difference which is reversed during the Tax Holiday period	(1.59)	(1.59)
Tax effect which is chargeable at different rate	(0.21)	(1.16)
Others deductible expenses	(18.81)	(15.39)
Adjustment for current tax of prior periods	(0.09)	(24.98)
Deduction for Tax Holiday Unit	(190.01)	(163.15)
Income tax expenses	284.21	263.17
Effective tax rate	23.09%	22.30%

### c. Recognised deferred asset and liability

Particulars	₹ in Crore					
	Deferred tax asset		Deferred tax liabilities		Net deferred tax asset/(liabilities)	
	As at 31 March 2026	As at 31 March 2025	As at 31 March 2026	As at 31 March 2025	As at 31 March 2026	As at 31 March 2025
Property, Plant and equipment	-	-	157.93	147.76	(157.93)	(147.76)
Gain on Investment at FVTPL	0.43	1.27	-	-	0.43	1.27
Leave Encashment	19.02	14.46	-	-	19.02	14.46
Refund Liability	16.70	16.70	-	-	16.70	16.70
Diminution in value of Investment	1.78	2.76	-	-	1.78	2.76
Provision for Loss Allowance	2.06	2.06	-	-	2.06	2.06
Net deferred tax asset/(liabilities)	<b>39.99</b>	<b>37.25</b>	<b>157.93</b>	<b>147.76</b>	<b>(117.94)</b>	<b>(110.51)</b>

### d. Movement in deferred tax balances 31 March 2026

Particulars	₹ in Crore					
	Net balance as at 31 March 2025	Recognised in Profit and loss	Net balance as at 31 March 2026	Deferred tax asset	Deferred tax liabilities	
Property, plant and equipment	(147.76)	(10.17)	(157.93)	-	157.93	
Gain on Investment at FVTPL	1.27	(0.84)	0.43	0.43	-	
Leave Encashment	14.46	4.55	19.02	19.02	-	
Refund Liability	16.70	-	16.70	16.70	-	
Diminution in value of Investment	2.76	(0.97)	1.78	1.78	-	
Provision for Loss Allowance	2.06	-	2.06	2.06	-	
Net deferred tax asset/(liabilities)	<b>(110.51)</b>	<b>(7.43)</b>	<b>(117.94)</b>	<b>39.99</b>	<b>157.93</b>	

## Notes to the Standalone Financial Statements

For the year ended 31 March 2026

### e. Movement in deferred tax balances 31 March 2025

Particulars	₹ in Crore				
	Net balance as at 31 March 2024	Recognised in Profit and loss	Net balance as at 31 March 2025	Deferred tax asset	Deferred tax liabilities
Property, plant and equipment	(143.50)	(4.26)	(147.76)	-	147.76
Gain on Investment at FVTPL	0.91	0.36	1.27	1.27	-
Leave Encashment	11.55	2.91	14.46	14.46	-
Refund Liability	16.70	-	16.70	16.70	-
Diminution in value of Investment	2.76	-	2.76	2.76	-
Provision for Loss Allowance	3.08	(1.02)	2.06	2.06	-
Net deferred tax asset/(liabilities)	<b>(108.50)</b>	<b>(2.01)</b>	<b>(110.51)</b>	<b>37.25</b>	<b>147.76</b>

The charge relating to temporary differences during the year ended 31 March 2026 are primarily on account of property plant and equipment and gain on investment at FVTPL partially offset by provision for return of expired goods, provision for loss allowance, compensated absences. The credit to temporary differences during the year ended 31 March 2025 are primarily on account of property plant and equipment and gain on investment at FVTPL partially offset by provision for return of expired goods, provision for loss allowance, compensated absences. Current tax assets and current tax liabilities and the deferred tax assets and deferred tax liabilities relate to income taxes levied by the same authority.

### 64. Additional regulatory information pursuant to the requirement in Division II of Schedule III to the Companies Act 2013

#### A. Relationship with struck off company

There is no such transaction with the companies struck off under Companies Act, 2013.

#### B. Undisclosed income

There is no income surrendered or disclosed as income during the current or previous year in the tax assessments under the Income Tax Act, 1961, that has not been recorded in the books of account.

#### C. Utilisation of borrowings availed from banks

The borrowings obtained by the company from banks have been applied for the purposes for which such loans were taken.

#### D. Details of benami property held

No proceedings have been initiated on or are pending against the company for holding benami property under the Benami Transactions (Prohibition) Act, 1988 (45 of 1988) and Rules made thereunder.

**E.** The back-up for all the books of account maintained, is taken on a daily basis as per the requirements of Section 128 of the Companies Act, 2013 read with Rule 3 of the Companies (Accounts) Rules, 2014, as amended from time to time. During the period from 15 August 2025 to 17 August 2025, no transactions were recorded in the Company as the server was being shifted from the Kandivali office to the Andheri office. Consequently, daily back-ups were not taken during this period.

#### F. Wilful defaulter

The company has not been declared wilful defaulter by any bank or financial institution or government or any government authority.

## Notes to the Standalone Financial Statements

For the year ended 31 March 2026

### G. Compliance with number of layers of companies

The company has complied with the number of layers prescribed under the Companies Act, 2013.

### H. Compliance with approved scheme(s) of arrangements

The company has not entered into any scheme of arrangement which has an accounting impact on current or previous financial year.

### I. Details of crypto currency or virtual currency

The Company has not traded or invested in crypto currency or virtual currency during the current or previous year.

#### As per our report of even date attached

For **B S R & Co. LLP**  
Chartered Accountants  
Firm's Registration No: 101248W/W-100022

For and on behalf of Board of Directors of  
**Ajanta Pharma Limited**  
CIN - L24230MH1979PLC022059

**Rekha Shenoy**  
Partner  
Membership No. 124219

**Yogesh M. Agrawal**  
Managing Director  
DIN: 00073673

**Rajesh M. Agrawal**  
Joint Managing Director  
DIN: 00302467

Place : Mumbai  
Date : 05 May 2026

**Arvind K. Agrawal**  
Chief Financial Officer

**Gaurang C. Shah**  
Company Secretary  
FCS No. 6696

## Notice

NOTICE is hereby given that the Forty-seventh Annual General Meeting of the Members of Ajanta Pharma Limited will be held on Thursday, 16 July 2026 at 11:00 a.m. IST through Video Conferencing ("VC")/or Other Audio-Visual Means ("OAVM"), to transact the following business:

### ORDINARY BUSINESS:

- To receive, consider and adopt:
  - the Audited Standalone Financial Statements of the Company for the Financial Year ended 31 March 2026 together with the Reports of the Board of Directors and the Auditors thereon; and  
**"RESOLVED THAT** the audited standalone financial statements of the Company for the financial year ended 31 March 2026 and the reports of the Board of Directors and Statutory Auditor thereon as circulated to the members with the notice of the Annual General Meeting, be and are hereby received, considered and adopted."
  - the Audited Consolidated Financial Statements of the Company for the Financial year ended 31 March 2026 together with the Report of the Auditors thereon.  
**"RESOLVED THAT** the audited consolidated financial statements of the Company for the financial year ended 31 March, 2026 and the report of Statutory Auditor thereon, as circulated to the members with the notice of the Annual General Meeting, be and are hereby received, considered and adopted."
- To confirm the interim dividend for the financial year ended 31 March 2026, and, in this regard, pass the following resolution as an **Ordinary Resolution**.  
**"RESOLVED THAT** the interim dividend of ₹ 28 per equity share on face value of ₹ 2/- each fully paid up, declared by the Board of Directors of the Company for the FY 2026 and already paid, be and is hereby confirmed and ratified."
- To appoint a Director in place of Mr. Mannalal Bhagwandas Agrawal (DIN: 00073828), who retires by rotation and being eligible, offers himself for re-appointment, in this regard, pass the following resolution as a **Special Resolution**.  
**"RESOLVED THAT** pursuant to Section 152 and other applicable provisions of the Companies Act,

2013 ("the Act"), the Companies (Appointment and Qualification of Directors) Rules, 2014 and any other applicable rules made thereunder (including any statutory modification(s) or re-enactment(s) thereof, for the time being in force), consent of the members of the Company be and is hereby accorded for the re-appointment of Mr. Mannalal Bhagwandas Agrawal (DIN: 00073828), who retires by rotation at this Annual General Meeting and being eligible, has offered himself for re-appointment, as a Non-Executive, Non-Independent Director of the Company, liable to retire by rotation;

**RESOLVED FURTHER THAT** pursuant to the provisions of Regulation 17(1A) and other applicable regulations of the Securities and Exchange Board of India (Listing Obligations and Disclosure Requirements) Regulations, 2015 (including any statutory modification(s) or re-enactment(s) thereof, for the time being in force), approval of the Members be and is hereby accorded for continuation of directorship of Mannalal Bhagwandas Agrawal, who has attained the age of 79 years, as a Non-Executive, Non-Independent Director of the Company;

**RESOLVED FURTHER THAT** the Board of Directors of the Company (including any Committee thereof) be and is hereby authorised to do all such acts, deeds and things and take all such steps as may be necessary, proper or expedient to give effect to this resolution."

### SPECIAL BUSINESS

- To consider ratification of remuneration of Cost Auditors for the financial year 2026-27 and if thought fit, to pass with or without modification(s), the following resolution as an **Ordinary Resolution**:  
**"RESOLVED THAT** pursuant to the provisions of Section 148 and other applicable provisions, if any, of the Companies Act, 2013, the Companies (Audit and Auditors) Rules, 2014 and the Companies (Cost Records and Audit) Rules, 2014 (including any statutory modification(s) or re-enactment thereof, for the time being in force), remuneration of ₹ 7.80 lakhs plus GST and reimbursement of actual travel and out of pocket expenses, fixed by the Board of Directors for M/s. RA & Co., Cost Accountants, (Firm Registration No. 000242), Cost Auditors of the Company to conduct the audit of the cost records maintained by the Company for the financial year ending 31 March 2027, be and is hereby ratified;

**RESOLVED FURTHER THAT** any Director or the Key Managerial Personnel of the Company be and are hereby authorised to do all such acts and take all such steps as may be necessary, proper or expedient to give effect to this Resolution."

By order of the Board of Directors

Sd/-  
**Gaurang C. Shah**

5 May 2026 Sr. VP – Legal & Company Secretary  
 Membership No. F6696

Registered office:  
 Ajanta Tower, 54-A,  
 M VasANJI Road, Chakala,  
 Andheri (East), Mumbai - 400 093

### NOTES:

- An Explanatory Statement pursuant to Section 102 of the Companies Act, 2013 ("the Act"), which sets out details relating to Item No. 3 and 4 of the Notice is annexed hereto.
- Pursuant to Regulation 36 of the SEBI (Listing Obligations and Disclosure Requirements) Regulations, 2015 ("Listing Regulations") and the Secretarial Standard on General Meetings issued by the Institute of Company Secretaries of India, details of Director seeking re-appointment forms part of this notice and is appended to the notice.
- The Ministry of Corporate Affairs ("MCA") and Securities and Exchange Board of India ("SEBI"), have vide various circulars allowed companies to send the annual reports to shareholders only on e-mail and to hold Annual General Meeting ("AGM") through VC or OAVM without the physical presence of members at a common venue. Hence, in accordance with these Circulars, the 47<sup>th</sup> AGM of the Members of the Company is being held through VC/OAVM. The venue of the Meeting shall be deemed to be the registered office of the Company.
- To support the green initiative and as per relaxation given by the Government, only electronic copy of the Annual report for the year ended 31 March 2026 and Notice of the 47<sup>th</sup> AGM are being sent to the Members whose mail IDs are available with your Company/DP(s). Annual Report and the notice of the 47<sup>th</sup> Annual General Meeting are also posted on the website [www.ajantapharma.com](http://www.ajantapharma.com) for download. The AGM Notice can also be accessed from the websites i.e. BSE Limited ([www.bseindia.com](http://www.bseindia.com)), National Stock Exchange of India Limited ([www.nseindia.com](http://www.nseindia.com)) and National Securities Depository Limited ([www.evoting.nsdl.com](http://www.evoting.nsdl.com)).

- A letter containing a weblink for accessing the Notice and Annual Report for the financial year 2025-26 will be sent to those shareholders who have not registered their email address with the Company/Depositories/RTA.
- Since this AGM is being held through VC/OAVM, physical attendance of Members has been dispensed with. Accordingly, the facility for appointment of proxies by the Members will not be available for the AGM and hence the Proxy Form, Attendance Slip and Route Map are not annexed to this Notice. In pursuance of Section 112 and 113 of the Act, representatives of the members such as the President of India or the Governor of a State or body corporate can attend the AGM through VC/OAVM and cast their votes through e-Voting.
- In case of joint holders attending the Meeting, the member whose name appears as the first holder in the order of names as per Register of Members will be entitled to vote.
- Institutional/Corporate Shareholders (i.e. other than individuals/HUF/NRI, etc.) are required to send a scanned copy (PDF/JPG format) of its Board or governing body resolution/authorisation etc., authorising its representative to attend the AGM through VC/OAVM on its behalf and to vote through remote e-Voting. The said resolution/authorisation shall be sent to the Scrutiniser by e-mail through its registered e-mail address to [saurabhshah@psaprofessionals.com](mailto:saurabhshah@psaprofessionals.com) with a copy marked to [evoting@nsdl.com](mailto:evoting@nsdl.com), at least 48 hours before the commencement of the AGM.
- Following documents will be available for inspection electronically to the members during the AGM:
  - Register of Directors and Key Managerial Personnel;
  - Register of securities held by Directors and Key Managerial Personnel;
  - Register of Contracts or Arrangements in which the Directors are interested;
  - Certificate from the Secretarial Auditors of the Company certifying that the Company's Share Based Incentive Plan - 2019 is being implemented in accordance with SEBI (Share Based Employee Benefits and Sweat Equity) Regulations, 2021.
- All other documents referred to in the Notice will also be available for electronic inspection without any fee by the members from the date of circulation of this Notice up to the date of AGM, i.e. 16 July 2026. Members seeking to inspect such documents can send an e-mail to [investorgrievance@ajantapharma.com](mailto:investorgrievance@ajantapharma.com).

- Pursuant to the provisions of Section 108 of the Act, read with Rule 20 of the Companies (Management and Administration) Rules, 2014, Regulation 44 of the Listing Regulations and MCA Circulars, the Company is providing facility of remote e-Voting to its Members in respect of the business to be transacted at the AGM. For this purpose, the Company has engaged NSDL as the authorised e-Voting agency. Accordingly, the facility of casting votes by a member using remote e-Voting as well as the e-Voting system on the date of the AGM will be provided by NSDL.
- Members can join the AGM in the VC/OAVM mode 15 minutes before and after the scheduled time of the commencement of the Meeting by following the procedure mentioned in the Notice. The facility of participation at the AGM through VC/OAVM will be made available to at least 1000 members on first come first served basis. This will not include large Shareholders (Shareholders holding 2% or more shareholding), Promoters, Institutional Investors, Directors, Key Managerial Personnel, the Chairpersons of the Audit Committee, Nomination and Remuneration Committee and Stakeholders'

Relationship Committee, Auditors etc. who can attend the AGM without restriction on account of first come first served basis.

- The attendance of the Members attending the AGM through VC/OAVM will be counted for the purpose of ascertaining the quorum under Section 103 of the Act.

**14. Instructions for Shareholders for remote e-Voting and joining the AGM are as under:**

The remote e-Voting period begins on Monday 13 July 2026 at 9:00 a.m. and ends on Wednesday 15 July 2026 at 5:00 p.m. The remote e-Voting module will be disabled by NSDL for voting thereafter. The Members, whose names appear in the Register of Members/Beneficial Owners as on the cut-off date i.e. Thursday, 9 July 2026 can cast their vote electronically. The voting right of shareholders will be in proportion to their share in the paid-up equity share capital of the Company as on the cut-off date, being Thursday, 9 July 2026. The way to vote electronically on NSDL e-Voting system consists of "Two Steps" which are mentioned below:





**Step 1: Access to NSDL e-Voting system**

**A) Login method for e-Voting and joining virtual meeting for Individual shareholders holding securities in demat mode:**

In terms of SEBI circular dated 9 December 2020 on e-Voting facility provided by Listed Companies, Individual shareholders holding securities in demat mode are allowed to vote through their demat account maintained with Depositories and Depository Participants. Shareholders are advised to update their mobile number and email Id in their demat accounts in order to access e-Voting facility.

Login method for Individual shareholders holding securities in demat mode is given below:

Type of shareholders	Login Method
Individual Shareholders holding securities in demat mode with NSDL.	<ol style="list-style-type: none"> <li>For OTP based login you can click on <a href="https://eservices.nsdl.com/SecureWeb/evoting/evotinglogin.jsp">https://eservices.nsdl.com/SecureWeb/evoting/evotinglogin.jsp</a>. You will have to enter your 8-digit DP ID, 8-digit Client Id, PAN No., Verification code and generate OTP. Enter the OTP received on registered email id/mobile number and click on login. After successful authentication, you will be redirected to NSDL Depository site wherein you can see e-Voting page. Click on company name or <b>e-Voting service provider i.e. NSDL</b> and you will be redirected to e-Voting website of NSDL for casting your vote during the remote e-Voting period.</li> <li>Existing <b>IDEAS</b> user can visit the e-Services website of NSDL Viz. <a href="https://eservices.nsdl.com">https://eservices.nsdl.com</a> either on a Personal Computer or on a mobile. On the e-Services home page click on the <b>"Beneficial Owner"</b> icon under <b>"Login"</b> which is available under <b>'IDEAS'</b> section, this will prompt you to enter your existing User ID and Password. After successful authentication, you will be able to see e-Voting services under Value added services. Click on <b>"Access to e-Voting"</b> under e-Voting services and you will be able to see e-Voting page. Click on company name or <b>e-Voting service provider i.e. NSDL</b> and you will be re-directed to e-Voting website of NSDL for casting your vote during the remote e-Voting and joining virtual meeting period.</li> <li>If you are not registered for IDEAS e-Services, option to register is available at <a href="https://eservices.nsdl.com">https://eservices.nsdl.com</a>. Select <b>"Register Online for IDEAS Portal"</b> or click at <a href="https://eservices.nsdl.com/SecureWeb/IdeasDirectReg.jsp">https://eservices.nsdl.com/SecureWeb/IdeasDirectReg.jsp</a></li> <li>Visit the e-Voting website of NSDL. Open web browser by typing the following URL: <a href="https://www.evoting.nsdl.com/">https://www.evoting.nsdl.com/</a> either on a Personal Computer or on a mobile. Once the home page of e-Voting system is launched, click on the icon "Login" which is available under 'Shareholder/Member' section. A new screen will open. You will have to enter your User ID (i.e. your sixteen digit demat account number held with NSDL), Password/OTP and a Verification Code as shown on the screen. After successful authentication, you will be redirected to NSDL Depository site wherein you can see e-Voting page. Click on company name or <b>e-Voting service provider i.e. NSDL</b> and you will be redirected to e-Voting website of NSDL for casting your vote during the remote e-Voting and joining virtual meeting period.</li> </ol>

Type of shareholders	Login Method
	<ol style="list-style-type: none"> <li>Shareholders/Members can also download NSDL Mobile App <b>"NSDL Speede"</b> facility by scanning the QR code mentioned below for seamless voting experience. <b>NSDL Mobile App is available on</b>      </li> </ol>
Individual Shareholders holding securities in demat mode with CDSL	<ol style="list-style-type: none"> <li>Users who have opted for CDSL Easi/Easiest facility, can login through their existing user id and password. Option will be made available to reach e-Voting page without any further authentication. The users to login Easi/Easiest are requested to visit CDSL website <a href="http://www.cdslindia.com">www.cdslindia.com</a> and click on login icon &amp; New System Myeasi Tab and then use your existing my easi username &amp; password.</li> <li>After successful login the Easi/Easiest user will be able to see the e-Voting option for eligible companies where the evoting is in progress as per the information provided by company. On clicking the evoting option, the user will be able to see e-Voting page of the e-Voting service provider for casting your vote during the remote e-Voting period. Additionally, there is also links provided to access the system of all e-Voting Service Providers, so that the user can visit the e-Voting service providers' website directly.</li> <li>If the user is not registered for Easi/Easiest, option to register is available at CDSL website <a href="http://www.cdslindia.com">www.cdslindia.com</a> and click on login &amp; New System Myeasi Tab and then click on registration option.</li> <li>Alternatively, the user can directly access e-Voting page by providing Demat Account Number and PAN No. from a e-Voting link available on <a href="http://www.cdslindia.com">www.cdslindia.com</a> home page. The system will authenticate the user by sending OTP on registered Mobile &amp; Email as recorded in the Demat Account. After successful authentication, user will be able to see the e-Voting option where the evoting is in progress and also able to directly access the system of all e-Voting Service Providers.</li> </ol>
Individual Shareholders (holding securities in demat mode) login through their depository participants	You can also login using the login credentials of your demat account through your Depository Participant registered with NSDL/CDSL for e-Voting facility. upon logging in, you will be able to see e-Voting option. Click on e-Voting option, you will be redirected to NSDL/CDSL Depository site after successful authentication, wherein you can see e-Voting feature. Click on company name or e-Voting service provider i.e. NSDL and you will be redirected to e-Voting website of NSDL for casting your vote during the remote e-Voting period or joining virtual meeting & voting during the meeting.

**Important note:** Members who are unable to retrieve User ID/Password are advised to use Forget User ID and Forget Password option available at abovementioned website.

**Helpdesk for Individual Shareholders holding securities in demat mode for any technical issues related to login through Depository i.e. NSDL and CDSL.**

Login type	Helpdesk details
Individual Shareholders holding securities in demat mode with NSDL	Members facing any technical issue in login can contact NSDL helpdesk by sending a request at <a href="mailto:evoting@nsdl.com">evoting@nsdl.com</a> or call at 022 - 4886 7000
Individual Shareholders holding securities in demat mode with CDSL	Members facing any technical issue in login can contact CDSL helpdesk by sending a request at <a href="mailto:helpdesk.evoting@cdslindia.com">helpdesk.evoting@cdslindia.com</a> or contact at toll free no. 1800-21-09911

**B) Login Method for e-Voting and joining virtual meeting for shareholders other than Individual shareholders holding securities in demat mode and shareholders holding securities in physical mode.**

**How to Log-in to NSDL e-Voting website?**

- Visit the e-Voting website of NSDL. Open web browser by typing the following URL: <https://www.evoting.nsdl.com/> either on a Personal Computer or on a mobile.
- Once the home page of e-Voting system is launched, click on the icon "Login" which is available under 'Shareholder/Member' section.
- A new screen will open. You will have to enter your User ID, your Password/OTP and a Verification Code as shown on the screen.

Alternatively, if you are registered for NSDL eservices i.e. IDEAS, you can log-in at <https://eservices.nsdl.com/> with your existing IDEAS login. Once you log-in to NSDL eservices after using your log-in credentials, click on e-Voting and you can proceed to Step 2 i.e. Cast your vote electronically.

4. Your User ID details are given below:

Manner of holding shares i.e. Demat (NSDL or CDSL) or Physical	Your User ID is:
a) For Members who hold shares in demat account with NSDL.	8 Character DP ID followed by 8 Digit Client ID For example if your DP ID is IN300*** and Client ID is 12***** then your user ID is IN300***12*****.
b) For Members who hold shares in demat account with CDSL.	16 Digit Beneficiary ID For example if your Beneficiary ID is 12***** then your user ID is 12*****.
c) For Members holding shares in Physical Form.	EVEN Number followed by Folio Number registered with the company For example if folio number is 001*** and EVEN is 101456 then user ID is 101456001***.

5. Password details for shareholders other than Individual shareholders are given below:

- a) If you are already registered for e-Voting, then you can use your existing password to login and cast your vote.
- b) If you are using NSDL e-Voting system for the first time, you will need to retrieve the 'initial password' which was communicated to you. Once you retrieve your 'initial password', you need to enter the 'initial password' and the system will force you to change your password.
- c) How to retrieve your 'initial password'?
  - (i) If your email ID is registered in your demat account or with the company, your 'initial password' is communicated to you on your email ID. Trace the email sent to you from NSDL from your mailbox. Open the email and open the attachment i.e. a .pdf file. Open the .pdf file. The password to open the .pdf file is your 8 digit client ID for NSDL account, last 8 digits of client ID for CDSL account or folio number for shares held in physical form. The .pdf file contains your 'User ID' and your 'initial password'.
  - (ii) If your email ID is not registered, please follow steps mentioned below in **process for those shareholders whose email ids are not registered**

- c) If you are still unable to get the password by aforesaid two options, you can send a request at [evoting@nsdl.com](mailto:evoting@nsdl.com) mentioning your demat account number/folio number, your PAN, your name and your registered address etc.
  - d) Members can also use the OTP (One Time Password) based login for casting the votes on the e-Voting system of NSDL.
7. After entering your password, tick on Agree to "Terms and Conditions" by selecting on the check box.
  8. Now, you will have to click on "Login" button.
  9. After you click on the "Login" button, Home page of e-Voting will open.

**Step 2: Cast your vote electronically and join General Meeting on NSDL e-Voting system.**

**How to cast your vote electronically and join General Meeting on NSDL e-Voting system?**

1. After successful login at Step 1, you will be able to see all the companies "EVEN" in which you are holding shares and whose voting cycle and General Meeting is in active status.
2. Select "EVEN" of company for which you wish to cast your vote during the remote e-Voting period and casting your vote during the General Meeting. For joining virtual meeting, you need to click on "VC/OAVM" link placed under "Join Meeting".
3. Now you are ready for e-Voting as the Voting page opens.
4. Cast your vote by selecting appropriate options i.e. assent or dissent, verify/modify the number of shares for which you wish to cast your vote and click on "Submit" and also "Confirm" when prompted.
5. Upon confirmation, the message "Vote cast successfully" will be displayed.
6. You can also take the printout of the votes cast by you by clicking on the print option on the confirmation page.

7. Once you confirm your vote on the resolution, you will not be allowed to modify your vote.

**General Guidelines for shareholders**

1. It is strongly recommended not to share your password with any other person and take utmost care to keep your password confidential. Login to the e-voting website will be disabled upon five unsuccessful attempts to key in the correct password. In such an event, you will need to go through the ["Forgot User Details/Password?"](#) or ["Physical User Reset Password?"](#) option available on [www.evoting.nsdl.com](http://www.evoting.nsdl.com) to reset the password.
2. In case of any queries, you may refer the Frequently Asked Questions (FAQs) for Shareholders and e-voting user manual for Shareholders available at the download section of [www.evoting.nsdl.com](http://www.evoting.nsdl.com) or call on : 022 - 4886 7000 or send a request to Ms. Pallavi Mhatre at [evoting@nsdl.com](mailto:evoting@nsdl.com)

**Process for those shareholders whose email ids are not registered with the depositories for procuring user id and password and registration of e mail ids for e-voting for the resolutions set out in this notice:**

1. In case shares are held in physical mode please provide Folio No., Name of shareholder, scanned copy of the share certificate (front and back), PAN (self attested scanned copy of PAN card), AADHAR (self attested scanned copy of Aadhar Card) by email to [investorgrievance@ajantapharma.com](mailto:investorgrievance@ajantapharma.com) or send it over to Company's Registrar & Share Transfer Agent ("RTA"), MUFG Intime India Private Limited (Formerly Link Intime Private Limited), 101, 247 Park, L. B. S. Marg, Vikhroli West, Mumbai - 400 083.
2. In case shares are held in demat mode, please provide DPID-CLID (16 digit DPID + CLID or 16 digit beneficiary ID), Name, client master or copy of Consolidated Account statement, PAN (self attested scanned copy of PAN card), AADHAR (self attested scanned copy of Aadhar Card) to [investorgrievance@ajantapharma.com](mailto:investorgrievance@ajantapharma.com). If you are an Individual shareholder holding securities in demat mode, you are requested to refer to the login method explained at step 1 (A) i.e. Login method for e-Voting and joining virtual meeting for Individual shareholders holding securities in demat mode.
3. Alternatively shareholder/members may send a request to [evoting@nsdl.com](mailto:evoting@nsdl.com) for procuring user id and password for e-voting by providing above mentioned documents.

4. In terms of SEBI circular dated December 9, 2020 on e-Voting facility provided by Listed Companies, Individual shareholders holding securities in demat mode are allowed to vote through their demat account maintained with Depositories and Depository Participants. Shareholders are required to update their mobile number and email ID correctly in their demat account in order to access e-Voting facility.

**Instructions for Members for e-Voting on the day of the AGM are as under:**

- a. The procedure for e-Voting on the day of the AGM is same as the instructions mentioned above for remote e-Voting.
- b. Only those Members/shareholders, who will be present in the AGM through VC/OAVM facility and have not casted their vote on the Resolutions through remote e-Voting and are otherwise not barred from doing so, will be eligible to vote through e-Voting system in the AGM.
- c. Members who have voted through remote e-Voting will be eligible to attend the AGM. However, they will not be eligible to vote at the AGM.
- d. The details of the person who may be contacted for any grievances connected with the facility for e-Voting on the day of the AGM shall be the same person mentioned for remote e-Voting.

**Instructions for Members for attending the AGM are as under:**

- a. Member will be provided with a facility to attend the AGM through VC/OAVM through the NSDL e-Voting system. Members may access by following the steps mentioned above for Access to NSDL e-Voting system. After successful login, you can see link of "VC/OAVM" placed under "Join meeting" menu against company name. You are requested to click on VC/OAVM link placed under Join Meeting menu. The link for VC/OAVM will be available in Shareholder/Member login where the EVEN of Company will be displayed. Please note that the members who do not have the User ID and Password for e-Voting or have forgotten the User ID and Password may retrieve the same by following the remote e-Voting instructions mentioned in the notice to avoid last minute rush.
- b. Members are encouraged to join the Meeting through PC/Laptops for better experience.
- c. Members shall use Internet with a good speed to avoid any disturbance during the meeting.

- d. Please note that Participants connecting from mobile devices or tablets or through laptop connecting via mobile hotspot may experience audio/video loss due to fluctuation in their respective network. It is therefore recommended to use Stable Wi-Fi or LAN Connection to mitigate any kind of aforesaid glitches.
- e. Shareholders who would like to express their views/ask questions during the meeting may register themselves as a speaker by sending their request in advance from Thursday, 9 July 2026 (9:00 a.m. IST) to Wednesday 15 July 2026 (5:00 p.m. IST) prior to meeting mentioning their name, demat account number/folio number, e-mail id, mobile number, PAN at [investorgrievance@ajantapharma.com](mailto:investorgrievance@ajantapharma.com). The shareholders who do not wish to speak during the AGM but have queries may send their queries in advance 5 days prior to meeting mentioning their name, demat account number/folio number, e-mail id, mobile number, PAN at [investorgrievance@ajantapharma.com](mailto:investorgrievance@ajantapharma.com). These queries will be replied to by your Company suitably by e-mail.
15. Mr. Pramod S. Shah & Associates, Practicing Company Secretary Firm, Mumbai (Membership No. FCS 334 & Certificate of Practice No. 3804) has been appointed as the Scrutiniser to scrutinise the voting and ensuring that remote e-Voting process is conducted in a fair and transparent manner. The Scrutiniser will submit his report to the Chairman of the Company or to any other person authorised by the Chairman after the completion of the scrutiny of the e-Voting (votes casted during the AGM and votes casted through remote e-Voting), within 2 working days of the conclusion of the AGM. The result declared along with the Scrutiniser's report shall be communicated to the Stock Exchanges, NSDL & RTA and will also be displayed on your Company's website, [www.ajantapharma.com](http://www.ajantapharma.com).
16. Members are requested to address all correspondence in connection with shares held by them, to the Company's RTA viz., MUFG Intime India Private Limited (Formerly Link India Private Limited) C 101, 247 Park, L. B. S. Marg, Vikhroli West, Mumbai - 400 083 by quoting their Folio number or their DPID and Client ID number, as the case may be.
17. Members are requested to do following, if not done yet:
- Provide/update details of their bank accounts indicating the name of the bank, branch, account number and the nine-digit MICR code and IFSC code (as appearing on the cheque) along with photocopy of the cheque/cancelled cheque, self-attested identity proof and address proof, for remittance of dividend through ECS/NEFT and prevent fraudulent encashment of dividend warrants.
  - Dematerialise the shares held by them in physical form.
  - Update Permanent Account Number (PAN) against folio/demat account as also for deletion of name of deceased holder, transmission/transposition of shares.
  - Members holding shares in dematerialised form are requested to intimate/update all particulars of bank mandates, PAN, nominations, power of attorney, change of address, e-mail address, contact numbers etc. to their Depository Participants (DPs). Members holding shares in physical form are requested to intimate such details to the RTA and file nomination form SH-13.
18. NRI Members are requested to inform following to the RTA:
- Particulars of their bank account maintained in India with complete name, branch, account type, account number and address of the bank with pin code number, if not furnished earlier; and
  - Change in their residential status and address in India on their return to India for permanent settlement.

By order of the Board of Directors

Sd/-

**Gaurang C. Shah**

Sr. VP – Legal & Company Secretary

Membership No. F6696

5 May 2026

Registered office:  
Ajanta Tower, 54-A,  
M Vasanji Road, Chakala,  
Andheri (East), Mumbai - 400 093

## EXPLANATORY STATEMENT PURSUANT TO SECTION 102(1) OF THE COMPANIES ACT, 2013

### Item No. 3

Mr. Mannalal B. Agrawal (DIN: 00073828), aged 79 years, is currently a Non-Executive & Non-Independent Director of the Company. In accordance with Section 152 of the Act, he retires by rotation at this Annual General Meeting and being eligible, has offered himself for re-appointment.

Mr. Mannalal B. Agrawal has been associated with the Company since inception and has contributed immensely to the growth and development of the Company. He continues to contribute with his core competencies in the fields of Taxation, Finance and Accounting and provides valuable counsel to the management in the conduct of the Company's business affairs.

The Company has received from Mr. Agrawal, his consent to act as Director in form DIR-2 and confirmation in form DIR-8 that he is not disqualified from being appointed as Director in terms of Section 164 of the Act.

The Company has also received confirmation from Mr. Agrawal that he is not debarred from holding the office of director by virtue of any order of the Securities and Exchange Board of India ("SEBI") or any other such authority.

The profile of Mr. Agrawal pursuant to Regulation 36 of the Listing Regulations and Clause 1.2.5 of Secretarial Standard-2 on General Meetings, is provided in the Annexure to this Notice.

In terms of Regulation 17(1A) of the Listing Regulations, a Non-Executive Director who has attained the age of seventy-five years, may continue after seeking approval of members by a special resolution.

At the Forty-Second Annual General Meeting held on 14 July 2021, the members had approved continuation of his directorship beyond 75 years of age. Mr. Agrawal has now attained the age of 79 years and has expressed his willingness to continue as a Non-Executive Director of the Company. He is in sound mental and physical health and it would be in the interest of the Company to continue to avail his valuable experience, expertise and guidance.

Accordingly, approval of the Members is sought by Special Resolution for his re-appointment and continuation as a Non-Executive, Non-Independent Director of the Company, liable to retire by rotation.

Mr. Mannalal B. Agrawal, Mr. Madhusudan B. Agrawal, Mr. Yogesh M. Agrawal and Mr. Rajesh M. Agrawal are deemed to be concerned or interested in the resolution set out at Item No. 3.

None of the other Directors and/or Key Managerial Personnel of the Company and their relatives are concerned or interested, financially or otherwise, in the said resolution.

The Board recommends the Special Resolution set out at Item No. 3 of the accompanying Notice for approval of the Members.

### Item No. 4

In accordance with the provisions of Section 148 of the Act, the Companies (Audit and Auditors) Rules, 2014 and the Companies (Cost Records and Audit) Rules, 2014 (including any statutory modification(s) or re-enactment thereof, for the time being in force, the remuneration of Cost Auditors of the Company shall be ratified by the members.

The Board of Directors of the Company have, on the recommendation of the Audit Committee, appointed of M/s. RA & Co., Cost Accountants, as the Cost Auditors of the Company for the financial year 2026-27, for conducting the audit of the cost records of the Company at a remuneration of ₹ 7.80 lakhs plus GST and reimbursement of actual travel and out of pocket expenses.

Based on the certification received from the Cost Auditors, it may be noted that:

- They are in full time practice as Cost Accountants within the meaning of The Cost & Works Accountants Act, 1959 (23 of 1959) and hold valid Certificates of Practice;
- They are not disqualified under any of the provisions specified under Sections 141(3) and 148(5) of the Act;
- They are independent Cost Accountants and maintain an arm's length relationship with the Company.

The remuneration payable to the Cost Auditors is required to be ratified by the Members of the Company.

The Board recommends the ordinary resolution at Item No. 4 of the accompanying Notice for ratification of remuneration payable to the Cost Auditors for the financial year 2026-27, for approval of members.

None of the Directors and/or, Key Managerial Personnel and their relatives are concerned with or interested, financially or otherwise, in the said Resolution.

By order of the Board of Directors

Sd/-

**Gaurang C. Shah**

Sr. VP – Legal & Company Secretary

Membership No. F6696

5 May 2026

Registered office:  
Ajanta Tower, 54-A,  
M Vasanji Road, Chakala,  
Andheri (East), Mumbai - 400 093

**DETAILS OF THE DIRECTOR SEEKING RE-APPOINTMENT AT FORTY- SEVENTH ANNUAL GENERAL MEETING (PURSUANT TO REGULATION 36 OF THE LISTING REGULATIONS AND CLAUSE 1.2.5 OF SECRETARIAL STANDARD ON GENERAL MEETINGS).**

<b>Name of Director</b>	<b>Mr. Mannalal B. Agrawal</b>
Category	Non-Executive Non-Independent Director
Date of Birth	26 March 1947
DIN No.	00073828
Nationality	Indian
Date of Appointment	31 December 1979
Brief Profile and Expertise in Specific Functional Area	Associated with the Company since its inception and has been instrumental in shaping its growth and strategic direction. With over four decades of extensive experience spanning industry expertise, business leadership, management and administration, corporate governance, taxation, finance, and accounting, he continues to provide invaluable guidance to the management. His profound understanding of business operations, financial discipline, and sound strategic judgment has significantly contributed to the Company's sustained growth, operational excellence, and robust governance framework.
Qualifications:	
(i) Educational	B. Com
(ii) Experience in years	41+
Percentage of shares held	Nil
Relationship with other Directors and Key Managerial Personnel	Father of Mr. Yogesh M. Agrawal & Mr. Rajesh M. Agrawal and brother of Mr. Madhusudan B. Agrawal
No. of Board meetings attended during FY 2026	Four
Other Directorships in Companies	None
Membership of committees (M- Member; C- Chairman)	1. Ajanta Pharma Ltd.: i. Audit Committee (M) ii. Stakeholders' Relationship Committee (C) iii. CSR & Sustainability Committee (C)
Resigned/retired as a Director in any listed entities in the past three financial years	None
Nature of Appointment	Re-appointment pursuant to Director liable to retire by rotation
Terms and conditions of appointment	Liable to retire by rotation
Remuneration drawn by the Director(s) for Financial Year 2025-26	₹ 0.08 Crore



(CIN No. L24230MH1979PLC022059)

**Regd. Office:** Ajanta Tower, 54-A, M VasANJI Road,  
Chakala, Andheri (E),  
Mumbai 400 093, India.

**Tel No.:** 022 6060 9000

**Website:** [www.ajantapharma.com](http://www.ajantapharma.com)

**E-mail:** [investorgrievance@ajantapharma.com](mailto:investorgrievance@ajantapharma.com)